



MARKET DAILY

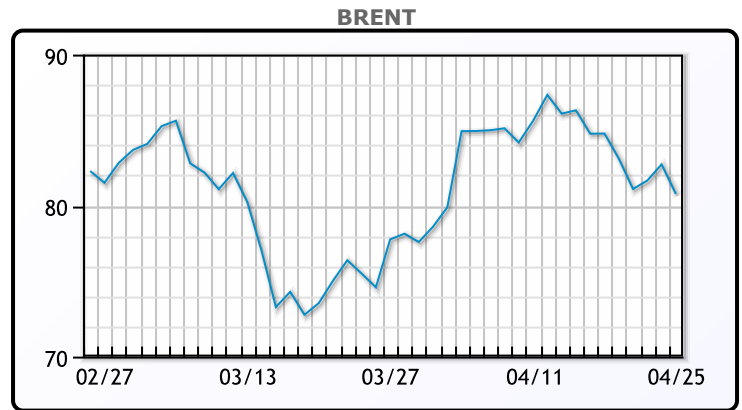
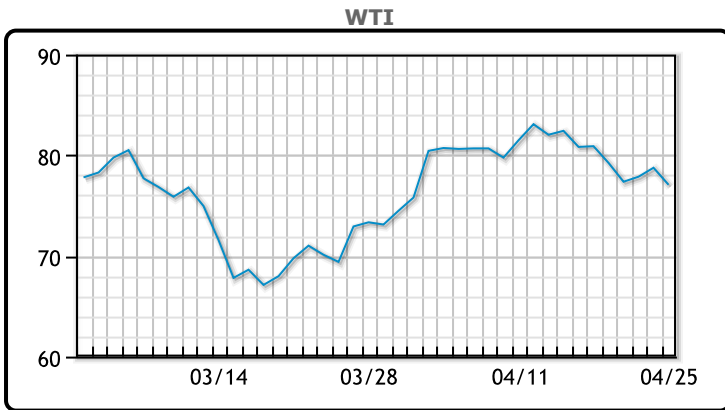
<https://www.pflpetroleum.com>
 1865 Veterans Park Dr. Suite 303
 Naples, Florida 34109
 Phone: 239-390-2885
 Fax: 239-949-0611
 Apr 25, 2023 6:53 PM

Major Energy Futures		
	Settle	Change
Brent	80.77	-1.96
Gas Oil	716.25	9.5
Natural Gas	2.307	0.034
RBOB	258.86	-4.32
ULSD	245.11	-7.99
WTI	77.07	-1.69

Market Commentary

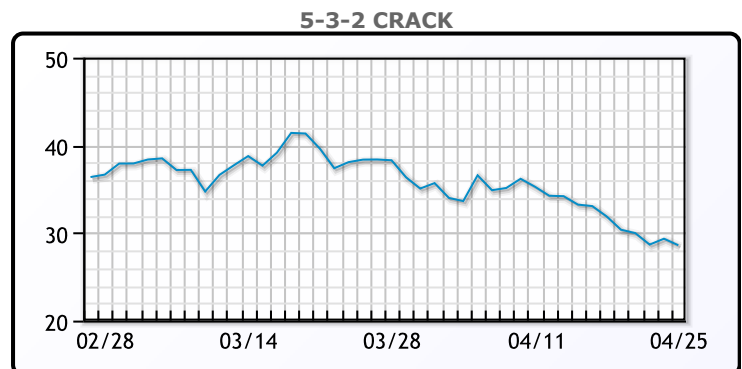
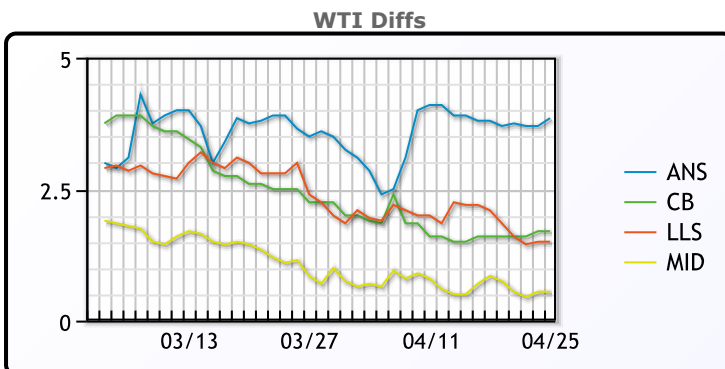
Oil prices were lower today, falling to the lowest this month after two sessions of gains. US consumer confidence dropped to a nine month low in April. FRC reported earnings today re sparking fears in the banking sector as the regional bank reported a flight in deposits in excess of more than \$100 billion. "Oil prices looked as if they were going to mount a rally before old banking worries re-emerged," said Phil Flynn, an analyst at Price Futures Group. Investors remained wary that possible interest rate hikes by inflation-fighting central banks could slow economic growth and dent energy demand in the United States, Britain and the European Union. WTI traded down \$1.69 or 2.2% to close at \$77.07. Brent traded down \$1.96 or -2.4% to close at \$80.77.

Crude & Product Markets

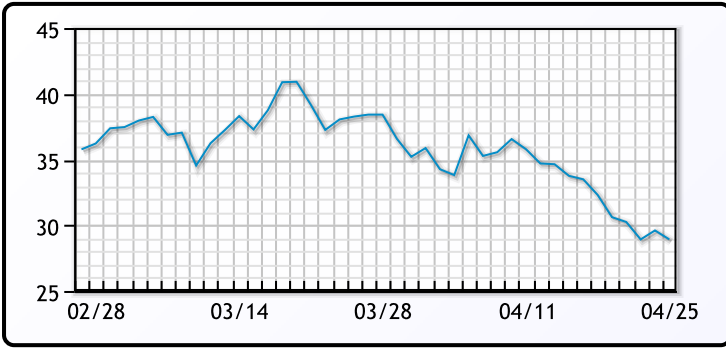


CRUDE			
	Last	Week Ago	Month Ago
ANS	80.92	84.66	72.91
BLS	78.77	82.46	71.56
LLS	78.57	82.96	71.56
Mid	77.62	81.71	70.01
WTI	77.07	80.86	69.31

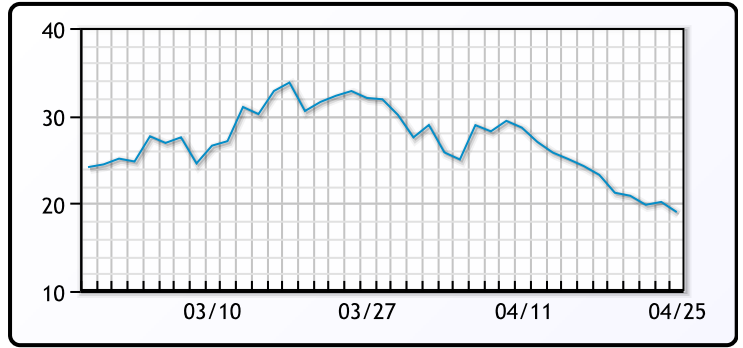
PRODUCTS			
	Last	Week Ago	Month Ago
Gulf RBOB	246.955	268.59	256.105
Gulf ULSD	238.895	253.115	261.02
NYH RBOB	259.985	277.59	232.6
NYH ULSD	244.36	260.365	270.395
USGC 3%	64.875	67.625	54.625



3-2-1 Crack



Gulf 3-2-1 Crack



NGLs

MB

	Last	Week Ago	Month Ago
Butane	88.5	93	87.5
IsoButane	101.25	103.75	103.5
Natural Gasoline	159.5	160.3	153
Propane	78.625	82.25	75.25

CONWAY

	Last	Week Ago	Month Ago
Butane	89.5	93.5	87.5
IsoButane	103.25	102.5	108
Natural Gasoline	163	159	150.75
Propane	77.75	81.25	71.75

MB NON

	Last	Week Ago	Month Ago
Butane	93.5	98	90.5
IsoButane	101.25	103.75	103.5
Natural Gasoline	157.25	158.25	149.75
Propane	78.5	82	75.3

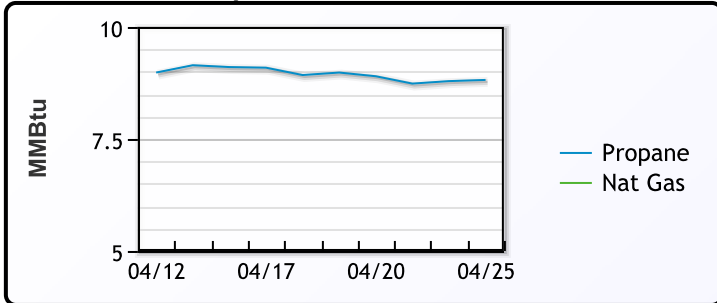
EDMONTON

	Last	Week Ago	Month Ago
Propane	59.5	62.8	52

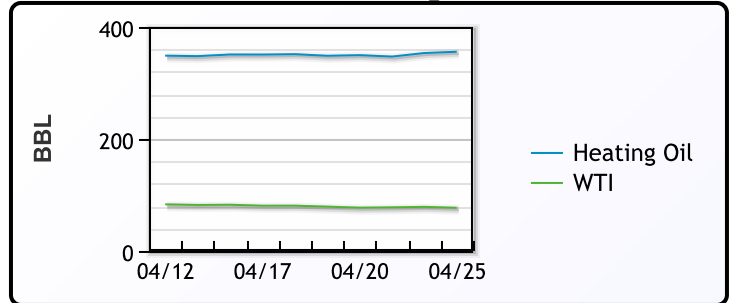
SARNIA

	Last	Week Ago	Month Ago
Propane	96.3	99.8	88.8

Propane MT.B Tet vs Nat Gas



WTI vs Heating Oil



FX

	Last	Change
CAD	1.3619	-0.0008
DXY	101.863	0.515
Gold	1998	0.61

RATES

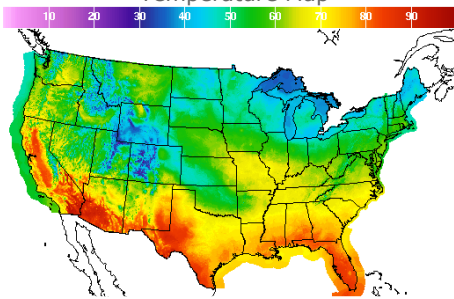
	Last	Change
US 2yr	3.9544	-0.1338
US 10yr	3.3996	-0.0905
CAN 10yr	2.804	-0.104

EQUITIES

	Last	Change
Nasdaq	11799.16	-238.04
TSX	1232.314	-14.726
S&P 500	4071.63	-65.41

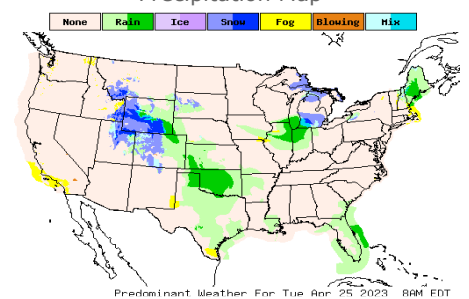
Weather Data

Temperature Map



City	HIGH °F	LOW °F
Calgary	59	38
Conway	46	29
Cushing	54	47
Denver	58	41
Houston	76	61
Mont Belvieu	75	57
Sarnia	44	32
Williston	60	31

Precipitation Map



This report has been prepared by PFL Petroleum Limited personnel for your information only and the views expressed are intended to provide market commentary and are not recommendations. This report is not an offer to sell or a solicitation of any offer to buy any security. The information contained herein has been compiled by PFL from sources believed to be reliable, but no representation or warranty, express or implied, is made by PFL Petroleum Limited, its affiliates or any other person as to its accuracy, completeness or correctness. Copyright 2017 PFL Petroleum Limited. All Rights Reserved