



# MARKET DAILY

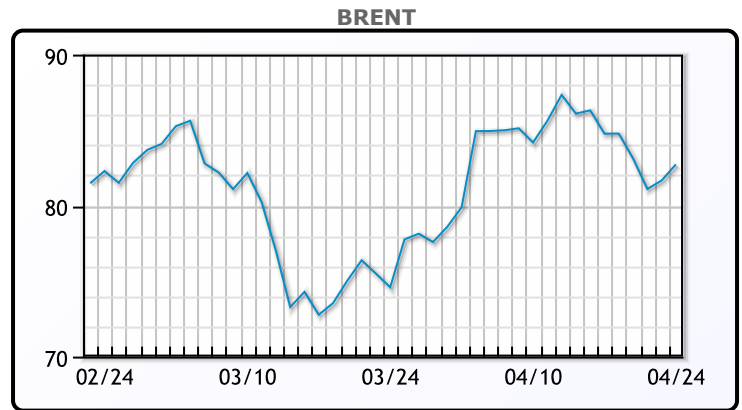
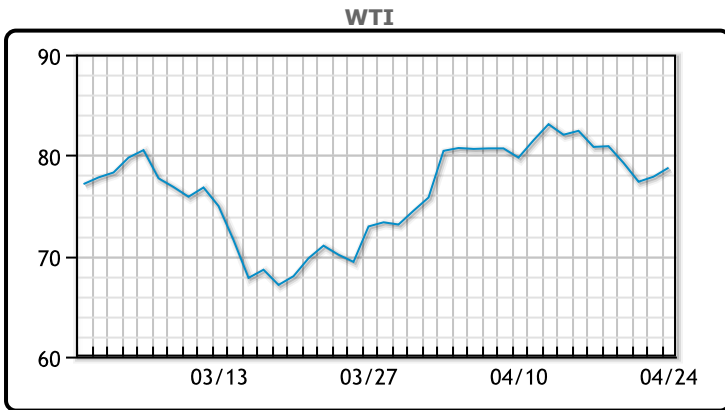
<https://www.pflpetroleum.com>  
 1865 Veterans Park Dr. Suite 303  
 Naples, Florida 34109  
 Phone: 239-390-2885  
 Fax: 239-949-0611  
 Apr 24, 2023 8:30 PM

Major Energy Futures		
	Settle	Change
Brent	82.73	1.07
Gas Oil	733.5	9.5
Natural Gas	2.273	0.04
RBOB	263.18	3.02
ULSD	253.1	4.24
WTI	78.76	0.89

**Market Commentary**

Oil prices rose today, reversing earlier losses as the session turned more bullish on holiday travel in China. Bookings in China for trips abroad point to a continued recovery but numbers are still well below pre Covid levels. "There's a lot of optimism around Chinese holidays as it relates to jet fuel demand, the first genuine numbers on Chinese demand construction," said Bob Yawger, director of energy futures at Mizuho. Chinese customs data also showed record imports in the month of March. Supply tightness owing to additional supply cuts is also helping lift prices. WTI traded up \$.89 or 1.1% to close at \$78.76. Brent traded up \$1.07 or 1.3% to close at \$82.73.

## Crude & Product Markets

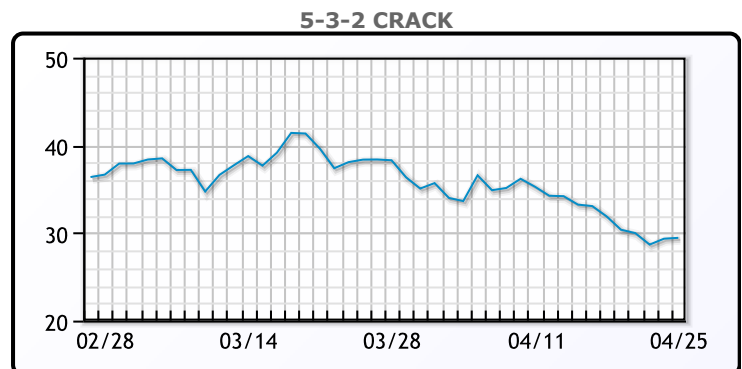
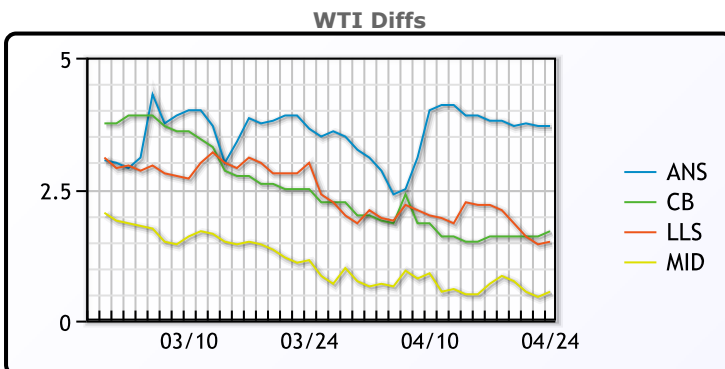


**CRUDE**

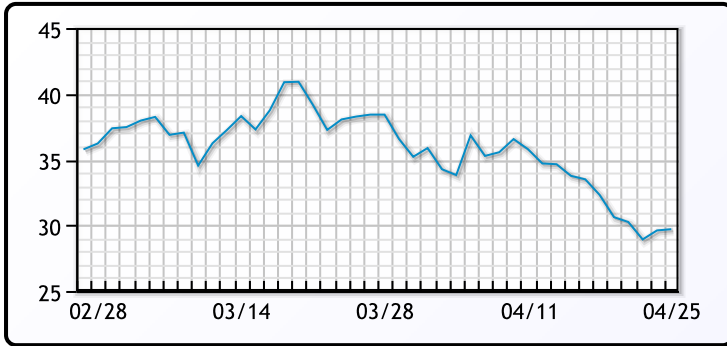
	Last	Week Ago	Month Ago
ANS	82.46	84.63	72.91
BLS	80.46	82.43	71.56
LLS	80.26	83.03	71.56
Mid	79.31	81.53	70.01
WTI	78.76	80.83	69.31

**PRODUCTS**

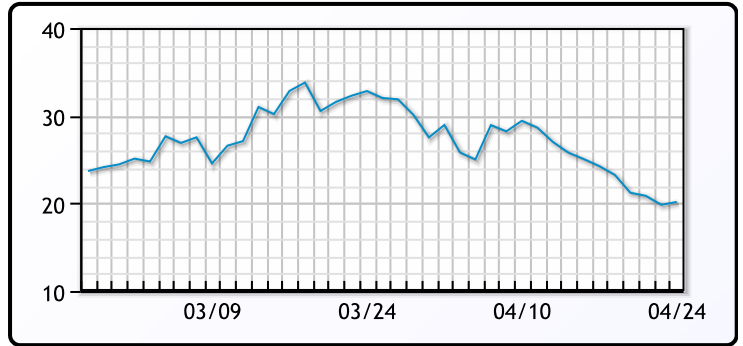
	Last	Week Ago	Month Ago
Gulf RBOB	252.75	271.65	256.105
Gulf ULSD	246.51	255.095	261.02
NYH RBOB	263.68	279.15	232.6
NYH ULSD	252.35	261.72	270.395
USGC 3%	65.875	67.875	54.625



**3-2-1 Crack**



**Gulf 3-2-1 Crack**



**NGLs**

**MB**

	Last	Week Ago	Month Ago
Butane	90.5	91.8	78.5
IsoButane	103.5	98.3	102.5
Natural Gasoline	161	161	153
Propane	80.9	81.5	75.3

**CONWAY**

	Last	Week Ago	Month Ago
Butane	89	94.5	87.3
IsoButane	100	97.3	108
Natural Gasoline	162.8	158.8	151.5
Propane	79.5	80.8	71.5

**MB NON**

	Last	Week Ago	Month Ago
Butane	95.5	96.8	90.5
IsoButane	103.5	98.3	102.5
Natural Gasoline	158.3	159	150
Propane	80.9	81.5	75.3

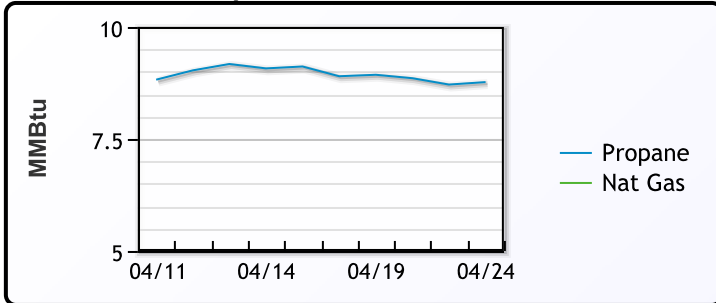
**EDMONTON**

	Last	Week Ago	Month Ago
Propane	61.3	64	52

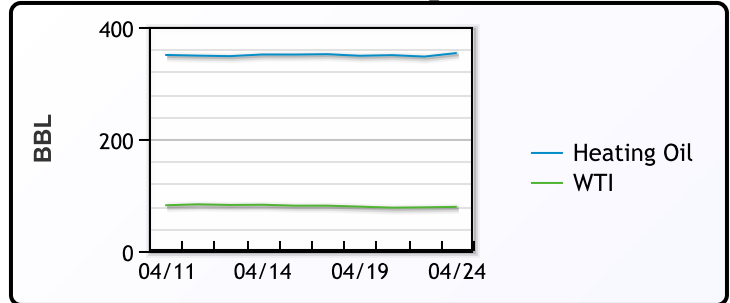
**SARNIA**

	Last	Week Ago	Month Ago
Propane	96.3	99.8	88.8

**Propane MT.B Tet vs Nat Gas**



**WTI vs Heating Oil**



**FX**

	Last	Change
CAD	1.3535	-0.0006
DXY	101.265	-0.083
Gold	1996.1	6.96

**RATES**

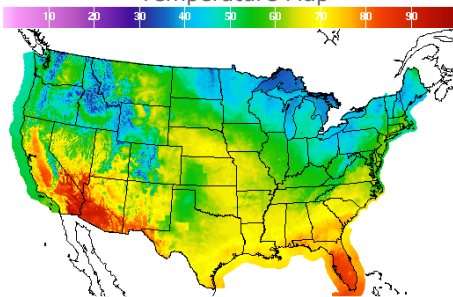
	Last	Change
US 2yr	4.0819	-0.0063
US 10yr	3.4787	-0.0114
CAN 10yr	2.908	-0.028

**EQUITIES**

	Last	Change
Nasdaq	12037.2	-35.26
TSX	1247.04	-1.953
S&P 500	4137.04	3.52

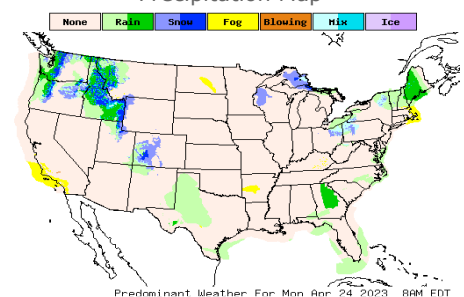
**Weather Data**

**Temperature Map**



City	HIGH °F	LOW °F
Calgary	54	39
Conway	40	25
Cushing	65	41
Denver	62	43
Houston	72	55
Mont Belvieu	70	52
Sarnia	43	32
Williston	54	31

**Precipitation Map**



This report has been prepared by PFL Petroleum Limited personnel for your information only and the views expressed are intended to provide market commentary and are not recommendations. This report is not an offer to sell or a solicitation of any offer to buy any security. The information contained herein has been compiled by PFL from sources believed to be reliable, but no representation or warranty, express or implied, is made by PFL Petroleum Limited, its affiliates or any other person as to its accuracy, completeness or correctness. Copyright 2017 PFL Petroleum Limited. All Rights Reserved