



MARKET DAILY

<https://www.pflpetroleum.com>
 1865 Veterans Park Dr. Suite 303
 Naples, Florida 34109
 Phone: 239-390-2885
 Fax: 239-949-0611
 Apr 21, 2023 8:48 PM

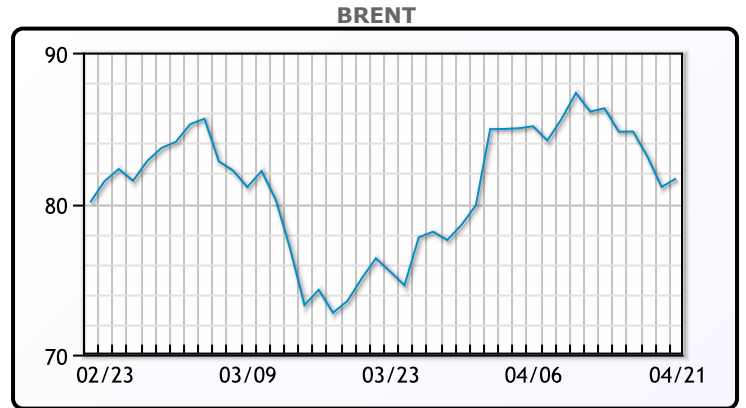
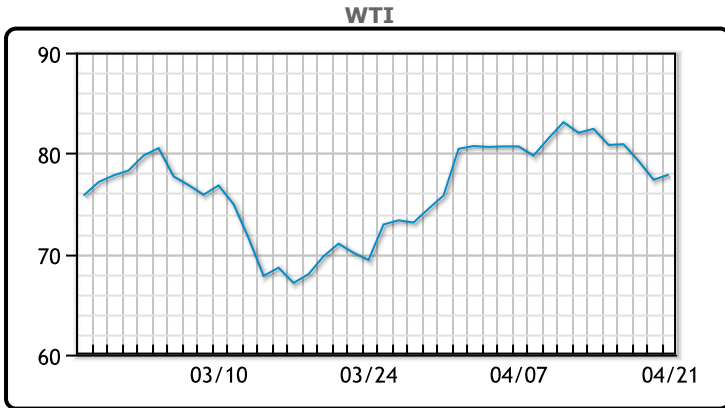
Major Energy Futures		
	Settle	Change
Brent	81.66	0.56
Gas Oil	724	-25.75
Natural Gas	2.233	0.027
RBOB	260.16	-5.91
ULSD	248.86	-6.28
WTI	77.87	0.5

Market Commentary

Oil prices closed higher today on strong economic data in the euro zone and Britain. The euro zone economic recovery has unexpectedly gathered pace this month as the bloc's dominant services industry saw already-buoyant demand rise, more than offsetting a deepening downturn in manufacturing, surveys showed. However, futures fell week over week as potential interest rate hikes and demand uncertainty were center stage.

U.S. West Texas Intermediate crude (WTI) rose 50 cents per barrel on Friday closing at \$77.87 per barrel. Brent futures settled up 56 cents per barrel closing at \$81.66 per barrel. Brent posted a weekly loss of 5.4%, while WTI fell 5.6 week over week. Natural gas was up week over week closing at \$2.233 per MMBTU on Friday.

Crude & Product Markets

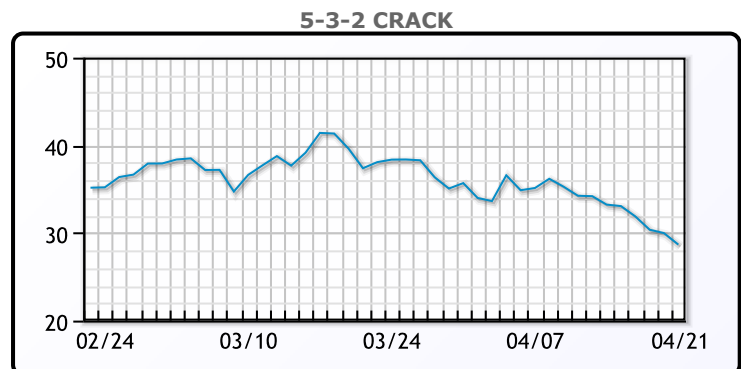
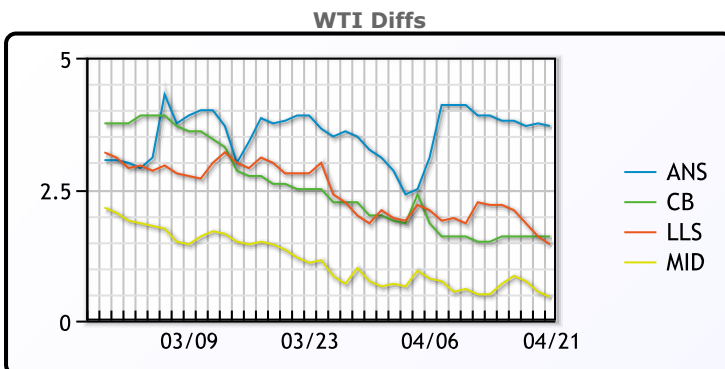


CRUDE

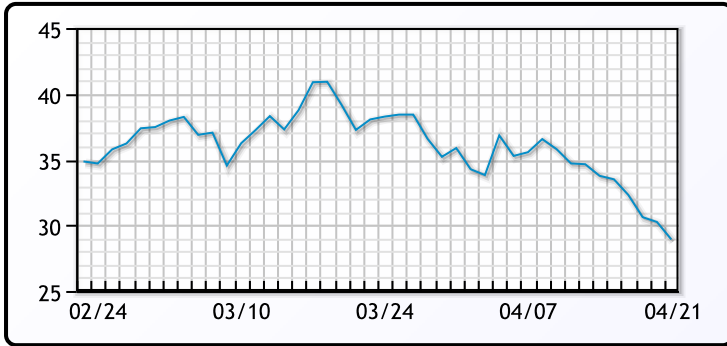
	Last	Week Ago	Month Ago
ANS	81.57	86.42	73.23
BLS	79.47	84.02	71.83
LLS	79.32	84.72	72.13
Mid	78.32	83.02	70.43
WTI	77.87	82.52	69.33

PRODUCTS

	Last	Week Ago	Month Ago
Gulf RBOB	251.16	279.84	250.64
Gulf ULSD	241.985	257.045	262.02
NYH RBOB	260.91	260.34	232.14
NYH ULSD	248.485	264.92	269.52
USGC 3%	65.625	68.375	54.125



3-2-1 Crack



Gulf 3-2-1 Crack



NGLs

MB

	Last	Week Ago	Month Ago
Butane	91	93.8	76.8
IsoButane	102.5	100.8	100.5
Natural Gasoline	157.6	164.8	150
Propane	80.3	83.5	73.8

CONWAY

	Last	Week Ago	Month Ago
Butane	92	94.5	83.5
IsoButane	100	103.3	109.5
Natural Gasoline	161	161.5	152
Propane	79.5	82.3	70

MB NON

	Last	Week Ago	Month Ago
Butane	96	98.8	88.8
IsoButane	102.5	100.8	100.5
Natural Gasoline	155.6	162.8	147
Propane	80.5	83.6	73.3

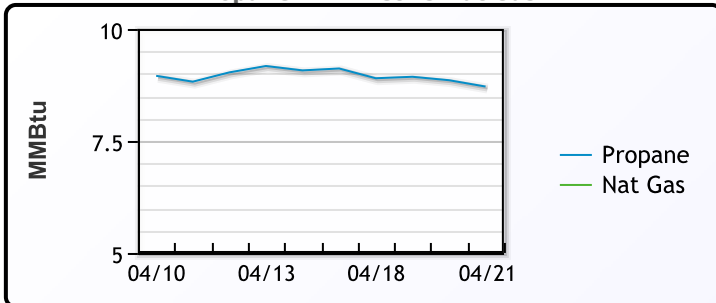
EDMONTON

	Last	Week Ago	Month Ago
Propane	61.3	65.3	51

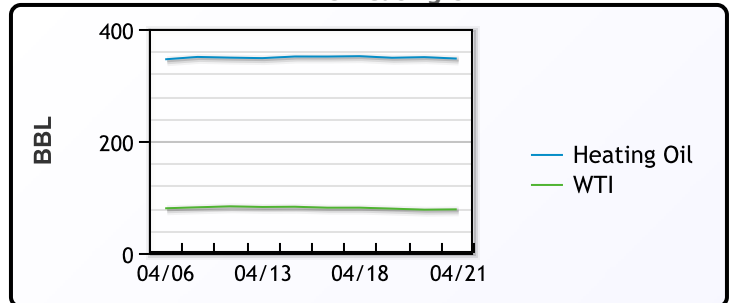
SARNIA

	Last	Week Ago	Month Ago
Propane	96.3	99.8	88.5

Propane MT.B Tet vs Nat Gas



WTI vs Heating Oil



FX

	Last	Change
CAD	1.3537	0.006
DXY	101.822	-0.018
Gold	1983.06	-21.74

RATES

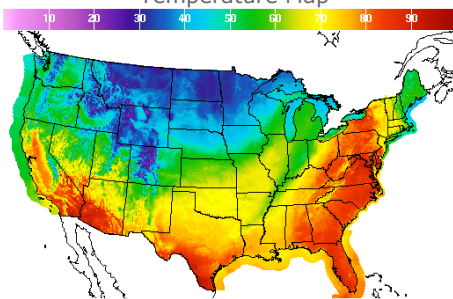
	Last	Change
US 2yr	4.1816	0.0393
US 10yr	3.5718	0.04
CAN 10yr	2.936	-0.038

EQUITIES

	Last	Change
Nasdaq	12072.46	12.9
TSX	1248.993	4.14
S&P 500	4133.52	3.73

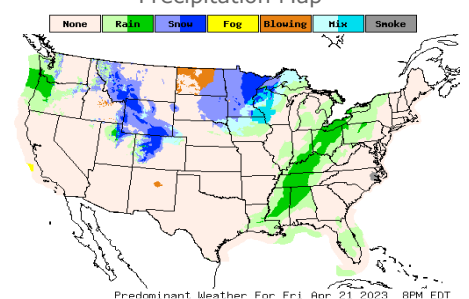
Weather Data

Temperature Map



City	HIGH °F	LOW °F
Calgary	34	25
Conway	35	27
Cushing	67	47
Denver	52	35
Houston	76	68
Mont Belvieu	77	67
Sarnia	55	46
Williston	34	25

Precipitation Map



This report has been prepared by PFL Petroleum Limited personnel for your information only and the views expressed are intended to provide market commentary and are not recommendations. This report is not an offer to sell or a solicitation of any offer to buy any security. The information contained herein has been compiled by PFL from sources believed to be reliable, but no representation or warranty, express or implied, is made by PFL Petroleum Limited, its affiliates or any other person as to its accuracy, completeness or correctness. Copyright 2017 PFL Petroleum Limited. All Rights Reserved