



MARKET DAILY

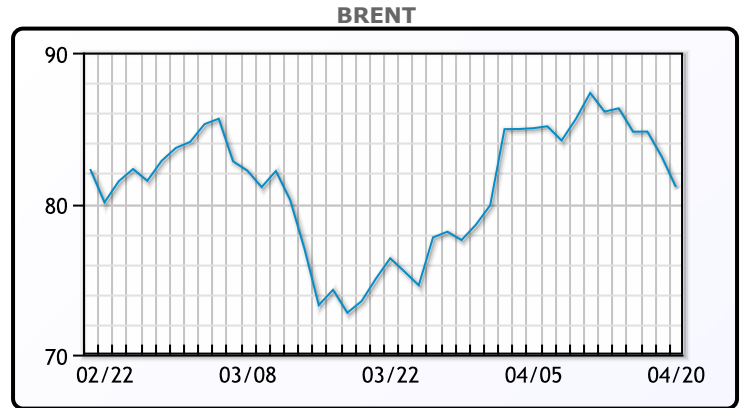
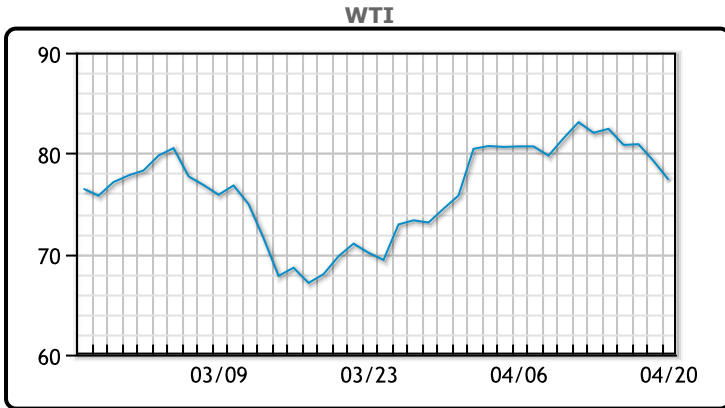
<https://www.pflpetroleum.com>
 1865 Veterans Park Dr. Suite 303
 Naples, Florida 34109
 Phone: 239-390-2885
 Fax: 239-949-0611
 Apr 20, 2023 6:43 PM

Major Energy Futures		
	Settle	Change
Brent	81.1	-2.02
Gas Oil	718.75	-14.5
Natural Gas	2.249	0.027
RBOB	258.64	-5.91
ULSD	249.49	-6.28
WTI	77.37	-1.87

Market Commentary

Oil prices slumped today to their lowest level since late March, dragged down by fears of a possible recession. Gasoline inventories jumped last week by 1.3MM/bbls unexpectedly. Implied gasoline demand is also down 3.9% from this time last year. "Although yesterday's EIA crude stock draw of more than 4.5 million barrels looked supportive, all of the reduction was related to a spike in crude export activity that could easily be reversed in next week's EIA," said Jim Ritterbusch of consultancy Ritterbusch and Associates. WTI traded down \$1.87 or -2.4% to close at \$77.29. Brent traded down \$2.02 or -2.4% to close at \$81.10.

Crude & Product Markets

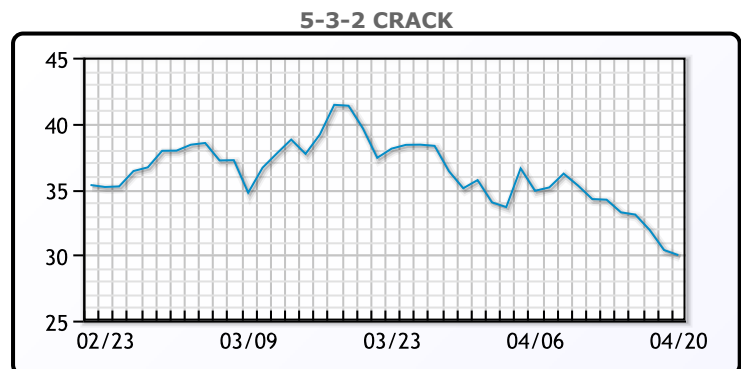
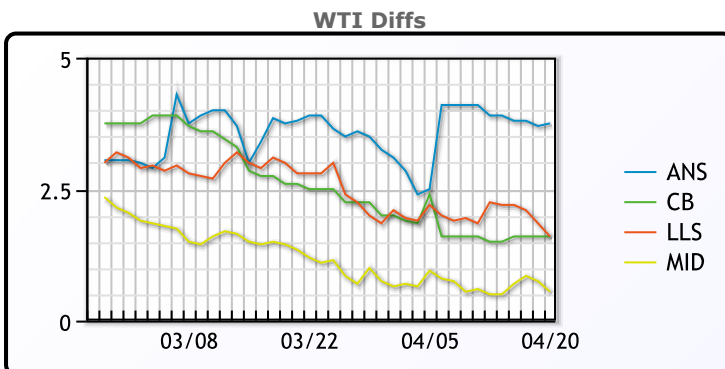


CRUDE

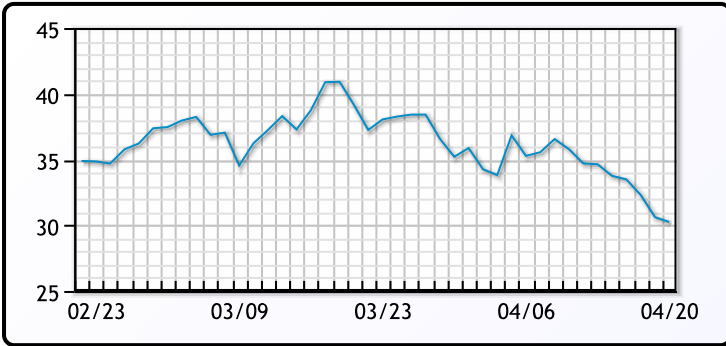
	Last	Week Ago	Month Ago
ANS	81.04	86.06	71.54
BLS	78.89	83.66	70.14
LLS	78.89	84.41	70.44
Mid	77.84	82.66	68.84
WTI	77.29	82.16	67.64

PRODUCTS

	Last	Week Ago	Month Ago
Gulf RBOB	249.89	277.67	253.85
Gulf ULSD	242.24	260.03	260.96
NYH RBOB	259.39	257.67	232.1
NYH ULSD	249.24	268.78	269.21
USGC 3%	64.875	68.125	52.625



3-2-1 Crack



Gulf 3-2-1 Crack



NGLs

MB

	Last	Week Ago	Month Ago
Butane	90.75	93.75	84.25
IsoButane	102.75	105.25	102.25
Natural Gasoline	156	164	146.5
Propane	80	83.375	72.25

CONWAY

	Last	Week Ago	Month Ago
Butane	91	95	84
IsoButane	101.5	104	109
Natural Gasoline	159	163	148
Propane	79	82.25	68.5

MB NON

	Last	Week Ago	Month Ago
Butane	95.75	98.75	87.25
IsoButane	102.75	105.25	102.25
Natural Gasoline	153.25	162	144.5
Propane	80	83.4	72

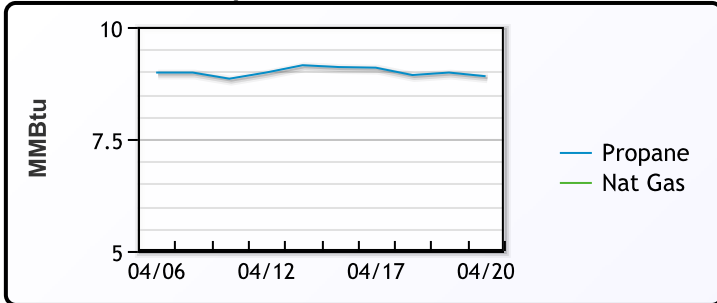
EDMONTON

	Last	Week Ago	Month Ago
Propane	60.8	65.8	49.3

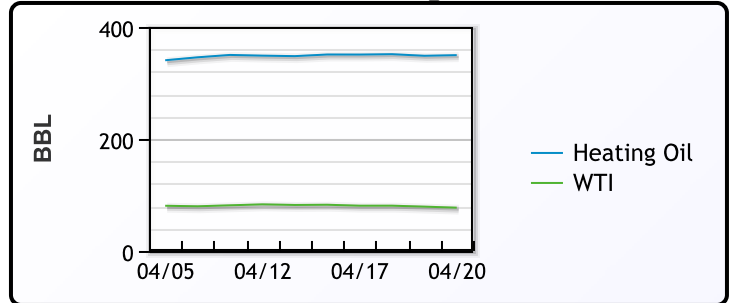
SARNIA

	Last	Week Ago	Month Ago
Propane	98.8	100.5	88.5

Propane MT.B Tet vs Nat Gas



WTI vs Heating Oil



FX

	Last	Change
CAD	1.3478	0.0001
DXY	101.84	-0.128
Gold	2004.72	-0.08

RATES

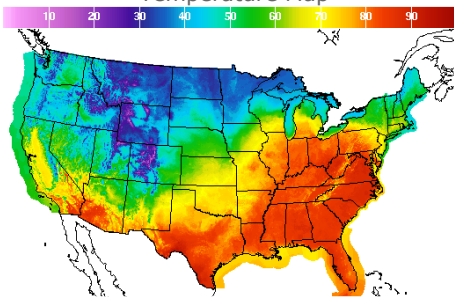
	Last	Change
US 2yr	4.1423	-0.1014
US 10yr	3.5318	-0.059
CAN 10yr	2.974	-0.088

EQUITIES

	Last	Change
Nasdaq	12059.56	-97.67
TSX	1244.853	-1.904
S&P 500	4129.79	-24.73

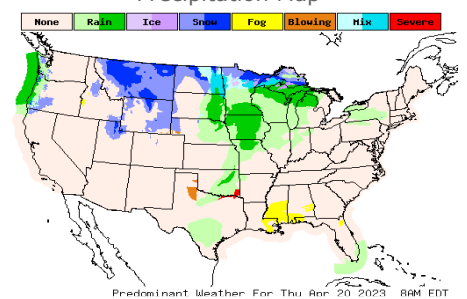
Weather Data

Temperature Map



City	HIGH °F	LOW °F
Calgary	38	27
Conway	35	29
Cushing	73	54
Denver	46	33
Houston	80	69
Mont Belvieu	77	69
Sarnia	62	39
Williston	34	26

Precipitation Map



This report has been prepared by PFL Petroleum Limited personnel for your information only and the views expressed are intended to provide market commentary and are not recommendations. This report is not an offer to sell or a solicitation of any offer to buy any security. The information contained herein has been compiled by PFL from sources believed to be reliable, but no representation or warranty, express or implied, is made by PFL Petroleum Limited, its affiliates or any other person as to its accuracy, completeness or correctness. Copyright 2017 PFL Petroleum Limited. All Rights Reserved