



# MARKET DAILY

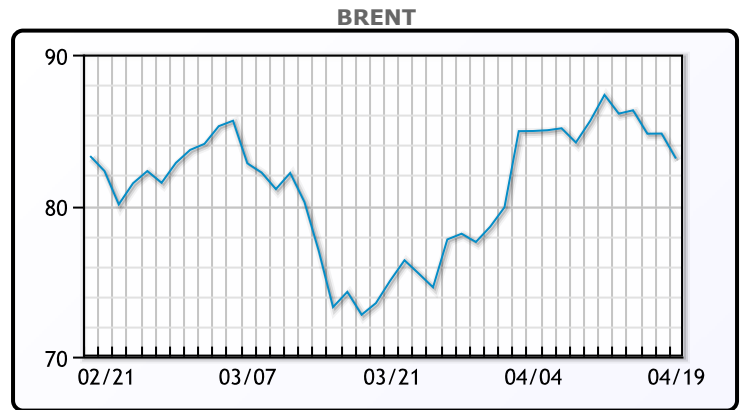
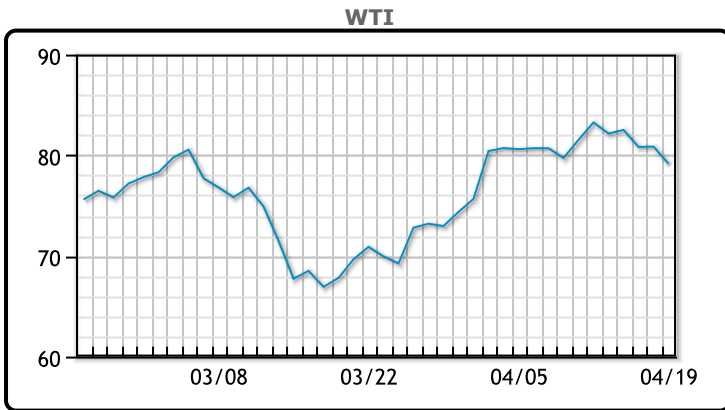
<https://www.pflpetroleum.com>  
 1865 Veterans Park Dr. Suite 303  
 Naples, Florida 34109  
 Phone: 239-390-2885  
 Fax: 239-949-0611  
 Apr 19, 2023 7:27 PM

Major Energy Futures		
	Settle	Change
Brent	83.12	-1.65
Gas Oil	744.5	1.75
Natural Gas	2.222	-0.144
RBOB	264.55	-10.54
ULSD	255.77	-4.22
WTI	79.16	-1.7

**Market Commentary**

On the back of a rising U.S. dollar and the fear of another U.S. rate increase oil declined today despite a draw in crude oil inventories. U.S. West Texas Intermediate crude (WTI) for May delivery fell \$1.70 per barrel, or 2.1% to settle at \$79.16 per barrel, while the June WTI contract, which becomes the U.S. front-month at the end of trading on Thursday, also lost 2.1% to settle at \$79.24 per barrel. Brent futures for June delivery fell US\$1.65 per barrel, or 2.0%, to settle at US\$83.12 per barrel. According to the EIA commercial crude inventories fell by 4.6 million barrels in the week ending April 7 to 466 million barrels - crude stocks at Cushing fell by 1.1 million barrels. Refinery runs rose by 259,000 barrels per day, and refinery utilization rates rose by 1.7% to 91% per cent of total capacity. Bottom line is despite lower inventories the market at least for today is worried that rising interest rates will lead to further demand destruction.

## Crude & Product Markets

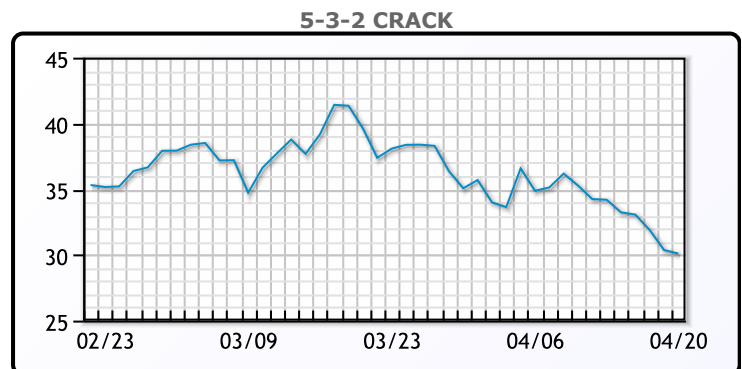
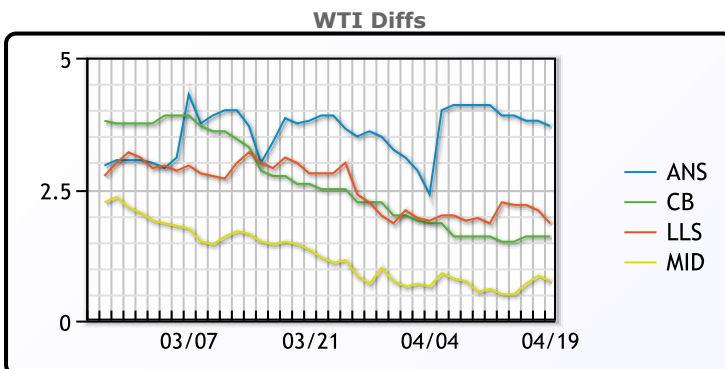


**CRUDE**

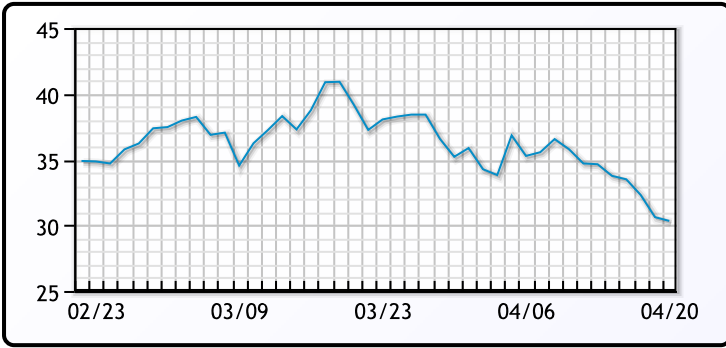
	Last	Week Ago	Month Ago
ANS	82.86	87.36	70.54
BLS	80.76	84.86	69.34
LLS	81.01	85.11	69.54
Mid	79.91	83.86	68.09
WTI	79.16	83.26	66.74

**PRODUCTS**

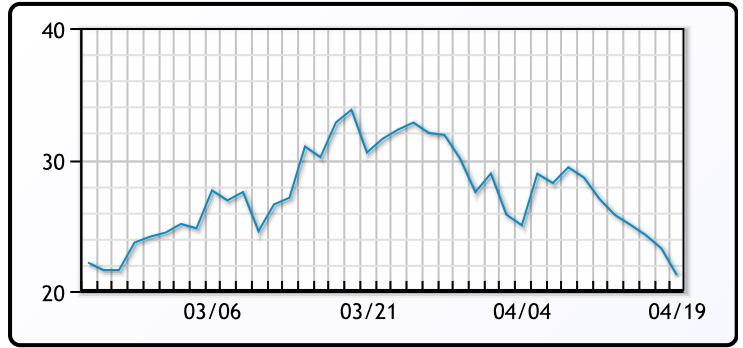
	Last	Week Ago	Month Ago
Gulf RBOB	255.18	283.02	252.65
Gulf ULSD	248.52	264.31	261
NYH RBOB	266.3	261.77	228.65
NYH ULSD	255.895	272.81	269.37
USGC 3%	66.12	68.625	51.88



3-2-1 Crack



Gulf 3-2-1 Crack



NGLs

MB

	Last	Week Ago	Month Ago
Butane	91.4	90.3	80.8
IsoButane	103.3	105.4	96.5
Natural Gasoline	157.1	166.5	144.5
Propane	81.1	84	72.5

CONWAY

	Last	Week Ago	Month Ago
Butane	92	97.3	84.8
IsoButane	101.5	108	110
Natural Gasoline	158	164	145
Propane	80.3	82.8	68.8

MB NON

	Last	Week Ago	Month Ago
Butane	96.4	100.3	88
IsoButane	103.3	105.4	96.5
Natural Gasoline	155.1	164.5	143
Propane	81.5	84	72.3

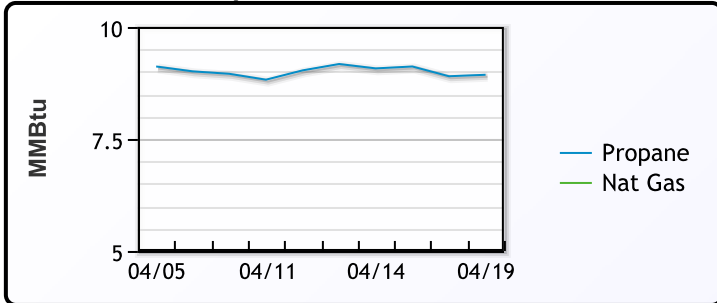
EDMONTON

	Last	Week Ago	Month Ago
Propane	61.8	65	49.8

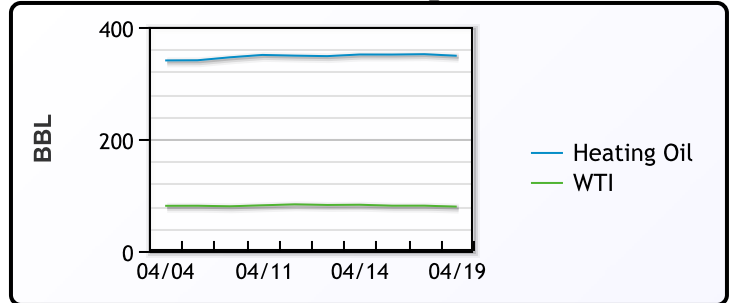
SARNIA

	Last	Week Ago	Month Ago
Propane	99.8	97	87.8

Propane MT.B Tet vs Nat Gas



WTI vs Heating Oil



FX

	Last	Change
CAD	1.347	0.001
DXY	101.968	0.223
Gold	1993.53	-1.4

RATES

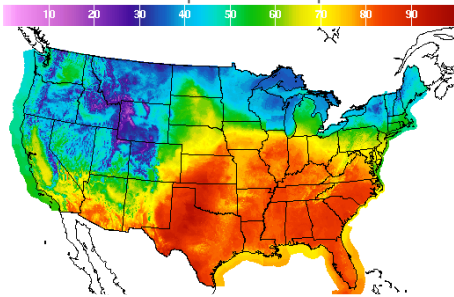
	Last	Change
US 2yr	4.2437	0.047
US 10yr	3.5908	0.0152
CAN 10yr	3.062	0.001

EQUITIES

	Last	Change
Nasdaq	12157.23	3.82
TSX	1246.757	0.318
S&P 500	4154.52	-0.35

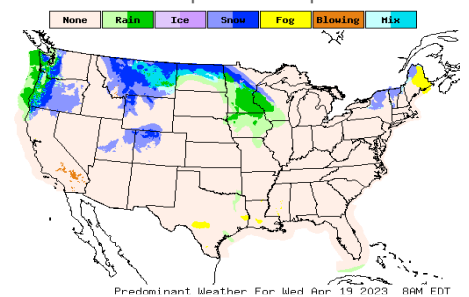
Weather Data

Temperature Map



City	HIGH °F	LOW °F
Calgary	42	31
Conway	38	32
Cushing	80	63
Denver	62	36
Houston	83	67
Mont Belvieu	79	66
Sarnia	45	30
Williston	39	31

Precipitation Map



This report has been prepared by PFL Petroleum Limited personnel for your information only and the views expressed are intended to provide market commentary and are not recommendations. This report is not an offer to sell or a solicitation of any offer to buy any security. The information contained herein has been compiled by PFL from sources believed to be reliable, but no representation or warranty, express or implied, is made by PFL Petroleum Limited, its affiliates or any other person as to its accuracy, completeness or correctness. Copyright 2017 PFL Petroleum Limited. All Rights Reserved