



MARKET DAILY

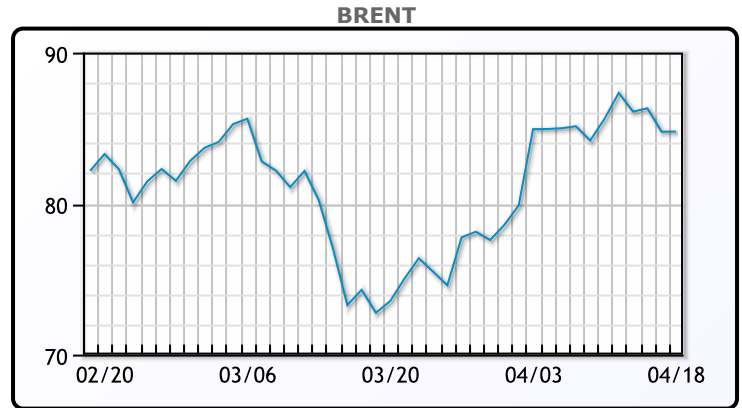
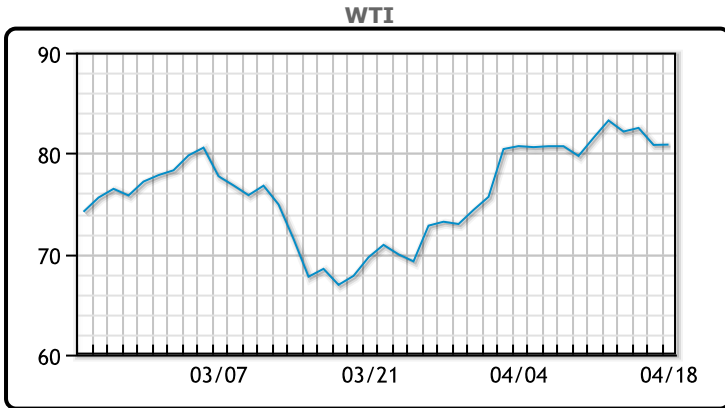
<https://www.pflpetroleum.com>
 1865 Veterans Park Dr. Suite 303
 Naples, Florida 34109
 Phone: 239-390-2885
 Fax: 239-949-0611
 Apr 18, 2023 8:26 PM

Major Energy Futures		
	Settle	Change
Brent	84.77	0.01
Gas Oil	759	1.75
Natural Gas	2.366	0.091
RBOB	275.09	-2.31
ULSD	259.99	-1.48
WTI	80.86	0.03

Market Commentary

Oil prices were mostly flat for the day as bullish economic data from China was offset by interest rate hike fears. Chinas economy grew at a faster than expected 4.5% in the first quarter while refinery throughput rose to record levels. "The big picture with China's growth still suggests a market that is under supplied," said Phil Flynn, an analyst at Price Futures Group. But the prospect of another U.S. interest rate hike remained a drag on sentiment. Traders expect the Federal Reserve to raise rates by 25 basis points at its May meeting. The dollar also eased today after upbeat data from China. WTI traded up \$.03 or .04% to close at \$80.86. Brent traded up \$.01 or .01% to close at \$85.25.

Crude & Product Markets

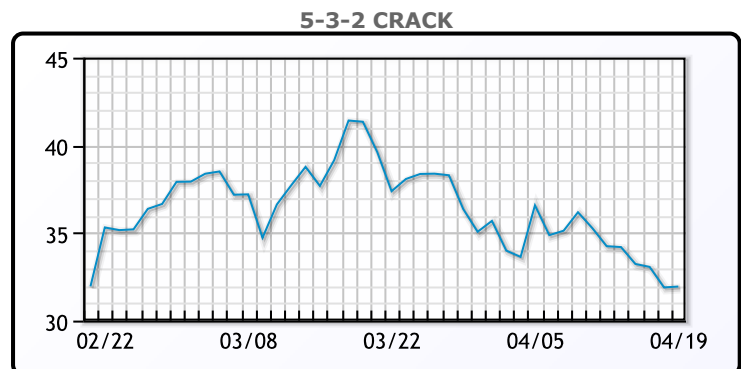
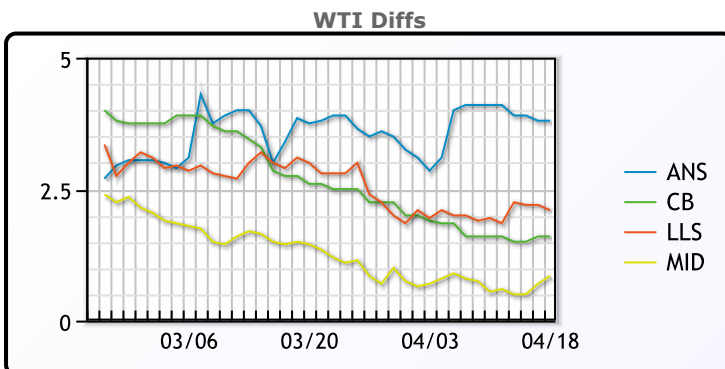


CRUDE

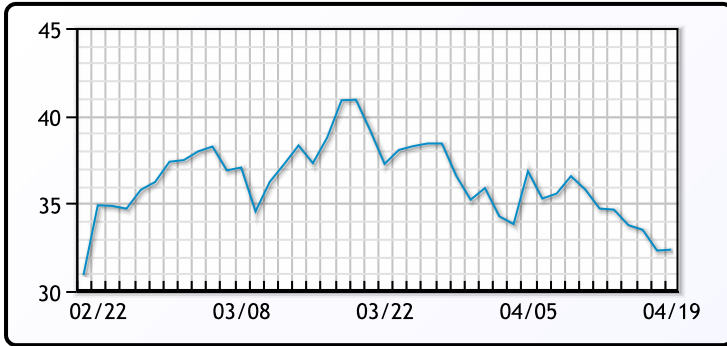
	Last	Week Ago	Month Ago
ANS	84.66	85.63	70.54
BLS	82.46	83.13	69.34
LLS	82.96	83.48	69.54
Mid	81.71	82.08	68.09
WTI	80.86	81.53	66.74

PRODUCTS

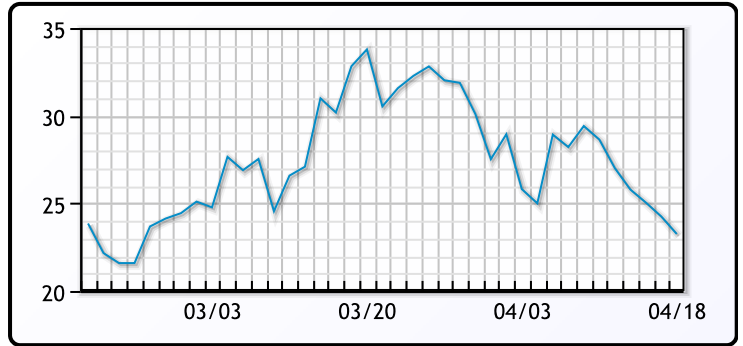
	Last	Week Ago	Month Ago
Gulf RBOB	268.59	283.77	252.65
Gulf ULSD	253.115	261.32	260.995
NYH RBOB	277.59	261.52	228.65
NYH ULSD	260.365	269.82	269.37
USGC 3%	67.62	67.625	51.88



3-2-1 Crack



Gulf 3-2-1 Crack



NGLs

MB

	Last	Week Ago	Month Ago
Butane	93	93.8	80.8
IsoButane	104.5	103.3	96.5
Natural Gasoline	160.3	164.3	144.5
Propane	81.8	82.7	72.5

CONWAY

	Last	Week Ago	Month Ago
Butane	93.5	94	84.8
IsoButane	102	106.8	110
Natural Gasoline	158	159	145
Propane	80.8	81	68.8

MB NON

	Last	Week Ago	Month Ago
Butane	98	98.8	88
IsoButane	104.5	103.3	96.5
Natural Gasoline	158.3	162.3	143
Propane	82	82.8	72.3

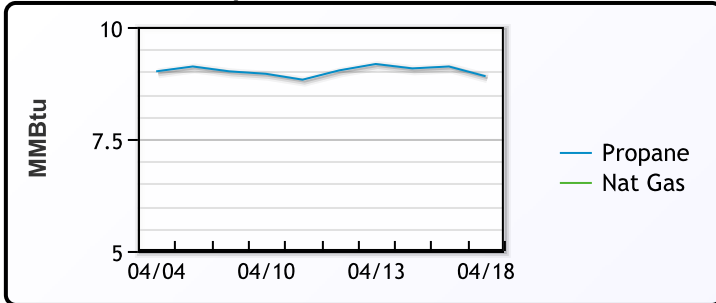
EDMONTON

	Last	Week Ago	Month Ago
Propane	62.8	63.3	49.8

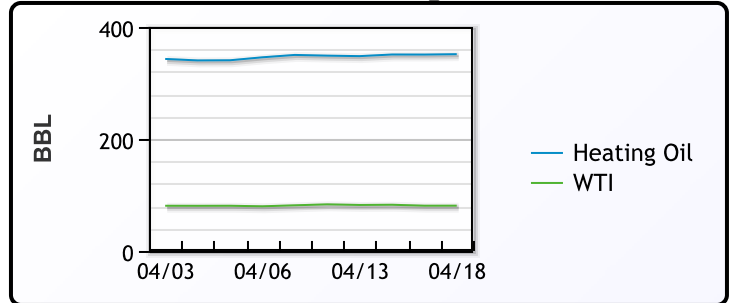
SARNIA

	Last	Week Ago	Month Ago
Propane	99.8	99.5	87.8

Propane MT.B Tet vs Nat Gas



WTI vs Heating Oil



FX

	Last	Change
CAD	1.3391	0.0001
DXY	101.724	-0.021
Gold	2005.8	0.35

RATES

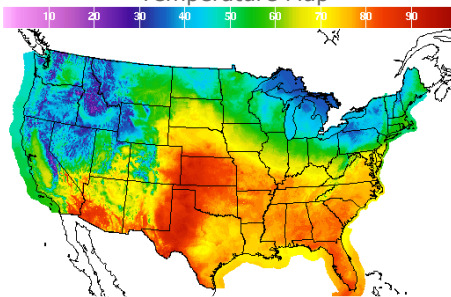
	Last	Change
US 2yr	4.2052	0.0085
US 10yr	3.5832	0.0076
CAN 10yr	3.061	-0.037

EQUITIES

	Last	Change
Nasdaq	12153.41	-4.31
TSX	1246.439	1.913
S&P 500	4154.87	3.55

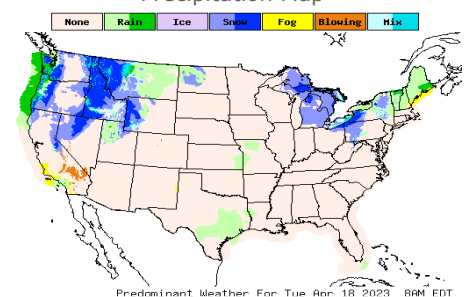
Weather Data

Temperature Map



City	HIGH °F	LOW °F
Calgary	49	30
Conway	46	30
Cushing	78	57
Denver	73	52
Houston	81	64
Mont Belvieu	77	61
Sarnia	40	31
Williston	49	37

Precipitation Map



This report has been prepared by PFL Petroleum Limited personnel for your information only and the views expressed are intended to provide market commentary and are not recommendations. This report is not an offer to sell or a solicitation of any offer to buy any security. The information contained herein has been compiled by PFL from sources believed to be reliable, but no representation or warranty, express or implied, is made by PFL Petroleum Limited, its affiliates or any other person as to its accuracy, completeness or correctness. Copyright 2017 PFL Petroleum Limited. All Rights Reserved