



MARKET DAILY

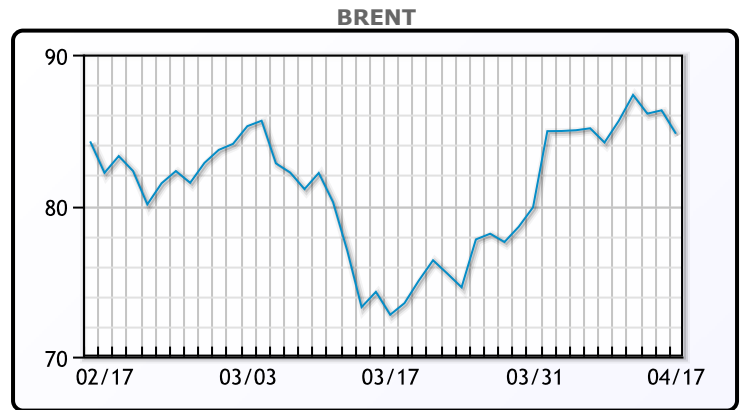
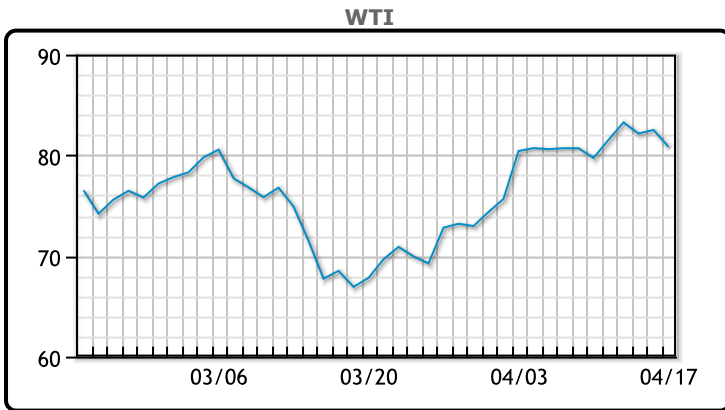
<https://www.pflpetroleum.com>
 1865 Veterans Park Dr. Suite 303
 Naples, Florida 34109
 Phone: 239-390-2885
 Fax: 239-949-0611
 Apr 17, 2023 7:26 PM

Major Energy Futures		
	Settle	Change
Brent	84.76	1.55
Gas Oil	757.25	-10.25
Natural Gas	2.275	0.161
RBOB	277.4	-6.19
ULSD	261.47	-2.45
WTI	80.83	1.69

Market Commentary

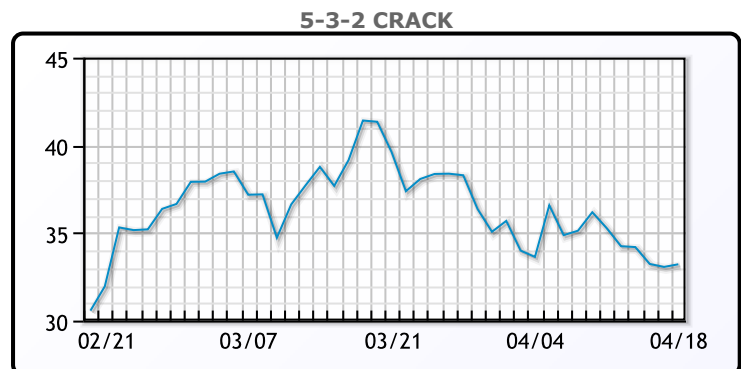
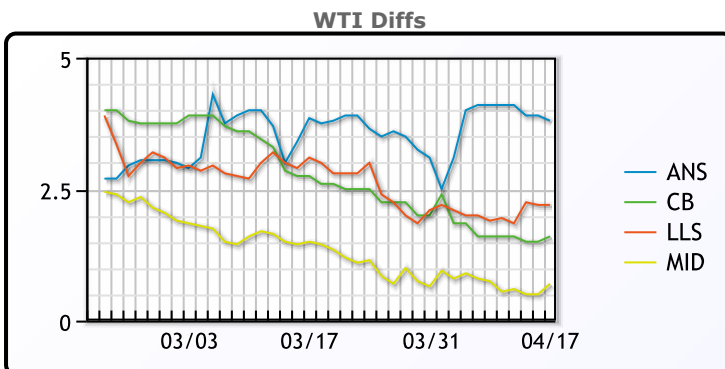
Oil prices were lower today on a stronger dollar and possible interest rate hikes next month. "The dollar is a little bit stronger, and that seems to be putting a little bit of pressure on oil here," Price Futures Group analyst Phil Flynn said. Traders are betting the Fed will raise its lending rate in May by another quarter of a percentage point and have pushed out to late this year expectations of a rate cut, as typically occurs in a slowdown. U.S. shale crude oil production in the seven biggest shale basins is expected to rise in May by 49,000 bpd to 9.33 million bpd, the highest on record, data from the Energy Information Administration showed on Monday. WTI traded up \$1.69 or 2.1% to close at \$80.83. Brent traded up \$1.55 or 1.8% to close at \$84.76.

Crude & Product Markets

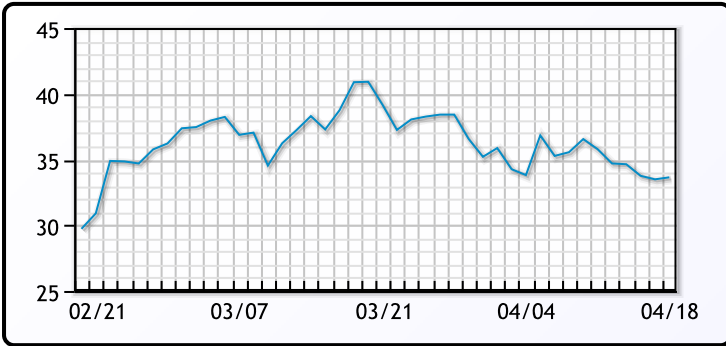


CRUDE			
	Last	Week Ago	Month Ago
ANS	84.63	83.84	70.54
BLS	82.43	81.34	69.34
LLS	83.03	81.64	69.54
Mid	81.53	80.49	68.09
WTI	80.83	79.74	66.74

PRODUCTS			
	Last	Week Ago	Month Ago
Gulf RBOB	271.65	276.29	252.65
Gulf ULSD	255.09	263.89	261
NYH RBOB	279.15	255.79	228.65
NYH ULSD	261.72	271.64	269.37
USGC 3%	67.88	66.125	51.88



3-2-1 Crack



Gulf 3-2-1 Crack



NGLs

MB

	Last	Week Ago	Month Ago
Butane	91.8	92.3	80.8
IsoButane	98.3	104.6	96.5
Natural Gasoline	161	160.8	144.5
Propane	81.5	80.8	72.5

CONWAY

	Last	Week Ago	Month Ago
Butane	94.5	93.1	84.8
IsoButane	97.3	106.5	110
Natural Gasoline	158.8	157	145
Propane	80.8	79.8	68.8

MB NON

	Last	Week Ago	Month Ago
Butane	96.8	97.3	88
IsoButane	98.3	104.6	96.5
Natural Gasoline	159	158.8	143
Propane	81.5	81	72.3

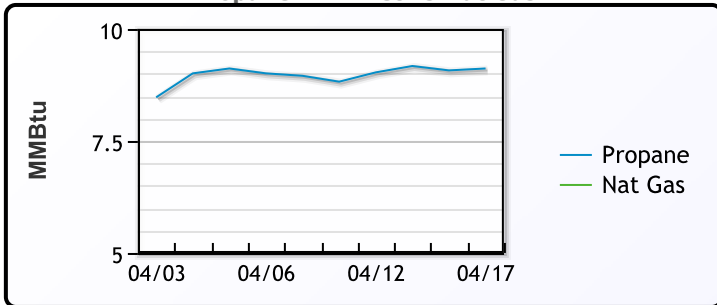
EDMONTON

	Last	Week Ago	Month Ago
Propane	64	61.8	49.8

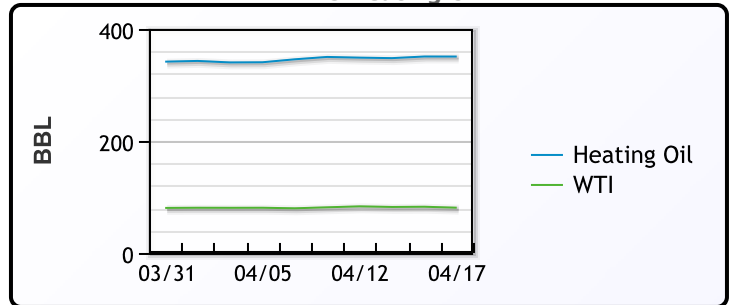
SARNIA

	Last	Week Ago	Month Ago
Propane	99.8	99.5	87.8

Propane MT.B Tet vs Nat Gas



WTI vs Heating Oil



FX

	Last	Change
CAD	1.3396	0.0002
DXY	102.103	0.551
Gold	1994.39	-0.8

RATES

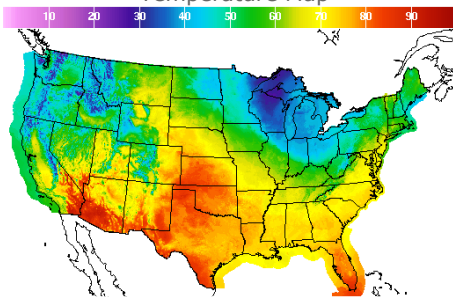
	Last	Change
US 2yr	4.1942	0.0953
US 10yr	3.6004	0.0876
CAN 10yr	3.098	0.062

EQUITIES

	Last	Change
Nasdaq	12157.72	34.25
TSX	1244.526	4.933
S&P 500	4151.32	13.68

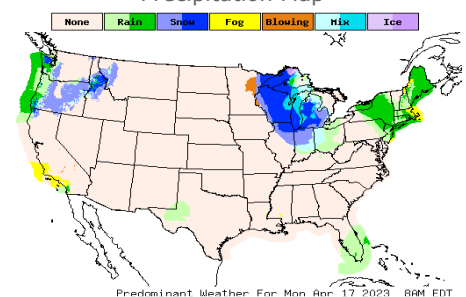
Weather Data

Temperature Map



City	HIGH °F	LOW °F
Calgary	47	35
Conway	43	29
Cushing	78	45
Denver	70	46
Houston	76	58
Mont Belvieu	72	54
Sarnia	44	36
Williston	62	38

Precipitation Map



This report has been prepared by PFL Petroleum Limited personnel for your information only and the views expressed are intended to provide market commentary and are not recommendations. This report is not an offer to sell or a solicitation of any offer to buy any security. The information contained herein has been compiled by PFL from sources believed to be reliable, but no representation or warranty, express or implied, is made by PFL Petroleum Limited, its affiliates or any other person as to its accuracy, completeness or correctness. Copyright 2017 PFL Petroleum Limited. All Rights Reserved