



# MARKET DAILY

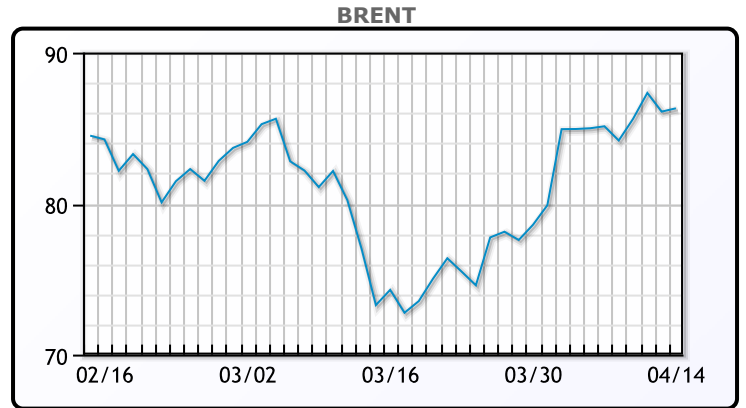
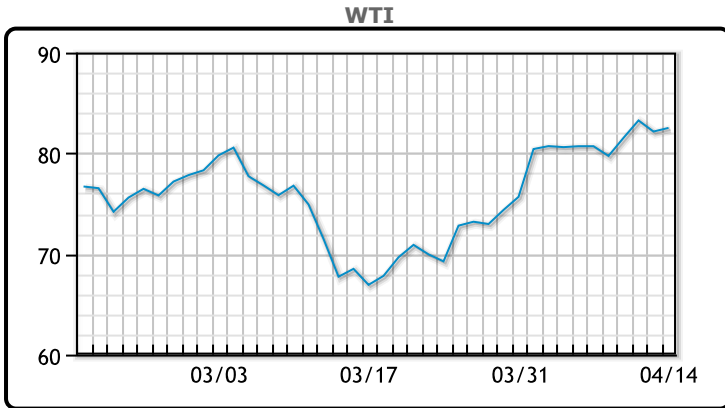
<https://www.pflpetroleum.com>  
 1865 Veterans Park Dr. Suite 303  
 Naples, Florida 34109  
 Phone: 239-390-2885  
 Fax: 239-949-0611  
 Apr 14, 2023 8:04 PM

Major Energy Futures		
	Settle	Change
Brent	86.31	0.22
Gas Oil	772	-0.25
Natural Gas	2.114	-0.086
RBOB	283.59	-4.1
ULSD	263.92	-3.03
WTI	82.52	0.36

**Market Commentary**

Oil prices rose today, notching another week of week over week gains for the fourth straight week in a row. Brent closed up 1.5% for the week and WTI was up 2.4% for the week. The US's energy watchdog, the IEA has warned deep output cuts could exacerbate an oil supply deficit and hurt consumers. "Consumers confronted by inflated prices for basic necessities will now have to spread their budgets even more thinly," it said in its monthly oil report. "This augurs badly for the economic recovery and growth." The narrative in oil markets at the moment is one of under supply, and that has supported prices over the last few days and weeks. The greenback did edge up slightly today, which could be a limiting factor for oil prices in the future. WTI traded up \$.36 or .4% to close at \$82.52. Brent traded up \$.22 or .3% to close at \$86.31.

## Crude & Product Markets

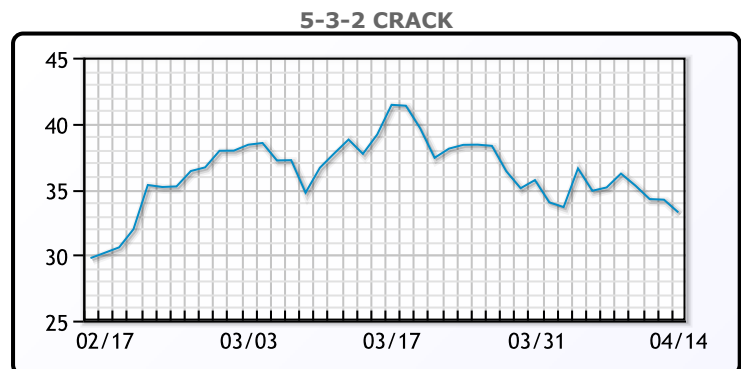
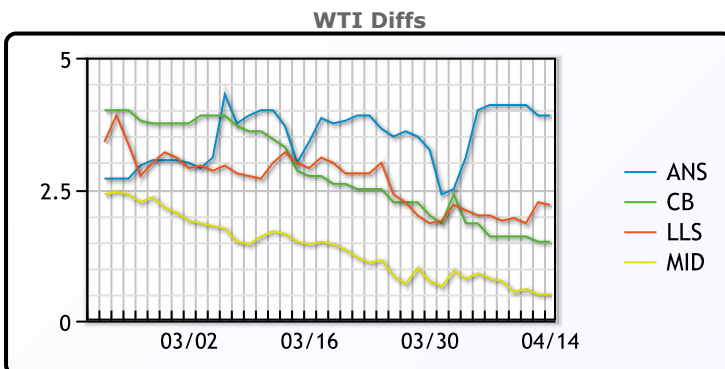


**CRUDE**

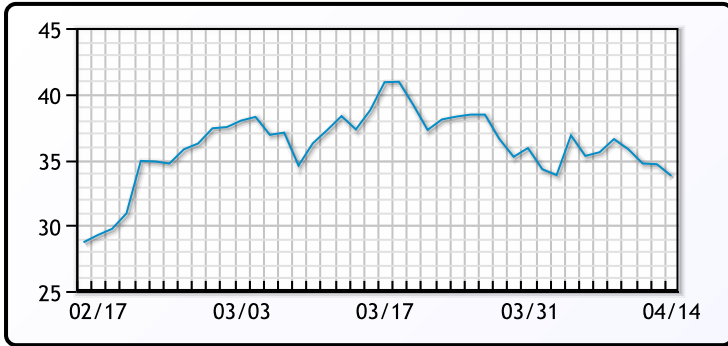
	Last	Week Ago	Month Ago
ANS	86.42	84.8	74.73
BLS	84.02	82.3	74.08
LLS	84.72	82.7	74.23
Mid	83.02	81.5	72.78
WTI	82.52	80.7	71.33

**PRODUCTS**

	Last	Week Ago	Month Ago
Gulf RBOB	279.84	277.58	252.8
Gulf ULSD	257.05	261.8	270.44
NYH RBOB	260.34	258.08	232.43
NYH ULSD	264.92	269.55	274.44
USGC 3%	68.38	66.625	55.88



**3-2-1 Crack**



**Gulf 3-2-1 Crack**



**NGLs**

**MB**

	Last	Week Ago	Month Ago
Butane	93.8	95.3	87.6
IsoButane	100.8	98.3	102.9
Natural Gasoline	164.8	162.5	152
Propane	83.5	82	76.8

**CONWAY**

	Last	Week Ago	Month Ago
Butane	94.5	91	91
IsoButane	103.3	102	124.5
Natural Gasoline	161.5	158.5	151
Propane	82.3	80.3	71.5

**MB NON**

	Last	Week Ago	Month Ago
Butane	98.8	98	94.9
IsoButane	100.8	107.5	102.9
Natural Gasoline	162.8	160.5	149.5
Propane	83.6	82.3	76.5

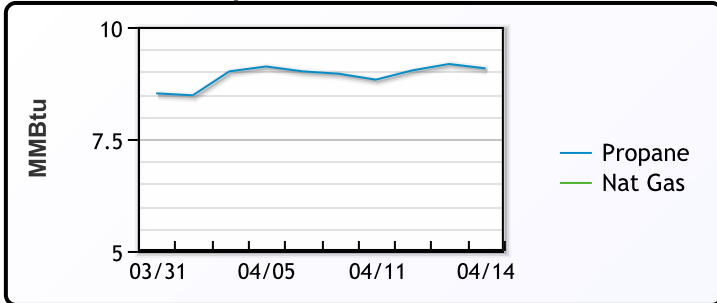
**EDMONTON**

	Last	Week Ago	Month Ago
Propane	65.3	61	49.5

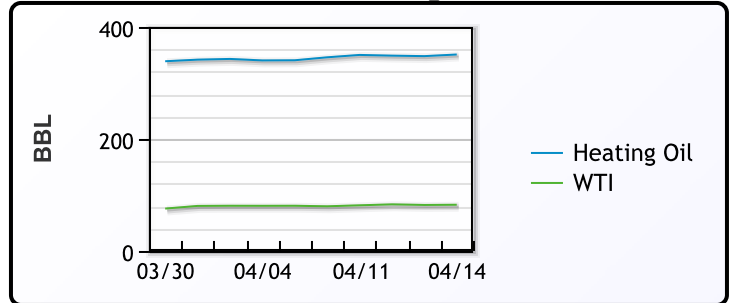
**SARNIA**

	Last	Week Ago	Month Ago
Propane	99.8	99.5	97.5

**Propane MT.B Tet vs Nat Gas**



**WTI vs Heating Oil**



**FX**

	Last	Change
CAD	1.3374	0.0037
DXY	101.552	0.541
Gold	2004.17	-36.05

**RATES**

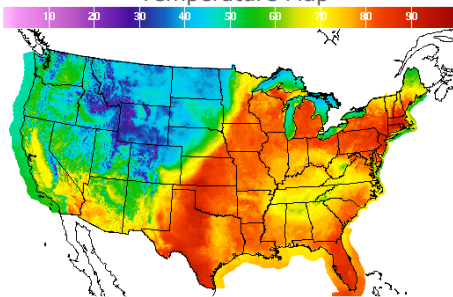
	Last	Change
US 2yr	4.0989	0.1306
US 10yr	3.5128	0.0679
CAN 10yr	3.036	0.069

**EQUITIES**

	Last	Change
Nasdaq	12123.47	-42.8
TSX	1239.593	2.045
S&P 500	4137.64	-8.58

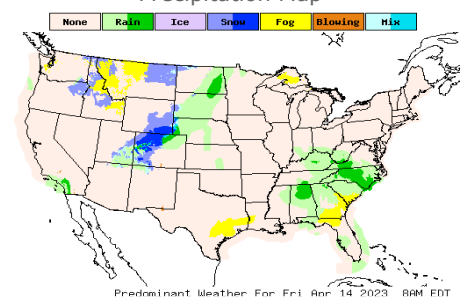
**Weather Data**

**Temperature Map**



City	HIGH °F	LOW °F
Calgary	43	30
Conway	39	35
Cushing	79	58
Denver	60	36
Houston	80	63
Mont Belvieu	76	62
Sarnia	73	56
Williston	42	33

**Precipitation Map**



This report has been prepared by PFL Petroleum Limited personnel for your information only and the views expressed are intended to provide market commentary and are not recommendations. This report is not an offer to sell or a solicitation of any offer to buy any security. The information contained herein has been compiled by PFL from sources believed to be reliable, but no representation or warranty, express or implied, is made by PFL Petroleum Limited, its affiliates or any other person as to its accuracy, completeness or correctness. Copyright 2017 PFL Petroleum Limited. All Rights Reserved