



MARKET DAILY

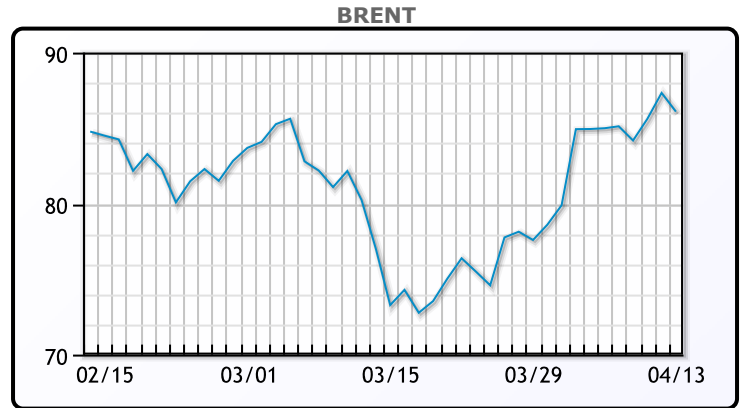
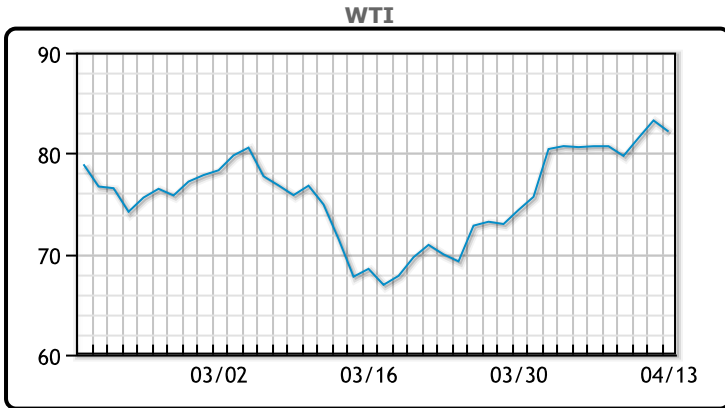
<https://www.pflpetroleum.com>
 1865 Veterans Park Dr. Suite 303
 Naples, Florida 34109
 Phone: 239-390-2885
 Fax: 239-949-0611
 Apr 13, 2023 9:32 PM

Major Energy Futures		
	Settle	Change
Brent	86.09	-1.24
Gas Oil	782.25	-0.25
Natural Gas	2.007	-0.086
RBOB	283.17	-4.1
ULSD	267.28	-3.03
WTI	82.16	-1.1

Market Commentary

Oil prices were lower today as an OPEC report stoked summer demand worries and led traders to take profits. OPEC flagged downside risks to summer oil demand highlighting rising inventories and challenges to global growth. This report shed some light on the reasons behind the surprise production cuts starting this month. Despite the report, OPEC kept its forecast for global oil demand growth for 2023 unchanged. "Generally I would say we saw builds in oil inventories this week in those countries which publish stocks data, so maybe that is what has been a realization that the market hasn't shifted into a deficit," UBS analyst Giovanni Staunovo said. The dollar has continued to trade down and is at its weakest in years versus the euro which is bullish for oil prices. WTI traded down \$1.10 or -1.3% to close at \$82.16. Brent fell \$1.24 or -1.4% to close at \$86.09.

Crude & Product Markets

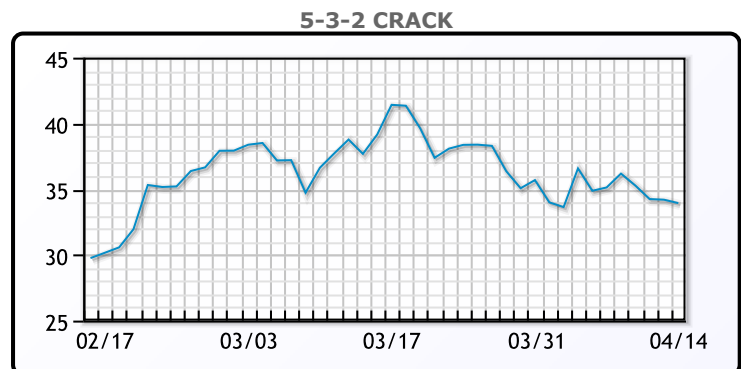
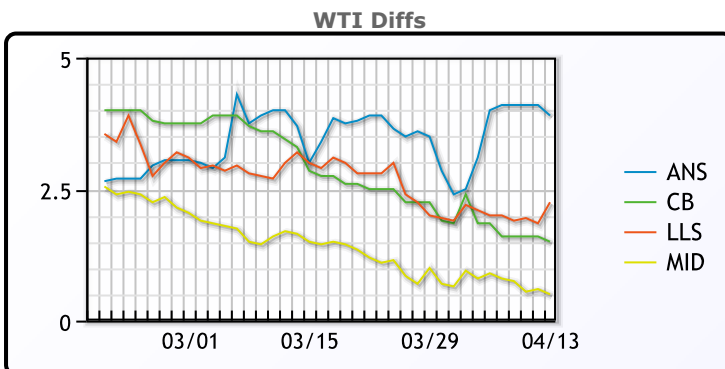


CRUDE

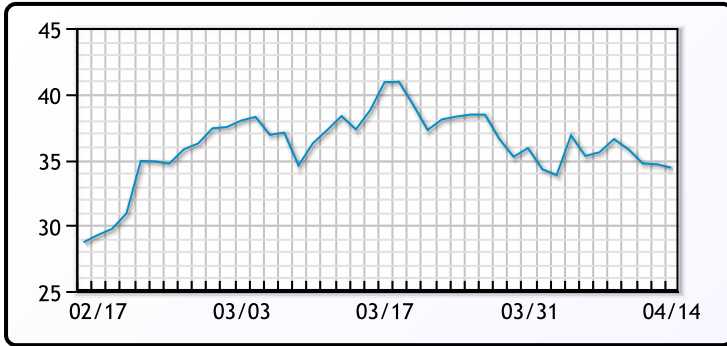
	Last	Week Ago	Month Ago
ANS	86.06	84.8	77.8
BLS	83.66	82.3	77.65
LLS	84.41	82.7	77.8
Mid	82.66	81.5	76.3
WTI	82.16	80.7	74.8

PRODUCTS

	Last	Week Ago	Month Ago
Gulf RBOB	277.67	277.58	239.14
Gulf ULSD	260.03	261.8	275.65
NYH RBOB	257.67	258.08	235.14
NYH ULSD	268.78	269.55	278.9
USGC 3%	68.12	66.625	58.88



3-2-1 Crack



Gulf 3-2-1 Crack



NGLs

MB

	Last	Week Ago	Month Ago
Butane	94	95.3	97.3
IsoButane	104.3	98.3	112.3
Natural Gasoline	164	162.5	157.8
Propane	83.1	82	79

CONWAY

	Last	Week Ago	Month Ago
Butane	94.6	91	92
IsoButane	108	102	125
Natural Gasoline	164.1	158.5	157
Propane	82.3	80.3	73.3

MB NON

	Last	Week Ago	Month Ago
Butane	99	98	97.3
IsoButane	104.3	107.5	112.3
Natural Gasoline	162	160.5	155.3
Propane	83.4	82.3	79

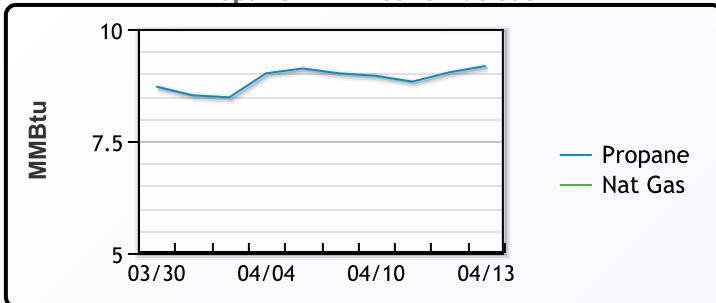
EDMONTON

	Last	Week Ago	Month Ago
Propane	65.8	61	51.3

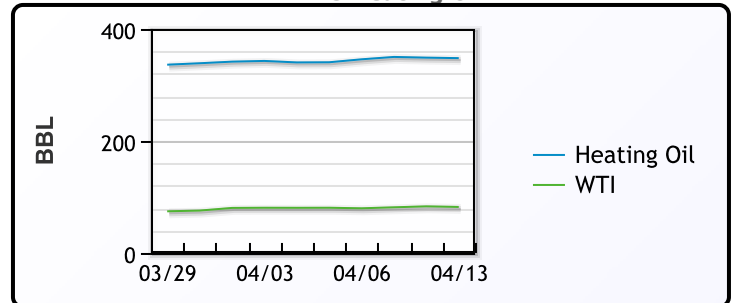
SARNIA

	Last	Week Ago	Month Ago
Propane	100.5	99.5	97.5

Propane MT.B Tet vs Nat Gas



WTI vs Heating Oil



FX

	Last	Change
CAD	1.3327	-0.001
DXY	100.891	-0.12
Gold	2044.8	4.58

RATES

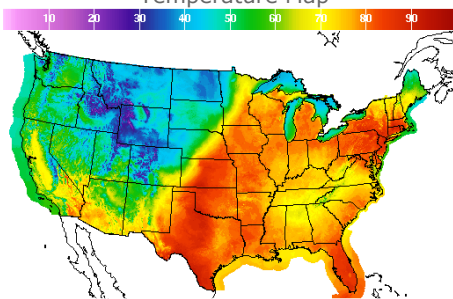
	Last	Change
US 2yr	3.9599	-0.0084
US 10yr	3.4412	-0.0037
CAN 10yr	2.967	0.086

EQUITIES

	Last	Change
Nasdaq	12166.27	236.93
TSX	1237.548	6.35
S&P 500	4146.22	54.27

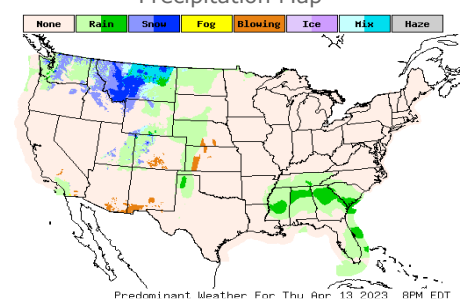
Weather Data

Temperature Map



City	HIGH °F	LOW °F
Calgary	44	30
Conway	50	34
Cushing	76	53
Denver	75	59
Houston	80	59
Mont Belvieu	74	56
Sarnia	75	54
Williston	43	36

Precipitation Map



This report has been prepared by PFL Petroleum Limited personnel for your information only and the views expressed are intended to provide market commentary and are not recommendations. This report is not an offer to sell or a solicitation of any offer to buy any security. The information contained herein has been compiled by PFL from sources believed to be reliable, but no representation or warranty, express or implied, is made by PFL Petroleum Limited, its affiliates or any other person as to its accuracy, completeness or correctness. Copyright 2017 PFL Petroleum Limited. All Rights Reserved