



# MARKET DAILY

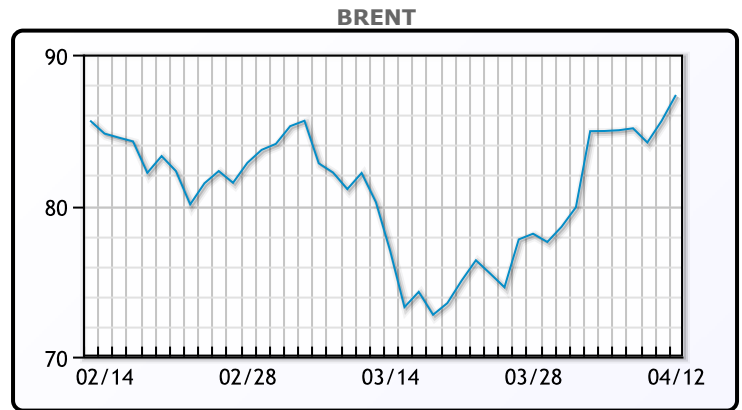
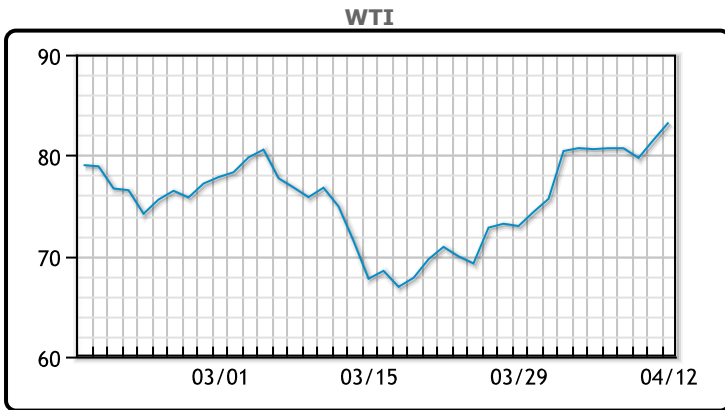
<https://www.pflpetroleum.com>  
 1865 Veterans Park Dr. Suite 303  
 Naples, Florida 34109  
 Phone: 239-390-2885  
 Fax: 239-949-0611  
 Apr 12, 2023 8:01 PM

Major Energy Futures		
	Settle	Change
Brent	87.33	1.72
Gas Oil	782.5	-8.5
Natural Gas	2.093	-0.093
RBOB	287.27	0.75
ULSD	270.31	3.49
WTI	83.26	1.73

**Market Commentary**

Oil prices were higher today, rising to their highest level in more than a month as US inflation numbers cooled today. "The weaker U.S. CPI print has raised doubts over whether the Fed will now hike rates at all next month," said Fawad Razaqzada, market analyst at brokerage StoneX. "Falling interest-rate expectations is reducing recession concerns and helping to support buck-denominated asset prices at the same time." The dollar dropped sharply after this data came out. Hedge fund activity in the oil space has picked up. Meanwhile markets shrugged off a build in crude inventories today as inventories rose by 597K/bbls, compared to a forecasted drop of 600K/bbls. WTI traded up \$1.73 or 2.1% to close at \$83.26. Brent traded up \$1.72 or 2.01% to close at \$87.33.

## Crude & Product Markets

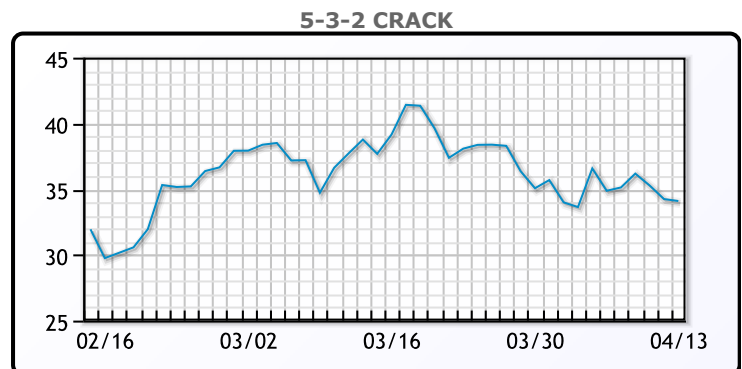
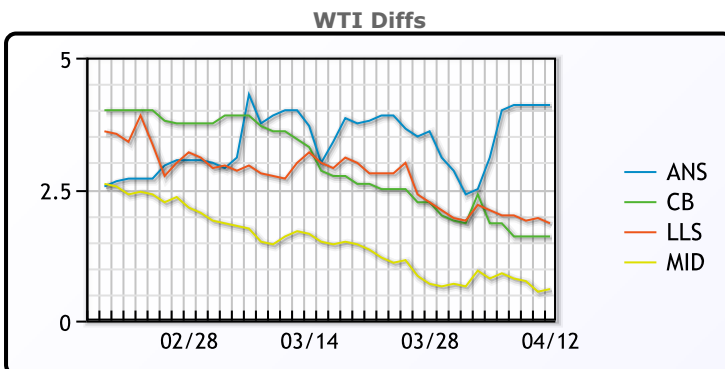


**CRUDE**

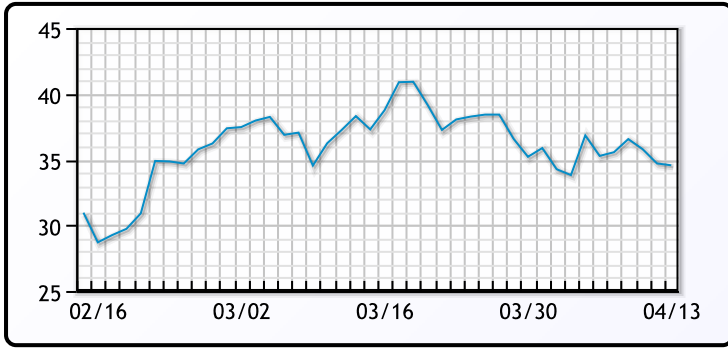
	Last	Week Ago	Month Ago
ANS	87.36	84.61	80.38
BLS	84.86	82.46	79.98
LLS	85.11	82.61	79.88
Mid	83.86	81.51	78.33
WTI	83.26	80.61	76.68

**PRODUCTS**

	Last	Week Ago	Month Ago
Gulf RBOB	283.02	278.01	245.33
Gulf ULSD	264.31	268.225	276.29
NYH RBOB	261.77	257.01	240.58
NYH ULSD	272.81	276.6	279.17
USGC 3%	68.62	66.875	61.12



**3-2-1 Crack**



**Gulf 3-2-1 Crack**



**NGLs**

**MB**

	Last	Week Ago	Month Ago
Butane	90.3	93	90.4
IsoButane	105.4	106.5	107.9
Natural Gasoline	166.5	162.5	163.1
Propane	84	82.5	81.3

**CONWAY**

	Last	Week Ago	Month Ago
Butane	97.3	91.5	95.8
IsoButane	108	101.5	120
Natural Gasoline	164	159	162.3
Propane	82.8	80.5	75.3

**MB NON**

	Last	Week Ago	Month Ago
Butane	100.3	98.5	55.3
IsoButane	105.4	106.5	107.9
Natural Gasoline	164.5	160.5	160.1
Propane	84	82.5	81.3

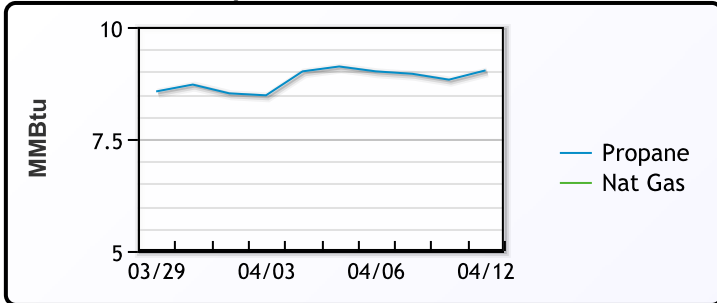
**EDMONTON**

	Last	Week Ago	Month Ago
Propane	65	61.3	53.3

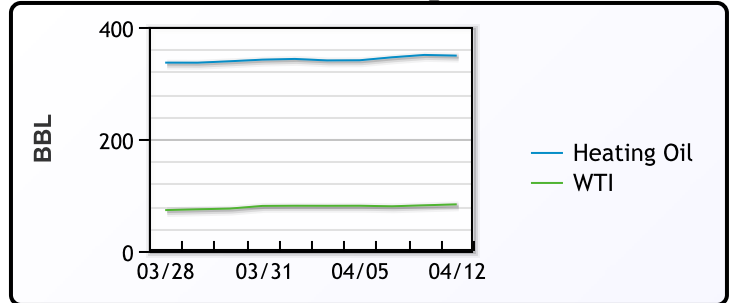
**SARNIA**

	Last	Week Ago	Month Ago
Propane	97	98.8	105.5

**Propane MT.B Tet vs Nat Gas**



**WTI vs Heating Oil**



**FX**

	Last	Change
CAD	1.3441	-0.0001
DXY	101.467	-0.033
Gold	2019.58	4.65

**RATES**

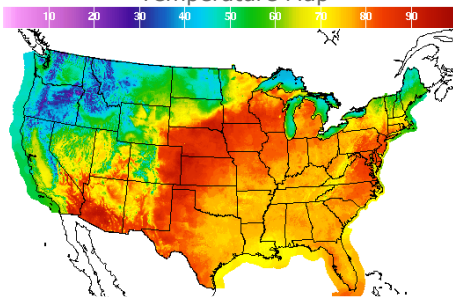
	Last	Change
US 2yr	3.9515	-0.0063
US 10yr	3.3849	-0.0057
CAN 10yr	2.881	-0.03

**EQUITIES**

	Last	Change
Nasdaq	11929.34	-102.54
TSX	1231.198	2.428
S&P 500	4091.95	-16.99

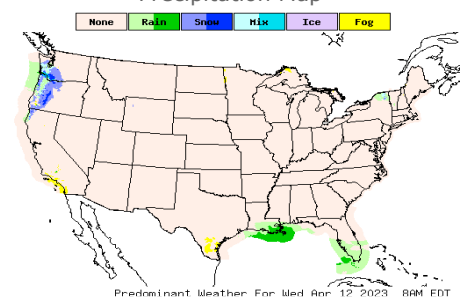
**Weather Data**

**Temperature Map**



City	HIGH °F	LOW °F
Calgary	42	29
Conway	54	35
Cushing	76	51
Denver	80	56
Houston	77	59
Mont Belvieu	75	57
Sarnia	78	52
Williston	56	44

**Precipitation Map**



This report has been prepared by PFL Petroleum Limited personnel for your information only and the views expressed are intended to provide market commentary and are not recommendations. This report is not an offer to sell or a solicitation of any offer to buy any security. The information contained herein has been compiled by PFL from sources believed to be reliable, but no representation or warranty, express or implied, is made by PFL Petroleum Limited, its affiliates or any other person as to its accuracy, completeness or correctness. Copyright 2017 PFL Petroleum Limited. All Rights Reserved