



MARKET DAILY

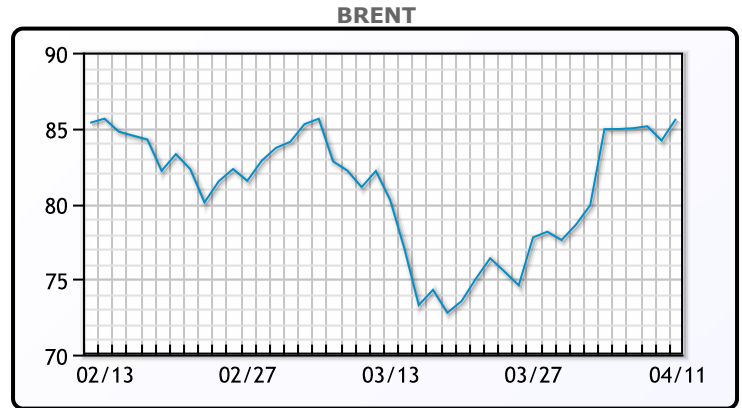
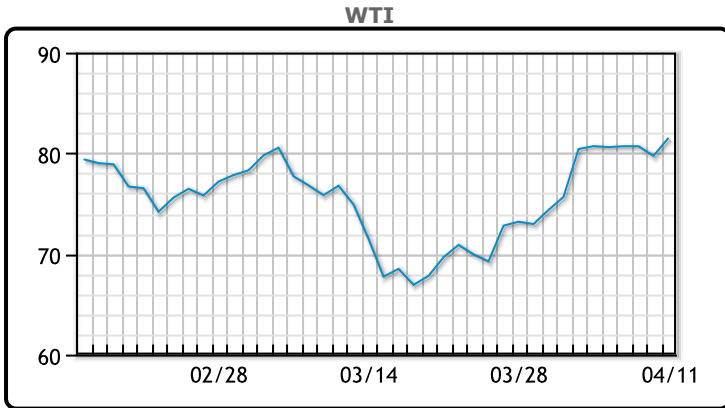
<https://www.pflpetroleum.com>
 1865 Veterans Park Dr. Suite 303
 Naples, Florida 34109
 Phone: 239-390-2885
 Fax: 239-949-0611
 Apr 11, 2023 8:51 PM

Major Energy Futures		
	Settle	Change
Brent	85.61	1.43
Gas Oil	771	0.25
Natural Gas	2.186	0.014
RBOB	286.52	5.73
ULSD	266.82	-1.32
WTI	81.53	1.79

Market Commentary

Oil prices rose today as sentiment was more bullish today with the Fed ending its tightening cycle. The prospect of the Fed raising its benchmark interest rate only once more and in a 25 basis point increment is a useful starting point but the central bank's policy path will depend on incoming data, New York Fed President John Williams said on Tuesday. "The short-term crude demand outlook will soon be clearer. This week we will find out if the U.S. economy is taking steps into the recession pool or if it is going to do a cannonball into it," said Edward Moya, senior analyst at OANDA. OPEC output will fall by 500,000 bpd in 2023, then rise by 1 million bpd in 2024, after the group's output agreement expires, the Energy Information Administration forecast on Tuesday. WTI traded up \$1.79 or 2.2% to close at 481.53. Brent traded up \$1.43 or 1.7% to close at \$85.61.

Crude & Product Markets

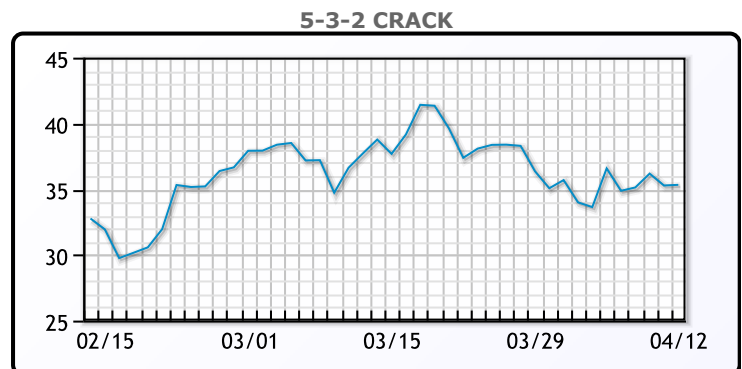
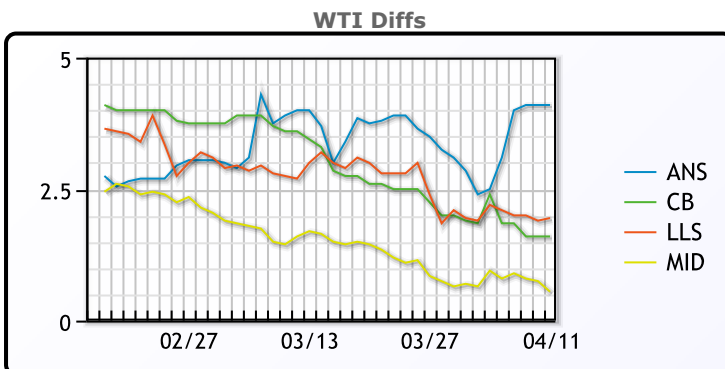


CRUDE

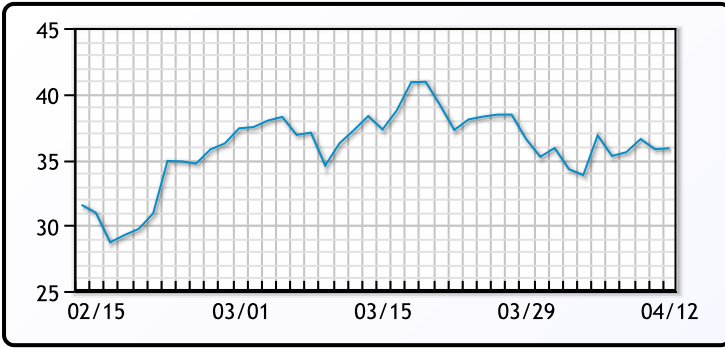
	Last	Week Ago	Month Ago
ANS	85.63	83.81	80.38
BLS	83.13	82.56	79.98
LLS	83.48	82.81	79.88
Mid	82.08	81.51	78.33
WTI	81.53	80.71	76.68

PRODUCTS

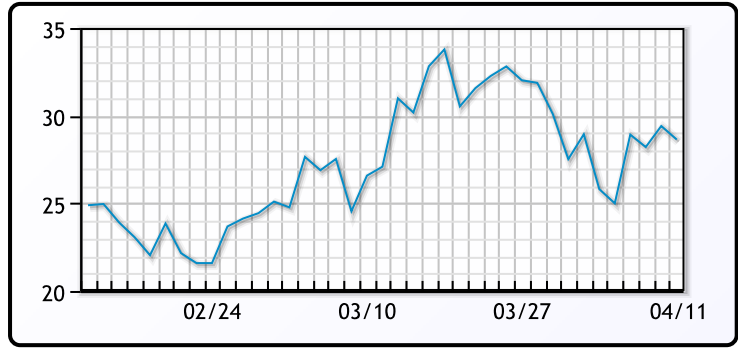
	Last	Week Ago	Month Ago
Gulf RBOB	283.77	269.71	245.33
Gulf ULSD	261.32	262.92	276.29
NYH RBOB	261.52	247.585	240.58
NYH ULSD	269.82	269.67	279.17
USGC 3%	67.62	66.875	61.12



3-2-1 Crack



Gulf 3-2-1 Crack



NGLs

MB

	Last	Week Ago	Month Ago
Butane	93.8	95.5	90.4
IsoButane	103.3	104.8	107.9
Natural Gasoline	164.3	162.5	163.1
Propane	82.7	83.5	81.3

CONWAY

	Last	Week Ago	Month Ago
Butane	94	91.3	95.8
IsoButane	106.8	102	120
Natural Gasoline	159	156	162.3
Propane	81	81.5	75.3

MB NON

	Last	Week Ago	Month Ago
Butane	98.8	98.5	55.3
IsoButane	103.3	104.8	107.9
Natural Gasoline	162.3	160.5	160.1
Propane	82.8	83.5	81.3

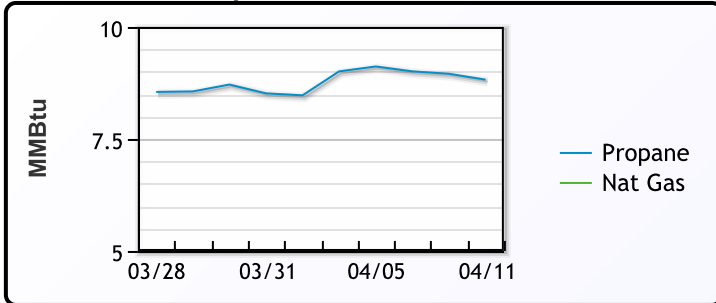
EDMONTON

	Last	Week Ago	Month Ago
Propane	63.3	62	53.3

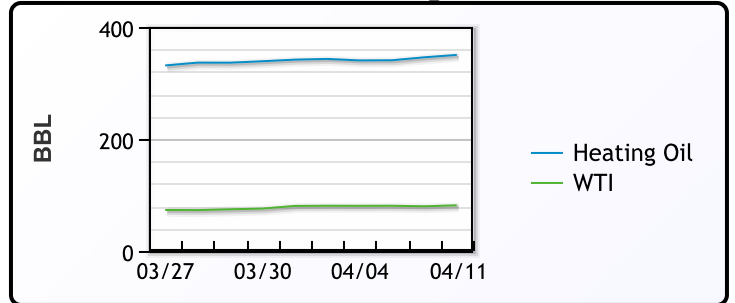
SARNIA

	Last	Week Ago	Month Ago
Propane	99.5	98.8	105.5

Propane MT.B Tet vs Nat Gas



WTI vs Heating Oil



FX

	Last	Change
CAD	1.3463	-0.0004
DXY	102.114	-0.09
Gold	2005.12	1.5

RATES

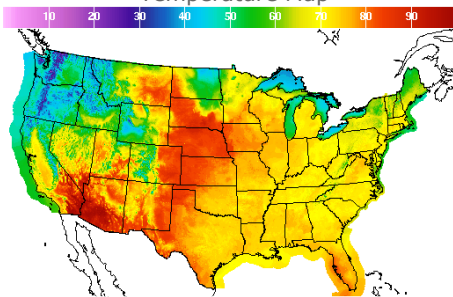
	Last	Change
US 2yr	4.0287	0.0063
US 10yr	3.4262	0
CAN 10yr	2.911	0.015

EQUITIES

	Last	Change
Nasdaq	12031.88	-52.48
TSX	1228.77	8.683
S&P 500	4108.94	-0.17

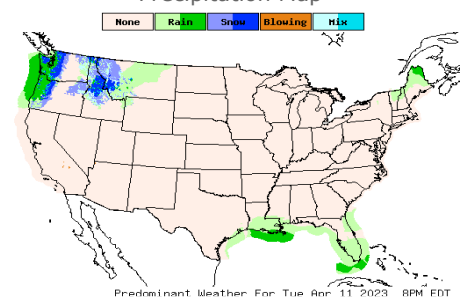
Weather Data

Temperature Map



City	HIGH °F	LOW °F
Calgary	53	33
Conway	46	34
Cushing	73	53
Denver	81	52
Houston	76	59
Mont Belvieu	74	58
Sarnia	67	45
Williston	78	47

Precipitation Map



This report has been prepared by PFL Petroleum Limited personnel for your information only and the views expressed are intended to provide market commentary and are not recommendations. This report is not an offer to sell or a solicitation of any offer to buy any security. The information contained herein has been compiled by PFL from sources believed to be reliable, but no representation or warranty, express or implied, is made by PFL Petroleum Limited, its affiliates or any other person as to its accuracy, completeness or correctness. Copyright 2017 PFL Petroleum Limited. All Rights Reserved