



# MARKET DAILY

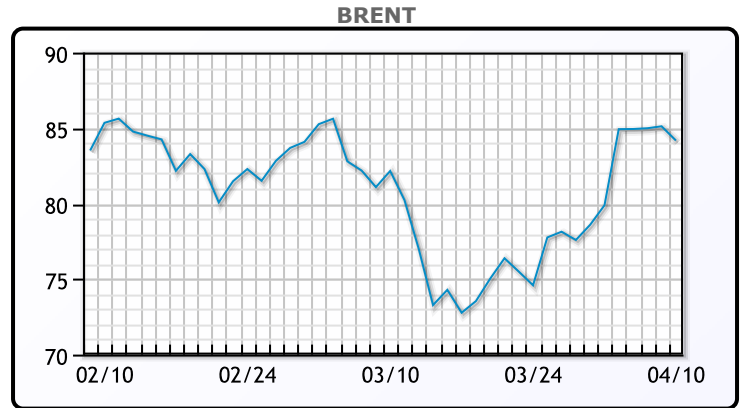
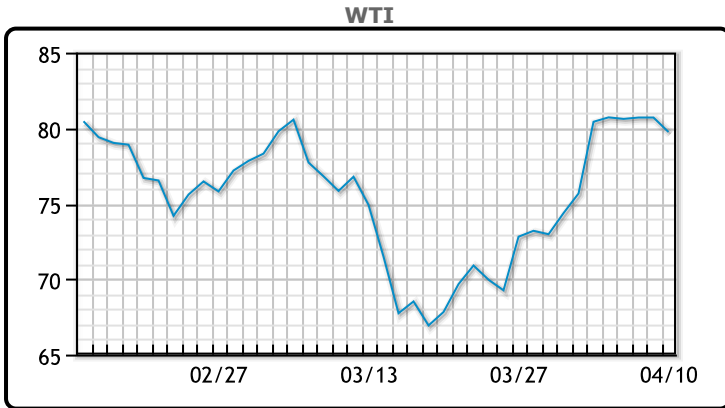
<https://www.pflpetroleum.com>  
 1865 Veterans Park Dr. Suite 303  
 Naples, Florida 34109  
 Phone: 239-390-2885  
 Fax: 239-949-0611  
 Apr 10, 2023 8:08 PM

Major Energy Futures		
	Settle	Change
Brent	84.18	-0.96
Gas Oil	780.5	-8.75
Natural Gas	2.172	0.161
RBOB	280.79	-0.54
ULSD	268.14	2.09
WTI	79.74	-0.94

**Market Commentary**

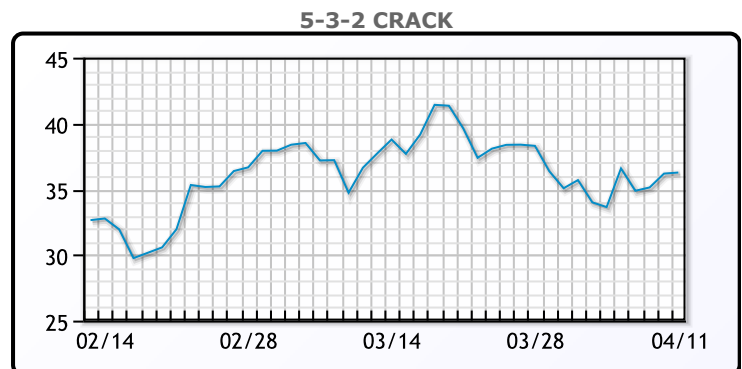
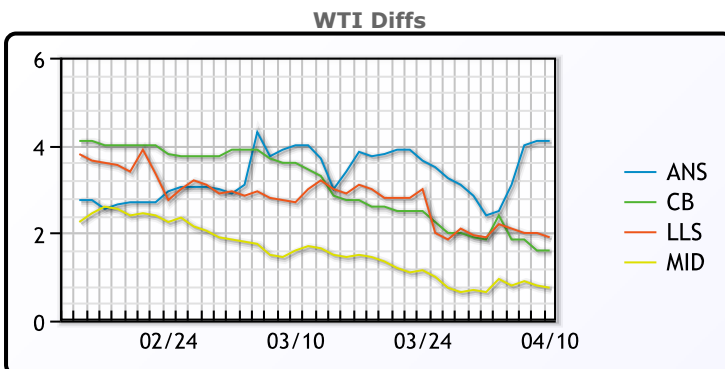
Oil prices were lower today after three straight weeks of gains as economic and interest rate concerns outweigh supply side fundamentals. Initial US jobs data continues to point to a tight labor market, which could give the Fed more room to keep raising rates. Wednesday's inflation report could also help investors gauge interest rate trajectory. "We look for this week's trade to be heavily influenced by inflation data featured by Wednesday's CPI and Thursday's PPI that will likely revive the specter of higher interest rates that could strengthen the U.S. dollar," said Jim Ritterbusch, president of Ritterbusch and Associates in Galena, Illinois. WTI traded down \$.94 or -.1% to close at \$79.74. Brent traded down \$.96 or -.2% to close at \$84.58.

## Crude & Product Markets

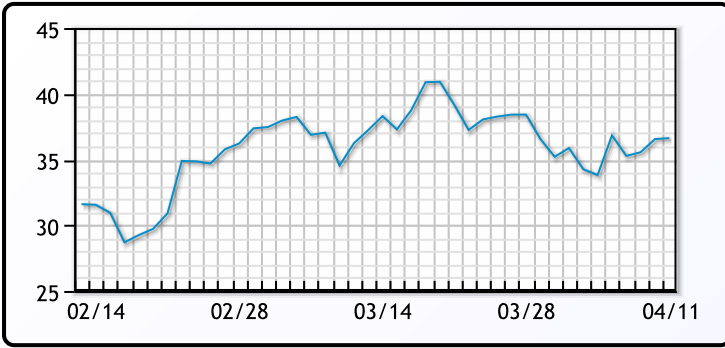


CRUDE			
	Last	Week Ago	Month Ago
ANS	83.84	82.92	80.38
BLS	81.34	82.82	79.98
LLS	81.64	82.62	79.88
Mid	80.49	81.37	78.33
WTI	79.74	80.42	76.68

PRODUCTS			
	Last	Week Ago	Month Ago
Gulf RBOB	276.29	272.5	245.33
Gulf ULSD	263.89	261.76	276.29
NYH RBOB	255.79	248.5	240.58
NYH ULSD	271.64	269.76	279.17
USGC 3%	66.12	66.875	61.12



**3-2-1 Crack**



**Gulf 3-2-1 Crack**



**NGLs**

**MB**

	Last	Week Ago	Month Ago
Butane	92.3	92.6	90.4
IsoButane	104.6	104.6	107.9
Natural Gasoline	160.8	164.3	163.1
Propane	80.8	82.5	81.3

**CONWAY**

	Last	Week Ago	Month Ago
Butane	93.1	91	95.8
IsoButane	106.5	103	120
Natural Gasoline	157	163	162.3
Propane	79.8	80.3	75.3

**MB NON**

	Last	Week Ago	Month Ago
Butane	97.3	97.6	55.3
IsoButane	104.6	104.6	107.9
Natural Gasoline	158.8	162.3	160.1
Propane	81	82.6	81.3

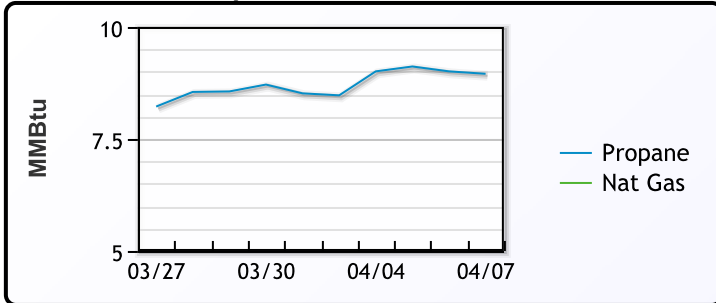
**EDMONTON**

	Last	Week Ago	Month Ago
Propane	61.8	61	53.3

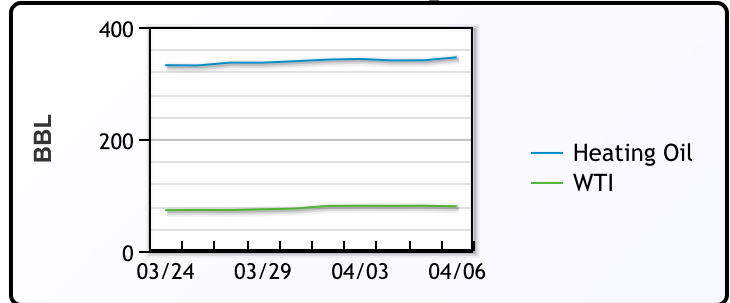
**SARNIA**

	Last	Week Ago	Month Ago
Propane	99.5	94	105.5

**Propane MT.B Tet vs Nat Gas**



**WTI vs Heating Oil**



**FX**

	Last	Change
CAD	1.3504	-0.0005
DXY	102.478	-0.1
Gold	1993.48	2

**RATES**

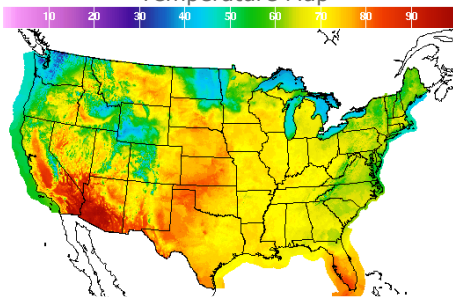
	Last	Change
US 2yr	3.9868	-0.0209
US 10yr	3.4093	-0.0075
CAN 10yr	2.896	0.104

**EQUITIES**

	Last	Change
Nasdaq	12084.36	-3.6
TSX	1220.087	4.1
S&P 500	4109.11	4.09

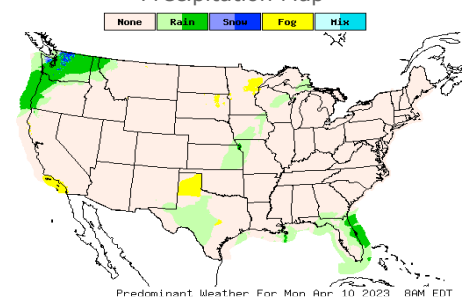
**Weather Data**

**Temperature Map**



City	HIGH °F	LOW °F
Calgary	52	34
Conway	44	26
Cushing	74	52
Denver	74	46
Houston	71	62
Mont Belvieu	68	60
Sarnia	58	38
Williston	70	38

**Precipitation Map**



This report has been prepared by PFL Petroleum Limited personnel for your information only and the views expressed are intended to provide market commentary and are not recommendations. This report is not an offer to sell or a solicitation of any offer to buy any security. The information contained herein has been compiled by PFL from sources believed to be reliable, but no representation or warranty, express or implied, is made by PFL Petroleum Limited, its affiliates or any other person as to its accuracy, completeness or correctness. Copyright 2017 PFL Petroleum Limited. All Rights Reserved