



MARKET DAILY

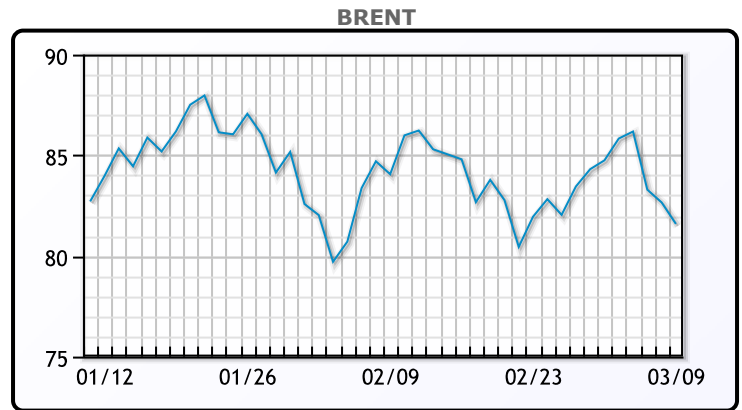
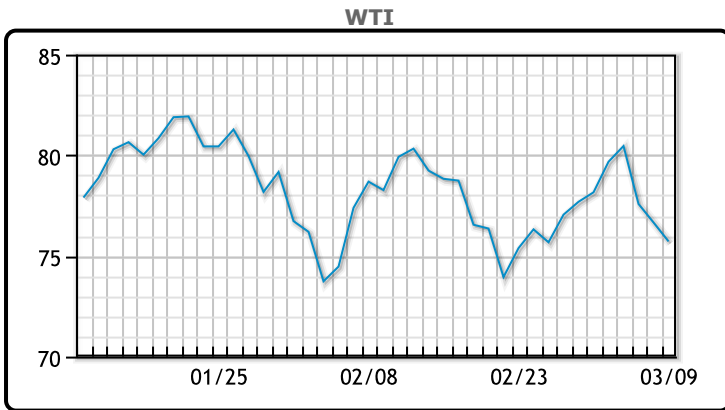
<https://www.pflpetroleum.com>
 1865 Veterans Park Dr. Suite 303
 Naples, Florida 34109
 Phone: 239-390-2885
 Fax: 239-949-0611
 Mar 9, 2023 6:57 PM

Major Energy Futures		
	Settle	Change
Brent	81.59	-1.07
Gas Oil	803.5	-14.25
Natural Gas	2.543	-0.008
RBOB	260.51	-8.38
ULSD	266.89	-7.3
WTI	75.72	-0.94

Market Commentary

Oil prices continued their trek lower today along with other financial markets. Prices hit two week lows today on increased worried about the Fed going too far on rate hikes. Adding fuel to the fire is our record low unemployment numbers which continue to hover at 3.4% and give the Fed some runway to keep rates higher for longer. "The Fed is continuing to come ... for inflation and that is translating into fears over lower oil demand down the road because of a possible recession," said John Kilduff, a partner at investment advisory Again Capital LLC in New York. WTI traded down \$.94 or -1.2% to close at \$75.72. Brent traded down \$1.07 1.3% to close at \$81.59.

Crude & Product Markets

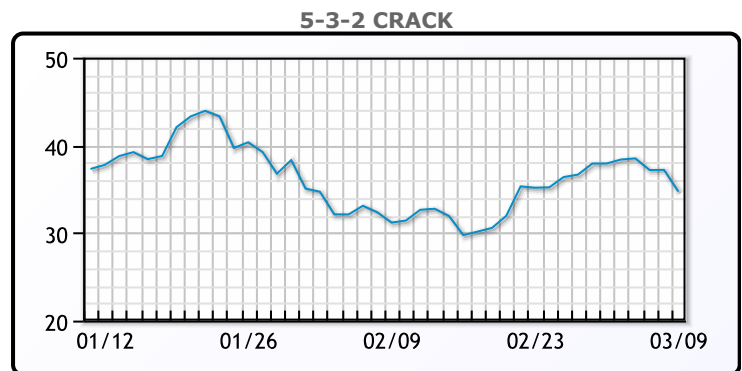
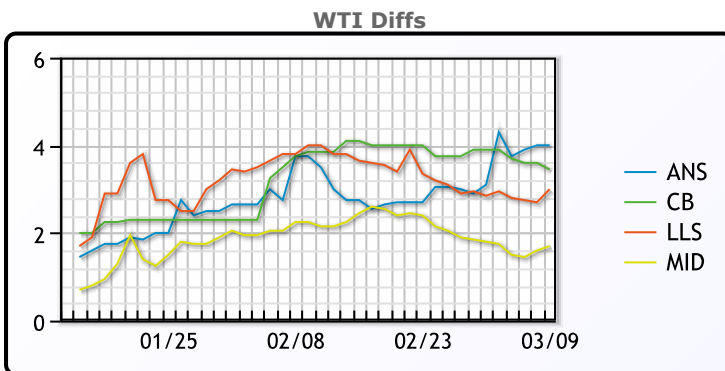


CRUDE

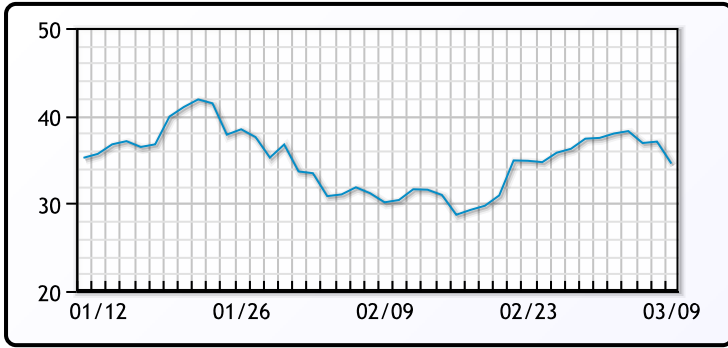
	Last	Week Ago	Month Ago
ANS	79.72	81.26	81.06
BLS	79.17	82.06	81.91
LLS	78.72	81.01	81.86
Mid	77.42	79.96	80.21
WTI	75.72	78.16	78.06

PRODUCTS

	Last	Week Ago	Month Ago
Gulf RBOB	240.38	241.78	240.62
Gulf ULSD	262.39	282.495	274.54
NYH RBOB	234.68	246.03	242
NYH ULSD	268.87	289.12	281.42
USGC 3%	59.88	61.38	58.88



3-2-1 Crack



Gulf 3-2-1 Crack



NGLs

MB

	Last	Week Ago	Month Ago
Butane	99.25	105	133.5
IsoButane	112.25	113.5	133.5
Natural Gasoline	163	167.3	169
Propane	82.25	90	85.875

CONWAY

	Last	Week Ago	Month Ago
Butane	97	107	129.5
IsoButane	112.25	125	145
Natural Gasoline	164	168	172
Propane	76.25	83.25	81.5

MB NON

	Last	Week Ago	Month Ago
Butane	102.25	108	133.5
IsoButane	112.25	113.5	133.5
Natural Gasoline	159.75	164.25	167
Propane	81.9	90	86

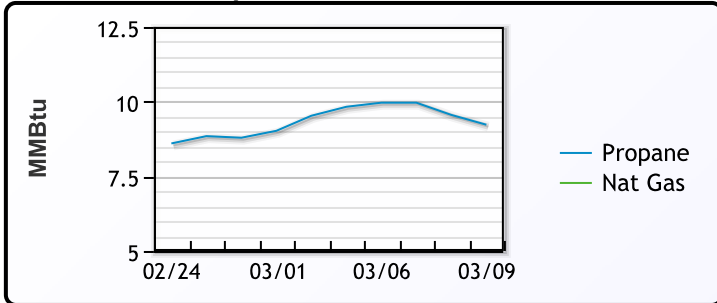
EDMONTON

	Last	Week Ago	Month Ago
Propane	53.4	59.9	59

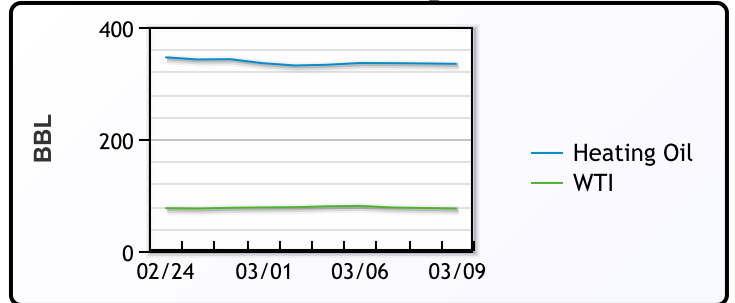
SARNIA

	Last	Week Ago	Month Ago
Propane	105.5	96.3	99.25

Propane MT.B Tet vs Nat Gas



WTI vs Heating Oil



FX

	Last	Change
CAD	1.3832	0.0004
DXY	105.309	-0.349
Gold	1831.47	0.44

RATES

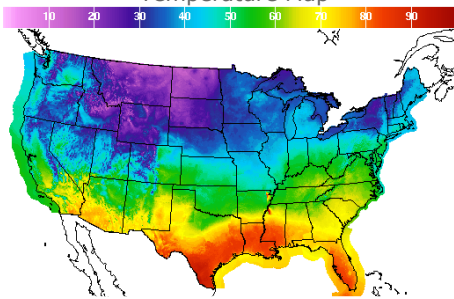
	Last	Change
US 2yr	4.87	-0.2001
US 10yr	3.9032	-0.0881
CAN 10yr	3.157	-0.105

EQUITIES

	Last	Change
Nasdaq	11338.35	-237.65
TSX	1208.298	-15.73
S&P 500	3918.32	-73.69

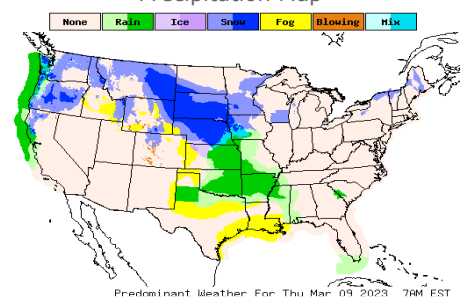
Weather Data

Temperature Map



City	HIGH °F	LOW °F
Calgary	11	-10
Conway	19	10
Cushing	55	44
Denver	51	28
Houston	85	67
Mont Belvieu	79	66
Sarnia	33	30
Williston	18	5

Precipitation Map



This report has been prepared by PFL Petroleum Limited personnel for your information only and the views expressed are intended to provide market commentary and are not recommendations. This report is not an offer to sell or a solicitation of any offer to buy any security. The information contained herein has been compiled by PFL from sources believed to be reliable, but no representation or warranty, express or implied, is made by PFL Petroleum Limited, its affiliates or any other person as to its accuracy, completeness or correctness. Copyright 2017 PFL Petroleum Limited. All Rights Reserved