



MARKET DAILY

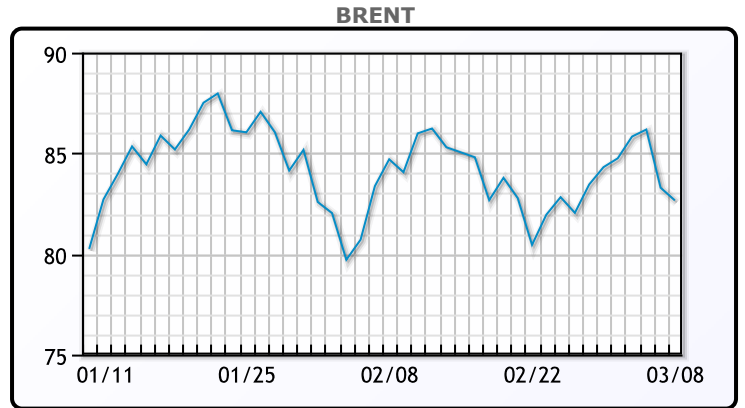
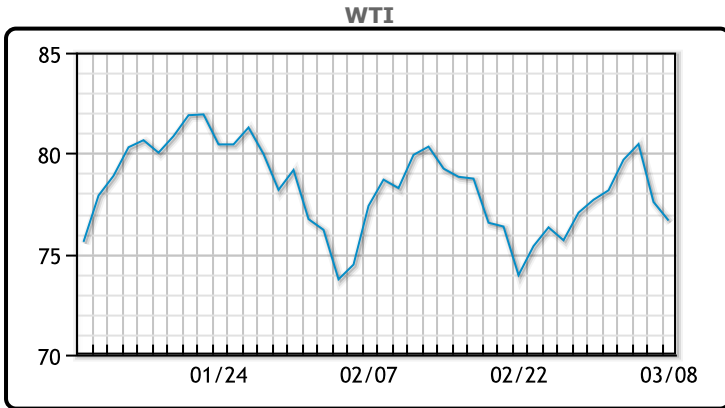
<https://www.pflpetroleum.com>
 1865 Veterans Park Dr. Suite 303
 Naples, Florida 34109
 Phone: 239-390-2885
 Fax: 239-949-0611
 Mar 8, 2023 6:26 PM

Major Energy Futures		
	Settle	Change
Brent	82.66	-0.63
Gas Oil	809	-19.5
Natural Gas	2.551	-0.136
RBOB	268.89	-1.18
ULSD	274.19	-5.56
WTI	76.66	-0.92

Market Commentary

Oil prices were lower today, extending yesterday's losses as economic growth is pressured by rising rates. Financial markets struggled again today after yesterday's comments by Fed Chair Jerome Powell. "Oil prices are still seeing downward pressure due to the hawkish comments coming out of the Fed indicating higher interest rates for a longer period of time," said Andrew Lipow, president of consultants Lipow Oil Associates. Supporting prices was a larger than expected crude inventory draw. Crude inventories fell 1.7MM/bbls, versus an expected build of 395K/bbls. Gasoline inventories fell by 1.1MM/bbls and distillates inventories grew by 138K/bbls. WTI traded down \$.92 or -1.2% to close at \$76.66. Brent traded down \$.63 or -.8% to close at \$82.66.

Crude & Product Markets

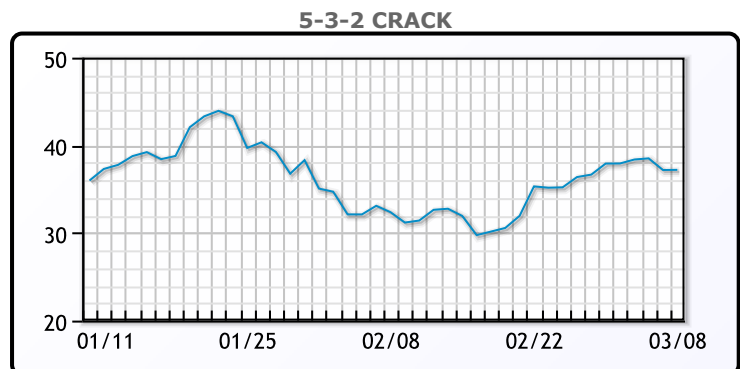
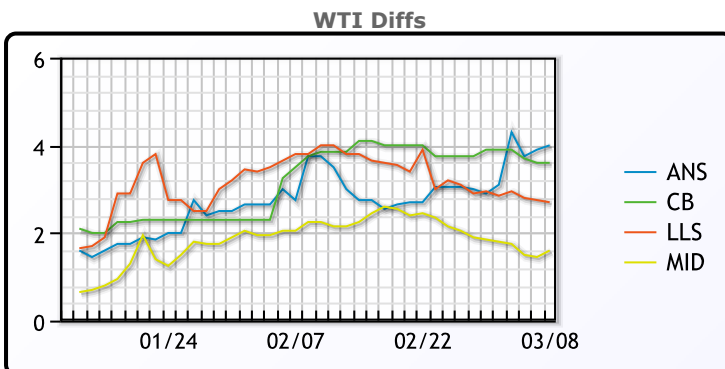


CRUDE

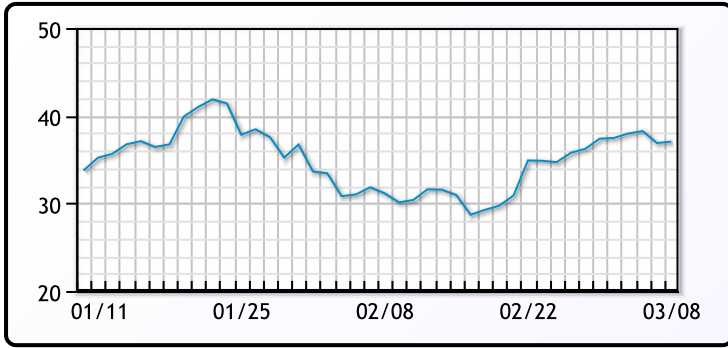
	Last	Week Ago	Month Ago
ANS	80.66	80.59	81.97
BLS	80.26	81.59	82.32
LLS	79.36	80.64	82.47
Mid	78.26	79.54	80.62
WTI	76.66	77.69	78.47

PRODUCTS

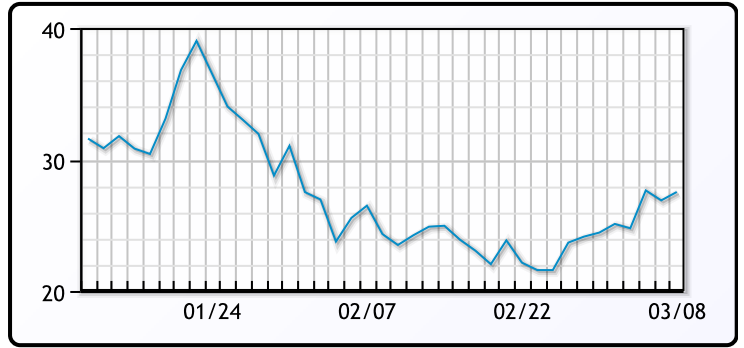
	Last	Week Ago	Month Ago
Gulf RBOB	249.14	237.73	241.53
Gulf ULSD	269.06	283.38	282.83
NYH RBOB	244.39	243.355	243.53
NYH ULSD	275.31	288.63	289.08
USGC 3%	60.63	61.13	58.63



3-2-1 Crack



Gulf 3-2-1 Crack



NGLs

MB

	Last	Week Ago	Month Ago
Butane	101.75	107	126.5
IsoButane	112.75	115.5	127.5
Natural Gasoline	165.3	167.5	168.5
Propane	84.5	87.25	84.75

CONWAY

	Last	Week Ago	Month Ago
Butane	100	110	129
IsoButane	112	133	147
Natural Gasoline	166	168.5	173
Propane	79	80.75	80.5

MB NON

	Last	Week Ago	Month Ago
Butane	104.75	110	126.5
IsoButane	112.75	115.5	127.5
Natural Gasoline	162.5	165.25	166.75
Propane	84.4	88	85.25

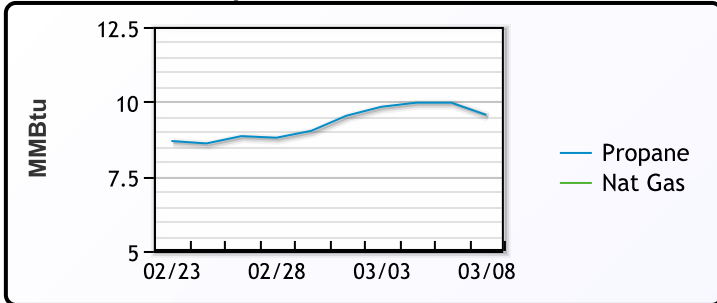
EDMONTON

	Last	Week Ago	Month Ago
Propane	56.4	57.5	55.38

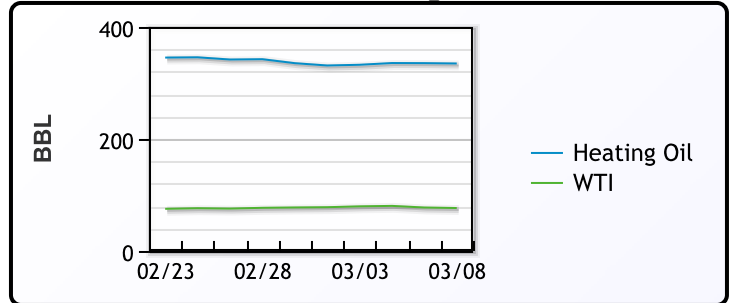
SARNIA

	Last	Week Ago	Month Ago
Propane	107	96.3	99.25

Propane MT.B Tet vs Nat Gas



WTI vs Heating Oil



FX

	Last	Change
CAD	1.3799	-0.0006
DXY	105.658	0.043
Gold	1813.81	0.01

RATES

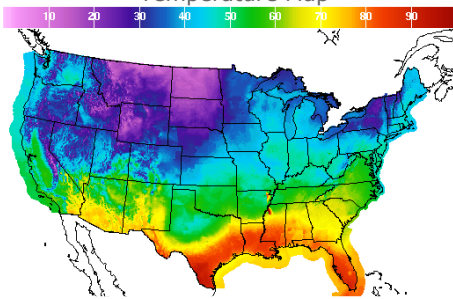
	Last	Change
US 2yr	5.0701	0.0617
US 10yr	3.9913	0.0276
CAN 10yr	3.262	-0.056

EQUITIES

	Last	Change
Nasdaq	11576	45.67
TSX	1224.028	4.586
S&P 500	3992.01	5.64

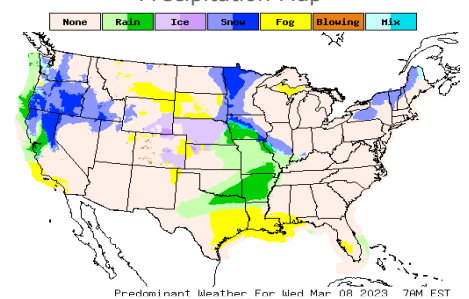
Weather Data

Temperature Map



City	HIGH °F	LOW °F
Calgary	9	-4
Conway	16	11
Cushing	55	45
Denver	40	30
Houston	83	67
Mont Belvieu	78	66
Sarnia	33	30
Williston	17	-1

Precipitation Map



This report has been prepared by PFL Petroleum Limited personnel for your information only and the views expressed are intended to provide market commentary and are not recommendations. This report is not an offer to sell or a solicitation of any offer to buy any security. The information contained herein has been compiled by PFL from sources believed to be reliable, but no representation or warranty, express or implied, is made by PFL Petroleum Limited, its affiliates or any other person as to its accuracy, completeness or correctness. Copyright 2017 PFL Petroleum Limited. All Rights Reserved