



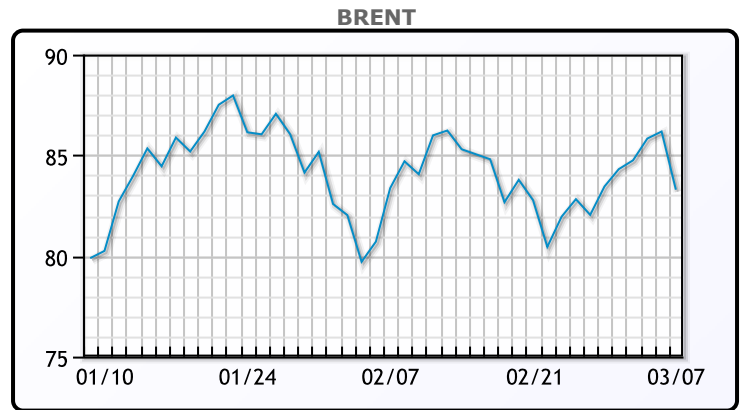
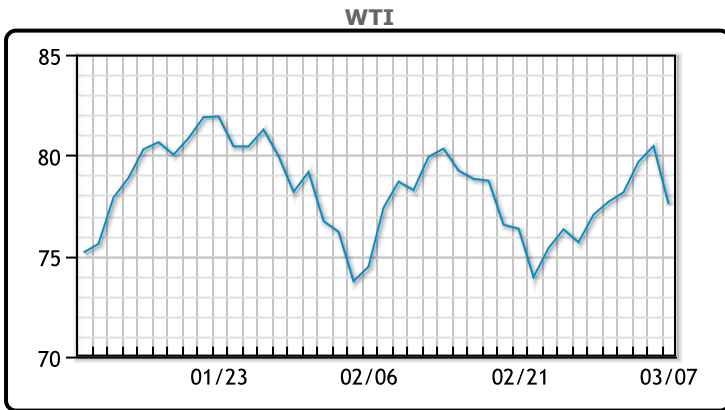
MARKET DAILY

<https://www.pflpetroleum.com>
 1865 Veterans Park Dr. Suite 303
 Naples, Florida 34109
 Phone: 239-390-2885
 Fax: 239-949-0611
 Mar 7, 2023 8:00 PM

Major Energy Futures		
	Settle	Change
Brent	83.29	-2.89
Gas Oil	823.25	-13.25
Natural Gas	2.687	0.115
RBOB	270.07	-9.58
ULSD	279.75	-8.91
WTI	77.58	-2.88

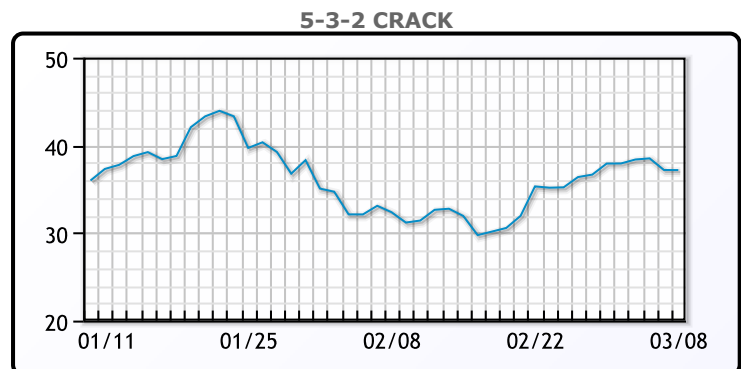
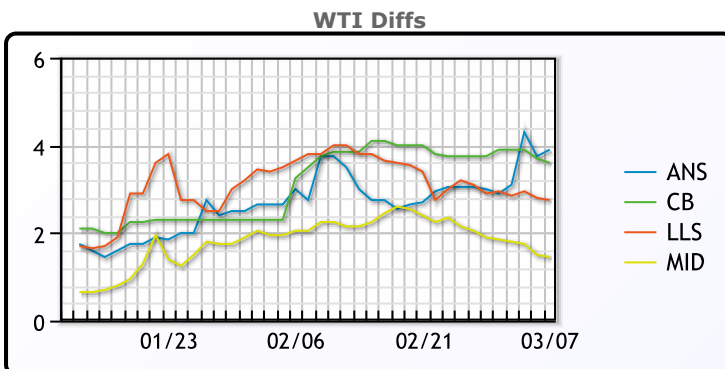
Market Commentary
 Oil prices sank today along with other financial markets in a risk off session led by rate hike fears as Chairman of the Fed testified today before congress. Jerome Powell's words today strengthened the dollar and sent prices tumbling as he indicated more rate hikes than expected especially in light of recent strong economic data. "Those comments are ripping through the market, which has taken on a risk-off sentiment," said John Kilduff, a partner at Again Capital LLC in NYC. More pressure came from a contraction in Chinas exports and imports in the last two months despite lifted Covid restrictions. WTI traded down \$2.88 or -3.6% to close at \$77.58. Brent traded down \$2.89 or -3.4% to close at \$83.29.

Crude & Product Markets

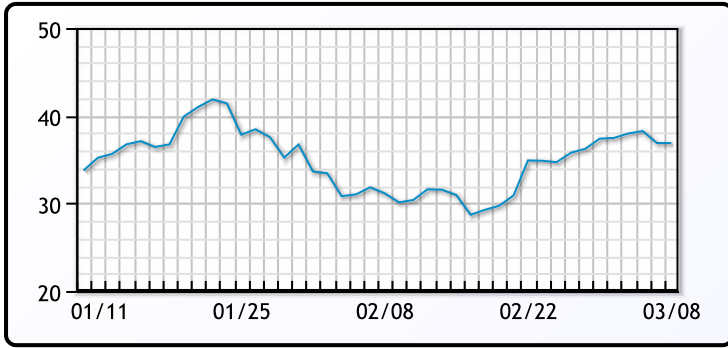


	Last	Week Ago	Month Ago
ANS	81.48	80.05	80.89
BLS	81.18	80.8	80.99
LLS	80.33	79.95	81.14
Mid	79.03	78.95	79.39
WTI	77.58	77.05	77.14

	Last	Week Ago	Month Ago
Gulf RBOB	247.57	235.7	242.43
Gulf ULSD	275.5	277.56	283.69
NYH RBOB	245.57	238.45	243.18
NYH ULSD	280.93	281.2725	291.19
USGC 3%	61.38	57.38	57.63



3-2-1 Crack



Gulf 3-2-1 Crack



NGLs

MB

	Last	Week Ago	Month Ago
Butane	96.8	116.8	121.75
IsoButane	113.8	119.8	121.75
Natural Gasoline	168	168	167.25
Propane	87.5	83.4	81.5

CONWAY

	Last	Week Ago	Month Ago
Butane	102	119	119.63
IsoButane	110	175	141
Natural Gasoline	166.3	175	168.5
Propane	81.3	78.9	77.38

MB NON

	Last	Week Ago	Month Ago
Butane	106.8	119.8	120.75
IsoButane	113.8	119.8	121.75
Natural Gasoline	165	165	165.25
Propane	87.5	84.4	82.25

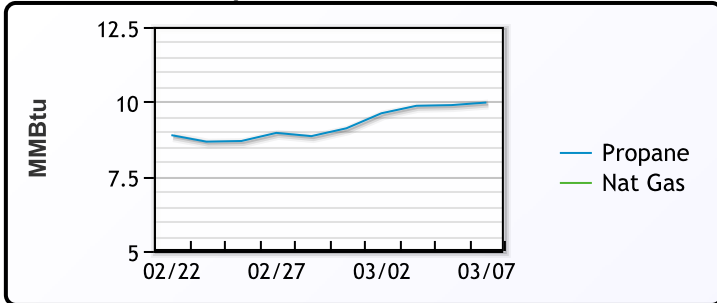
EDMONTON

	Last	Week Ago	Month Ago
Propane	59.3	55.4	55.38

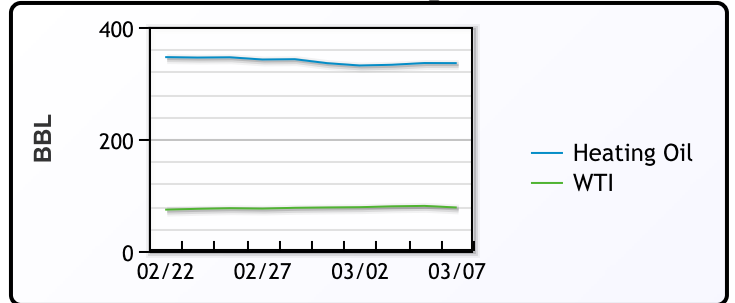
SARNIA

	Last	Week Ago	Month Ago
Propane	107	96.3	99.25

Propane MT.B Tet vs Nat Gas



WTI vs Heating Oil



FX

	Last	Change
CAD	1.3749	-0.0005
DXY	105.667	0.052
Gold	1813.03	-0.42

RATES

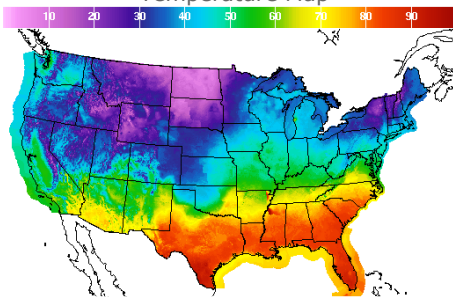
	Last	Change
US 2yr	5.0274	0.019
US 10yr	3.9754	0.0117
CAN 10yr	3.318	-0.035

EQUITIES

	Last	Change
Nasdaq	11530.33	-145.41
TSX	1219.442	-15.292
S&P 500	3986.37	-62.05

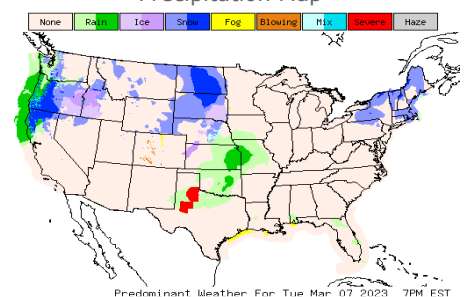
Weather Data

Temperature Map



City	HIGH °F	LOW °F
Calgary	13	-6
Conway	10	-8
Cushing	54	43
Denver	35	28
Houston	82	67
Mont Belvieu	78	66
Sarnia	33	30
Williston	13	4

Precipitation Map



This report has been prepared by PFL Petroleum Limited personnel for your information only and the views expressed are intended to provide market commentary and are not recommendations. This report is not an offer to sell or a solicitation of any offer to buy any security. The information contained herein has been compiled by PFL from sources believed to be reliable, but no representation or warranty, express or implied, is made by PFL Petroleum Limited, its affiliates or any other person as to its accuracy, completeness or correctness. Copyright 2017 PFL Petroleum Limited. All Rights Reserved