



# MARKET DAILY

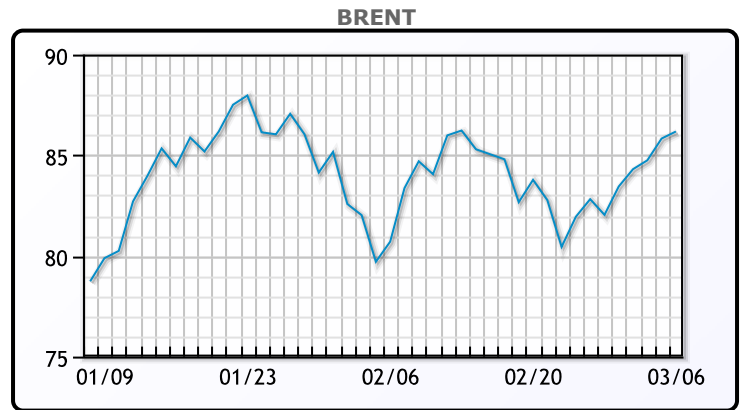
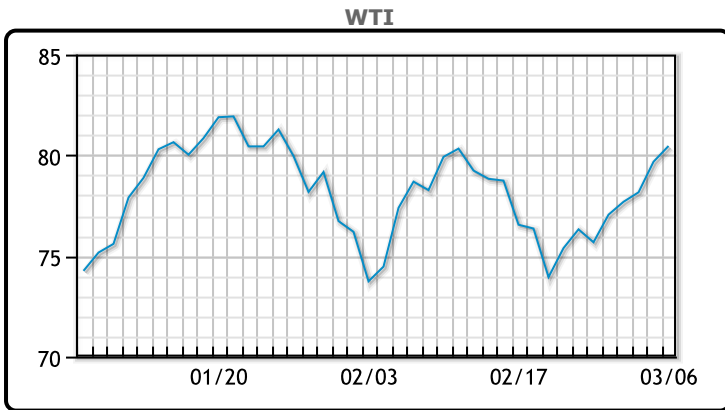
<https://www.pflpetroleum.com>  
 1865 Veterans Park Dr. Suite 303  
 Naples, Florida 34109  
 Phone: 239-390-2885  
 Fax: 239-949-0611  
 Mar 6, 2023 7:03 PM

Major Energy Futures		
	Settle	Change
Brent	86.18	0.35
Gas Oil	842.75	6.75
Natural Gas	2.572	-0.437
RBOB	279.65	4.61
ULSD	288.66	-2.65
WTI	80.46	0.78

**Market Commentary**

Oil prices were slightly higher today, bouncing back from earlier losses. Oil prices were supported today by Saudi Arabia raising its prices to Asia for the second straight month. The dollar was also weaker today. Investors awaited U.S. Federal Reserve Chair Jerome Powell's testimony this week. Traders have started factoring in rate hikes but are hoping for smaller increases than last year. Chinas GDP grew only 3% last year. WTI traded up \$.78 or 1% to close at \$80.46. Brent traded up \$.35 or .4% to close at \$86.18.

## Crude & Product Markets

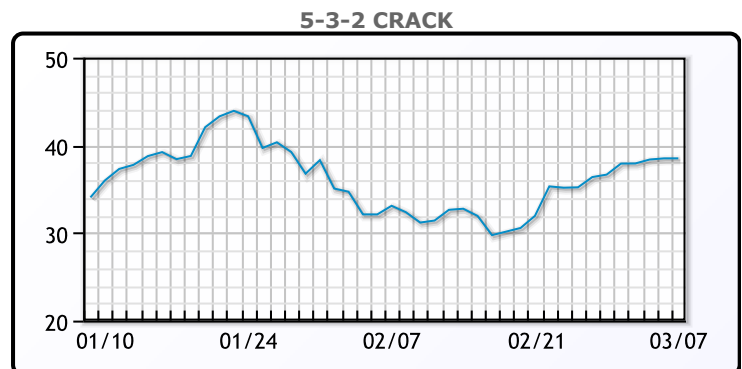
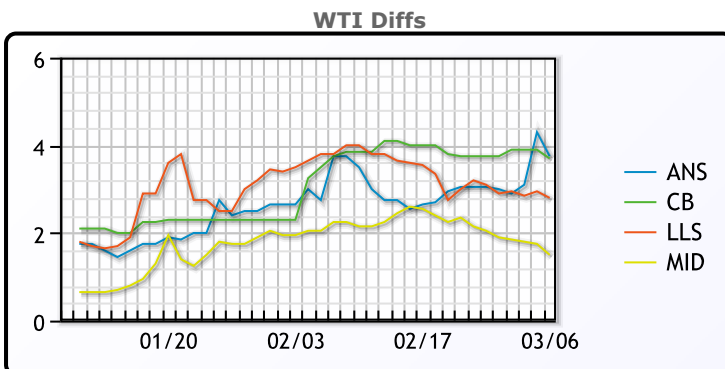


**CRUDE**

	Last	Week Ago	Month Ago
ANS	84.21	78.73	77.86
BLS	84.16	79.43	77.86
LLS	83.26	78.78	77.91
Mid	81.96	77.73	76.36
WTI	80.46	75.68	74.11

**PRODUCTS**

	Last	Week Ago	Month Ago
Gulf RBOB	254.9	229.15	232.84
Gulf ULSD	283.91	277.78	270.75
NYH RBOB	258.15	231.58	234.44
NYH ULSD	289.91	281.48	277.75
USGC 3%	63.38	57.88	54.13



**3-2-1 Crack**



**Gulf 3-2-1 Crack**



**NGLs**

**MB**

	Last	Week Ago	Month Ago
Butane	99.8	137	118.5
IsoButane	116.8	140.5	121
Natural Gasoline	173.5	165.3	160.5
Propane	91.3	81	80

**CONWAY**

	Last	Week Ago	Month Ago
Butane	105.3	134	117.5
IsoButane	110	154.5	140
Natural Gasoline	171.5	163.5	161.5
Propane	85	77.8	75.38

**MB NON**

	Last	Week Ago	Month Ago
Butane	110.3	140.5	117.5
IsoButane	116.8	140.5	121
Natural Gasoline	170.5	162.3	159.5
Propane	91.3	82	80.75

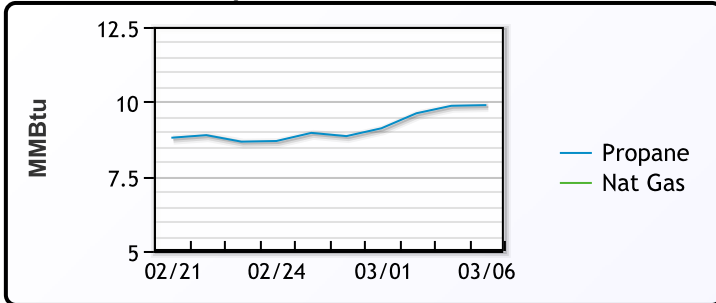
**EDMONTON**

	Last	Week Ago	Month Ago
Propane	63	54.3	51.38

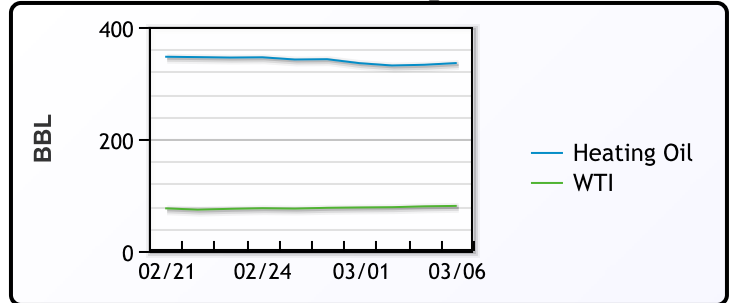
**SARNIA**

	Last	Week Ago	Month Ago
Propane	107	96.2	102

**Propane MT.B Tet vs Nat Gas**



**WTI vs Heating Oil**



**FX**

	Last	Change
CAD	1.3616	0.0003
DXY	104.35	-0.171
Gold	1846.08	-0.78

**RATES**

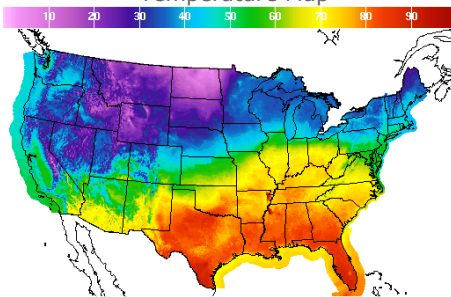
	Last	Change
US 2yr	4.8924	0.0063
US 10yr	3.9655	0.0078
CAN 10yr	3.353	0.009

**EQUITIES**

	Last	Change
Nasdaq	11675.74	-13.27
TSX	1234.734	-3.484
S&P 500	4048.42	2.78

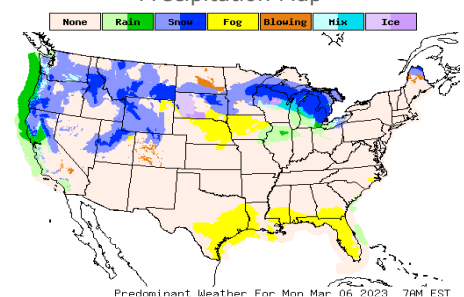
**Weather Data**

**Temperature Map**



City	HIGH °F	LOW °F
Calgary	8	-1
Conway	13	-5
Cushing	69	55
Denver	46	31
Houston	78	63
Mont Belvieu	76	61
Sarnia	35	29
Williston	14	2

**Precipitation Map**



This report has been prepared by PFL Petroleum Limited personnel for your information only and the views expressed are intended to provide market commentary and are not recommendations. This report is not an offer to sell or a solicitation of any offer to buy any security. The information contained herein has been compiled by PFL from sources believed to be reliable, but no representation or warranty, express or implied, is made by PFL Petroleum Limited, its affiliates or any other person as to its accuracy, completeness or correctness. Copyright 2017 PFL Petroleum Limited. All Rights Reserved