



MARKET DAILY

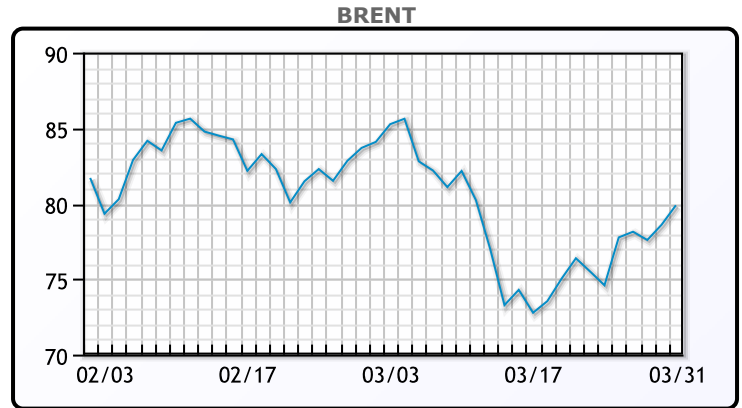
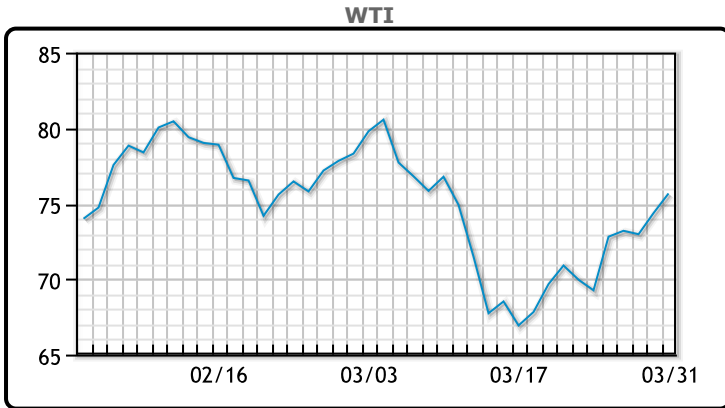
<https://www.pflpetroleum.com>
 1865 Veterans Park Dr. Suite 303
 Naples, Florida 34109
 Phone: 239-390-2885
 Fax: 239-949-0611
 Mar 31, 2023 7:02 PM

Major Energy Futures		
	Settle	Change
Brent	79.89	1.29
Gas Oil	762.75	-6.5
Natural Gas	2.216	-0.08
RBOB	268.1	0.05
ULSD	262.06	-0.27
WTI	75.67	1.3

Market Commentary

Oil prices were strong today rising more than \$1/bbl for the second straight week over week gains. Supplies were tighter in some parts of the world and US inflation data was better than it has been which was supportive for prices. Despite Friday's gains, Brent and WTI recorded monthly declines of 5% and 2% respectively, their steepest since November. Brent settled lower for the third quarter in a row, the first time that has happened since 2015. "The prolonged economic scarring of the last month will likely slow the economy, if not cause a recession, and lower interest rate expectations are not enough to support oil prices in the short term," said Craig Erlam, senior markets analyst at OANDA. WTI traded up \$1.30 or 1.8% to close at \$75.67. Brent (for June delivery) traded up \$1.29 or 1.6% to close at \$79.89.

Crude & Product Markets

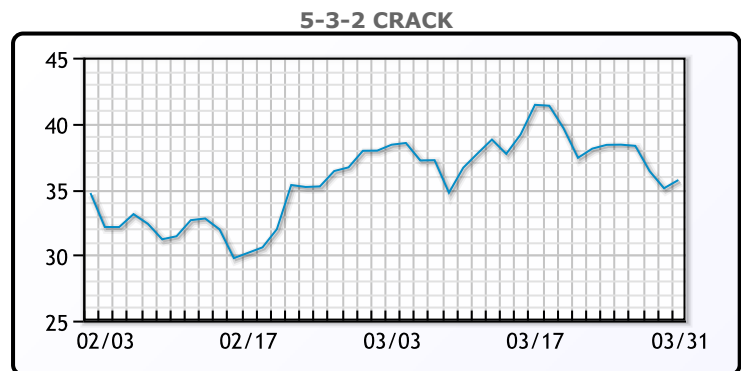
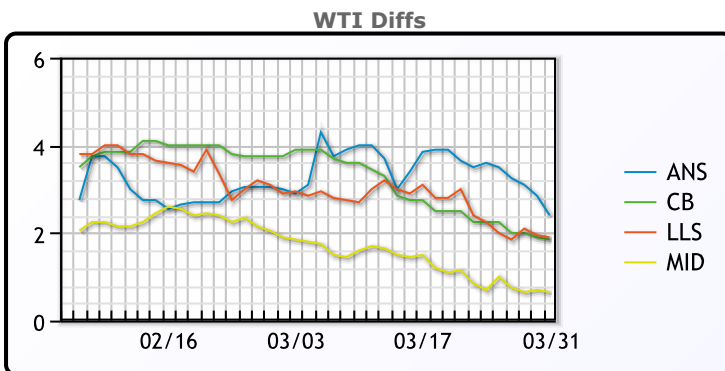


CRUDE

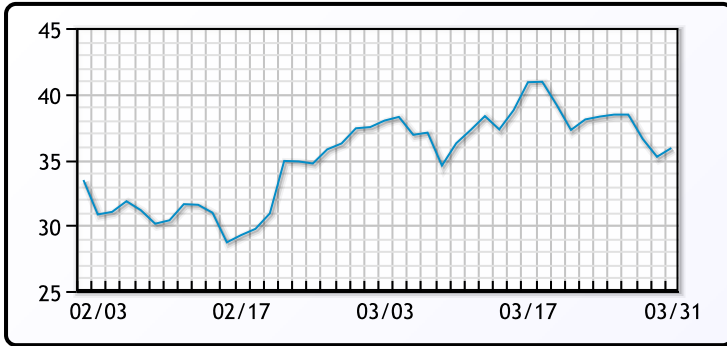
	Last	Week Ago	Month Ago
ANS	78.07	72.91	80.05
BLS	77.52	71.56	80.8
LLS	77.57	71.56	79.95
Mid	76.32	70.01	78.95
WTI	75.67	69.31	77.05

PRODUCTS

	Last	Week Ago	Month Ago
Gulf RBOB	264.6	256.105	235.7
Gulf ULSD	257.56	261.02	277.56
NYH RBOB	243.8	232.6	238.45
NYH ULSD	267.5	270.395	281.27
USGC 3%	61.88	54.625	57.38



3-2-1 Crack



Gulf 3-2-1 Crack



NGLs

MB

	Last	Week Ago	Month Ago
Butane	87.9	78.5	116.8
IsoButane	100.9	102.5	119.8
Natural Gasoline	157.3	153	168
Propane	77.6	75.3	83.4

CONWAY

	Last	Week Ago	Month Ago
Butane	88.3	87.3	119
IsoButane	101.8	108	175
Natural Gasoline	157	151.5	175
Propane	74.5	71.5	78.9

MB NON

	Last	Week Ago	Month Ago
Butane	92.9	90.5	119.8
IsoButane	100.9	102.5	119.8
Natural Gasoline	154.3	150	165
Propane	77.6	75.3	84.4

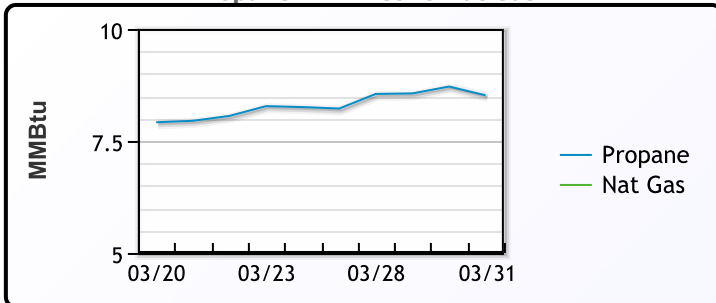
EDMONTON

	Last	Week Ago	Month Ago
Propane	55.5	52	55.4

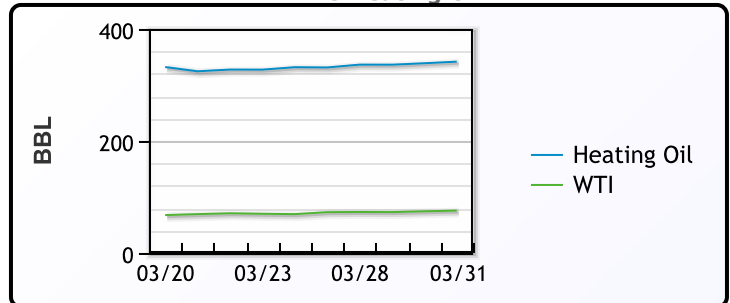
SARNIA

	Last	Week Ago	Month Ago
Propane	94.3	88.8	96.3

Propane MT.B Tet vs Nat Gas



WTI vs Heating Oil



FX

	Last	Change
CAD	1.3516	-0.0007
DXY	102.506	0.362
Gold	1969.28	-11.09

RATES

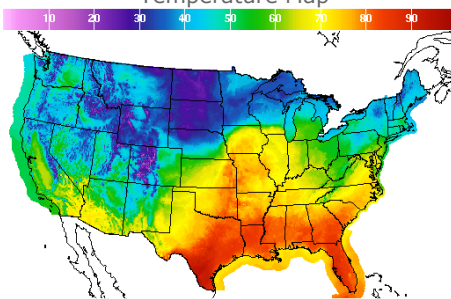
	Last	Change
US 2yr	4.0253	-0.0942
US 10yr	3.4676	-0.0812
CAN 10yr	2.897	-0.038

EQUITIES

	Last	Change
Nasdaq	12221.91	208.44
TSX	1206.305	8.963
S&P 500	4109.31	58.48

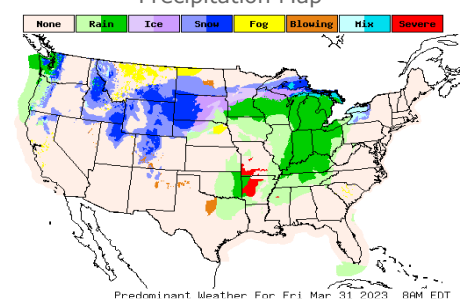
Weather Data

Temperature Map



City	HIGH °F	LOW °F
Calgary	45	19
Conway	28	10
Cushing	75	56
Denver	49	37
Houston	83	70
Mont Belvieu	79	70
Sarnia	51	33
Williston	30	12

Precipitation Map



This report has been prepared by PFL Petroleum Limited personnel for your information only and the views expressed are intended to provide market commentary and are not recommendations. This report is not an offer to sell or a solicitation of any offer to buy any security. The information contained herein has been compiled by PFL from sources believed to be reliable, but no representation or warranty, express or implied, is made by PFL Petroleum Limited, its affiliates or any other person as to its accuracy, completeness or correctness. Copyright 2017 PFL Petroleum Limited. All Rights Reserved