



MARKET DAILY

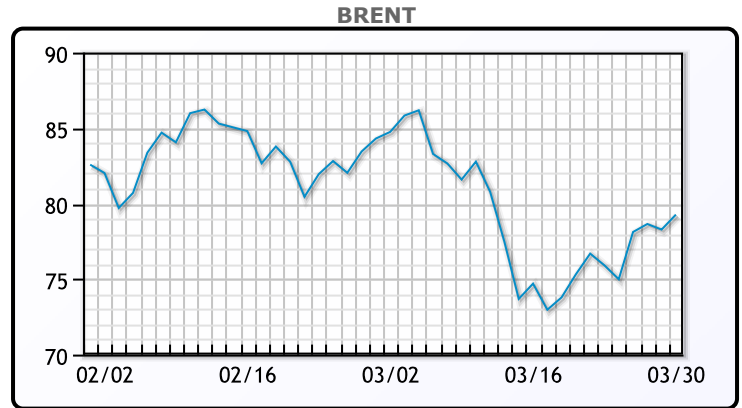
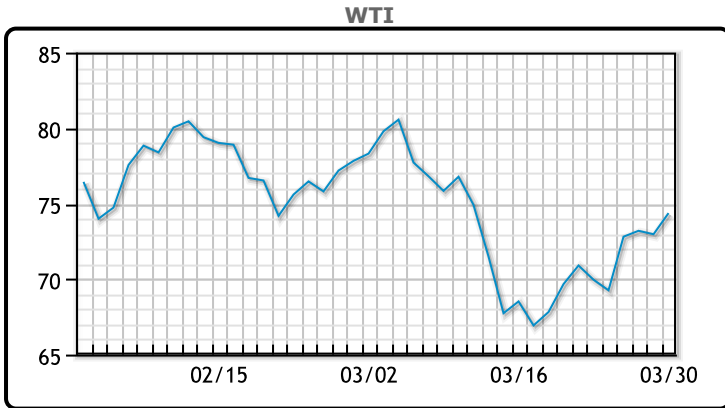
<https://www.pflpetroleum.com>
 1865 Veterans Park Dr. Suite 303
 Naples, Florida 34109
 Phone: 239-390-2885
 Fax: 239-949-0611
 Mar 30, 2023 9:39 PM

Major Energy Futures		
	Settle	Change
Brent	79.27	0.99
Gas Oil	756.25	-6.5
Natural Gas	2.104	-0.08
RBOB	266.14	-0.67
ULSD	262.37	-3.44
WTI	74.37	1.4

Market Commentary

Oil prices rose on Thursday, supported by lower U.S. crude stockpiles and a halt to exports from Iraq's Kurdistan region, which offset pressure from a smaller-than-expected cut to Russian supplies. Producers have shut in or reduced output at several oilfields in the semi-autonomous Kurdistan region of northern Iraq following a halt to the northern export pipeline. More outages are on the horizon. Also supporting prices was a Wednesday report from the U.S. EIA that U.S. crude oil stockpiles fell unexpectedly. U.S. West Texas Intermediate crude rose \$1.40 per barrel day over day, or 1.9%, to close at \$74.37 per barrel. Brent crude futures rose 99 cents, or 1.3% day over day, closing at US\$79.27 per barrel.

Crude & Product Markets

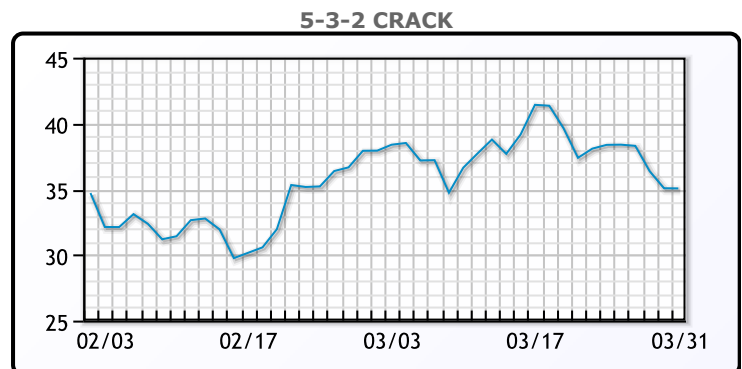
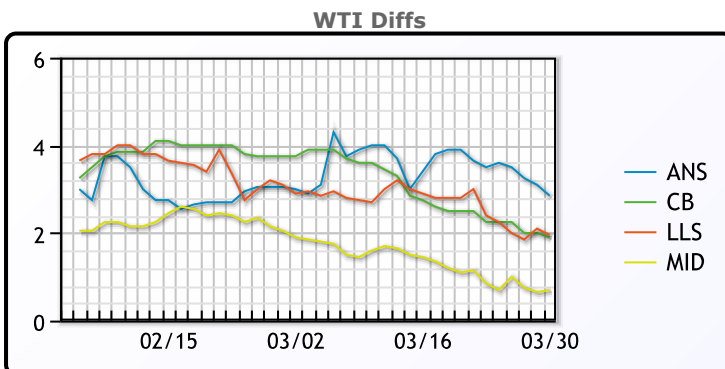


CRUDE

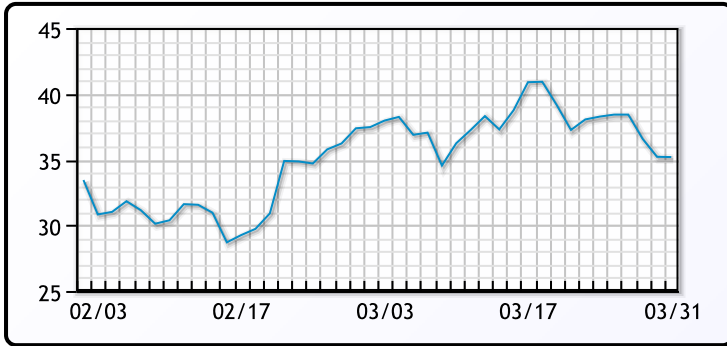
	Last	Week Ago	Month Ago
ANS	77.22	73.46	80.05
BLS	76.27	72.21	80.8
LLS	76.32	72.36	79.95
Mid	75.07	70.81	78.95
WTI	74.37	69.96	77.05

PRODUCTS

	Last	Week Ago	Month Ago
Gulf RBOB	260.03	254.96	235.7
Gulf ULSD	252.63	260.22	277.56
NYH RBOB	240.64	237.09	238.45
NYH ULSD	262.25	269.22	281.27
USGC 3%	60.88	56.125	57.38



3-2-1 Crack



Gulf 3-2-1 Crack



NGLs

MB

	Last	Week Ago	Month Ago
Butane	87.8	78.9	116.8
IsoButane	100.8	104	119.8
Natural Gasoline	158.5	153.8	168
Propane	78	75.6	83.4

CONWAY

	Last	Week Ago	Month Ago
Butane	90	87.5	119
IsoButane	104.5	109	175
Natural Gasoline	155.5	153	175
Propane	75.3	72.3	78.9

MB NON

	Last	Week Ago	Month Ago
Butane	92.8	90.9	119.8
IsoButane	100.8	104	119.8
Natural Gasoline	154.5	150.8	165
Propane	78	75.6	84.4

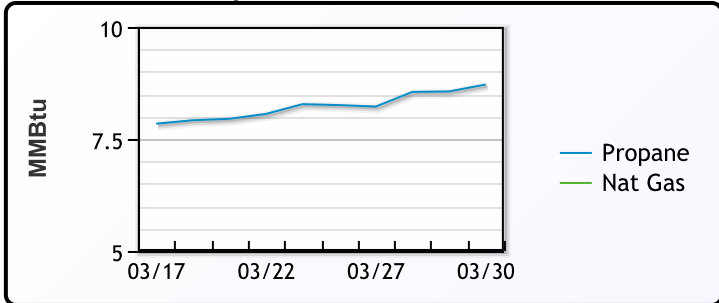
EDMONTON

	Last	Week Ago	Month Ago
Propane	55.3	53.3	55.4

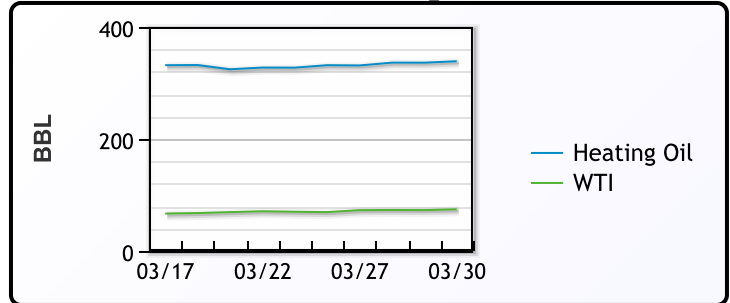
SARNIA

	Last	Week Ago	Month Ago
Propane	94.3	88.8	96.3

Propane MT.B Tet vs Nat Gas



WTI vs Heating Oil



FX

	Last	Change
CAD	1.3508	-0.0015
DXY	102.09	-0.054
Gold	1983.61	3.24

RATES

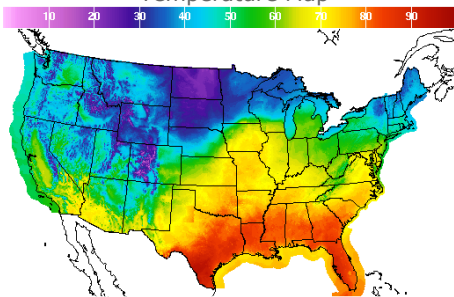
	Last	Change
US 2yr	4.1133	-0.0062
US 10yr	3.5563	0.0075
CAN 10yr	2.935	-0.003

EQUITIES

	Last	Change
Nasdaq	12013.47	87.23
TSX	1197.342	5.266
S&P 500	4050.83	23.02

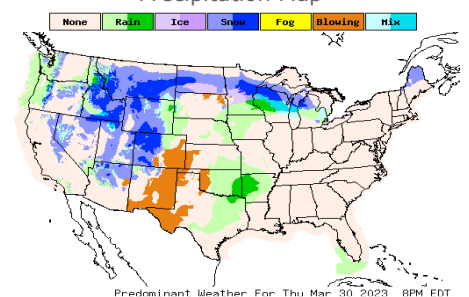
Weather Data

Temperature Map



City	HIGH °F	LOW °F
Calgary	32	21
Conway	28	5
Cushing	62	50
Denver	64	33
Houston	75	62
Mont Belvieu	73	59
Sarnia	38	24
Williston	31	6

Precipitation Map



This report has been prepared by PFL Petroleum Limited personnel for your information only and the views expressed are intended to provide market commentary and are not recommendations. This report is not an offer to sell or a solicitation of any offer to buy any security. The information contained herein has been compiled by PFL from sources believed to be reliable, but no representation or warranty, express or implied, is made by PFL Petroleum Limited, its affiliates or any other person as to its accuracy, completeness or correctness. Copyright 2017 PFL Petroleum Limited. All Rights Reserved