



MARKET DAILY

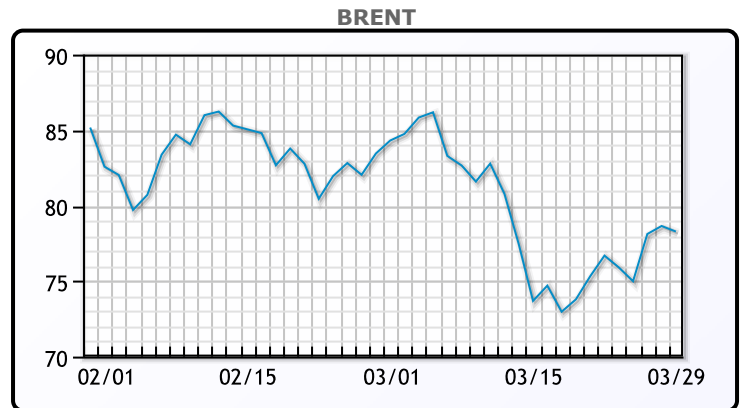
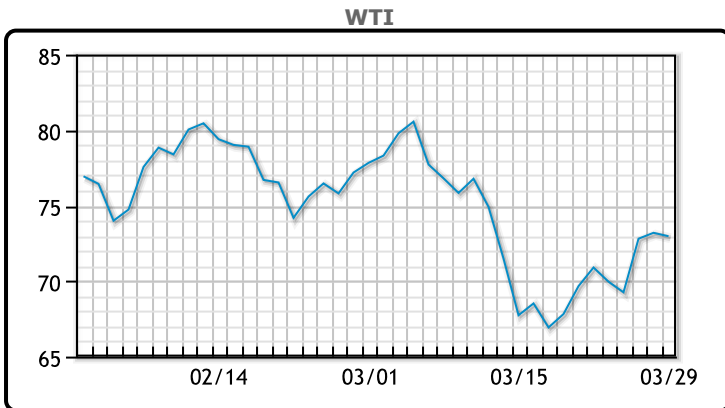
<https://www.pflpetroleum.com>
 1865 Veterans Park Dr. Suite 303
 Naples, Florida 34109
 Phone: 239-390-2885
 Fax: 239-949-0611
 Mar 29, 2023 7:31 PM

Major Energy Futures		
	Settle	Change
Brent	78.28	-0.37
Gas Oil	762.75	14.25
Natural Gas	2.184	0.037
RBOB	266.81	-4.4
ULSD	265.81	-11.15
WTI	72.97	-0.23

Market Commentary

Oil edged lower on Wednesday in choppy trade on profit taking from two straight days of gains. According to the EIA U.S. crude oil stockpiles fell unexpectedly last week as refineries ramped up operations after maintenance season and U.S. imports fell to a two-year low. Crude inventories fell by 7.5 million barrels in the week ending March 24th to 473.7 million. Stocks at the Cushing fell by 1.6 million barrels. Refinery operations hit their highest level so far this year with crude runs rising 437,000 barrels per day to 15.8 million barrels per day, and utilization rates were up by 1.7% to 90.3% of total capacity. U.S. West Texas Intermediate crude fell 23 cents, or 0.3 %, to settle at \$72.97 per barrel. Brent crude also closed lower down 37 cents day over day to close at US\$78.28 per barrel.

Crude & Product Markets

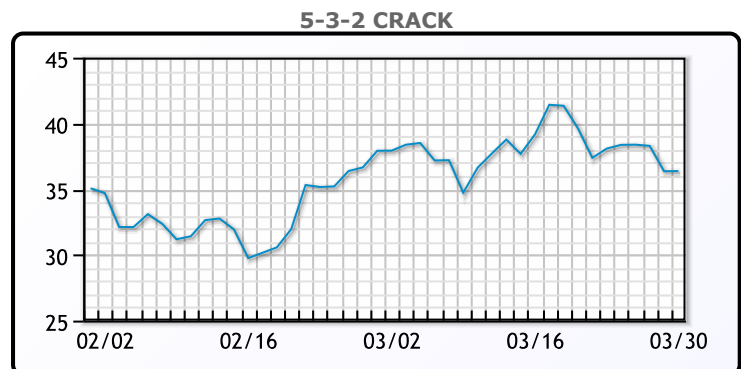
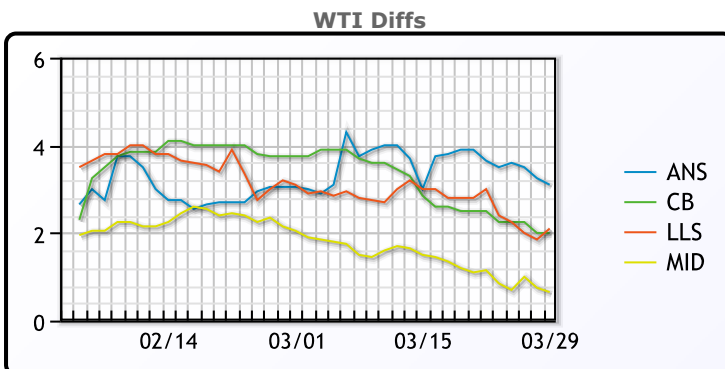


CRUDE

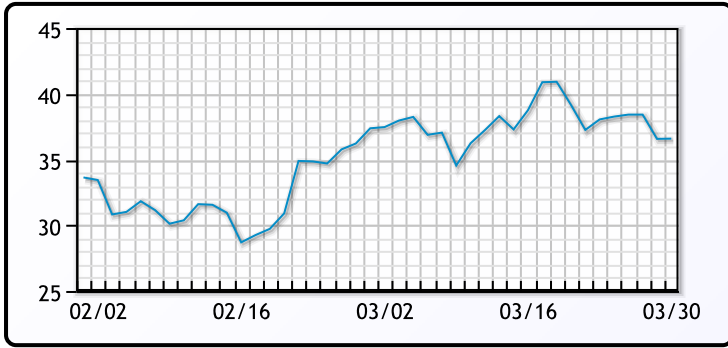
	Last	Week Ago	Month Ago
ANS	76.07	74.45	80.05
BLS	74.97	73.3	80.8
LLS	75.07	73.8	79.95
Mid	73.62	71.95	78.95
WTI	72.97	70.8	77.05

PRODUCTS

	Last	Week Ago	Month Ago
Gulf RBOB	261.98	255.32	235.7
Gulf ULSD	254.9	265.28	277.56
NYH RBOB	241.81	237.57	238.45
NYH ULSD	265.31	274.655	281.27
USGC 3%	59.12	55.375	57.38



3-2-1 Crack



Gulf 3-2-1 Crack



NGLs

MB

	Last	Week Ago	Month Ago
Butane	88.5	79.3	116.8
IsoButane	101.9	101.7	119.8
Natural Gasoline	158	153.5	168
Propane	79.8	75.8	83.4

CONWAY

	Last	Week Ago	Month Ago
Butane	89.5	87	119
IsoButane	107	109.5	175
Natural Gasoline	156.3	153.5	175
Propane	76.4	71.8	78.9

MB NON

	Last	Week Ago	Month Ago
Butane	93.5	91.3	119.8
IsoButane	101.9	101.7	119.8
Natural Gasoline	154	150.5	165
Propane	79.8	75.3	84.4

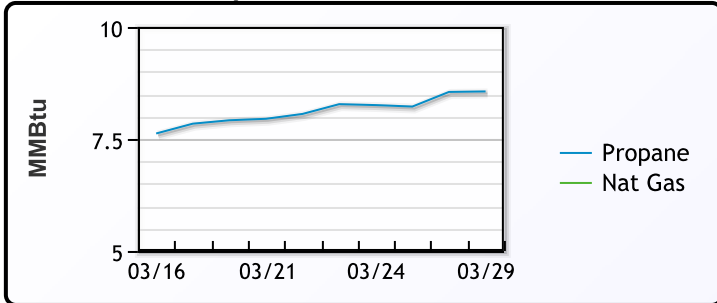
EDMONTON

	Last	Week Ago	Month Ago
Propane	57.4	52.8	55.4

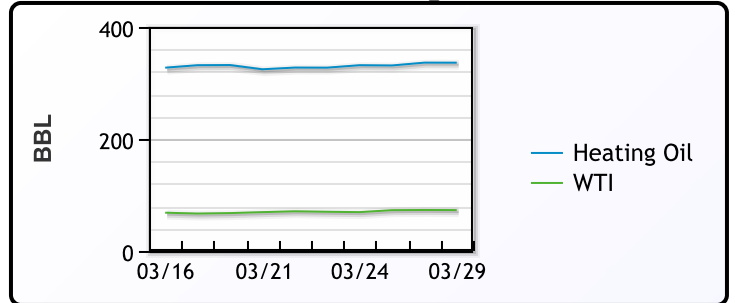
SARNIA

	Last	Week Ago	Month Ago
Propane	94.3	88.5	96.3

Propane MT.B Tet vs Nat Gas



WTI vs Heating Oil



FX

	Last	Change
CAD	1.3561	0.0002
DXY	102.64	0.21
Gold	1963.94	-0.76

RATES

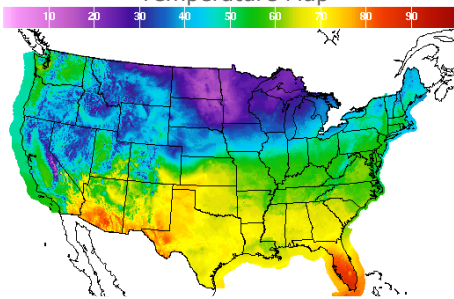
	Last	Change
US 2yr	4.0989	0.0206
US 10yr	3.5639	-0.0057
CAN 10yr	2.938	-0.008

EQUITIES

	Last	Change
Nasdaq	11926.24	210.16
TSX	1192.076	11.8
S&P 500	4027.81	56.54

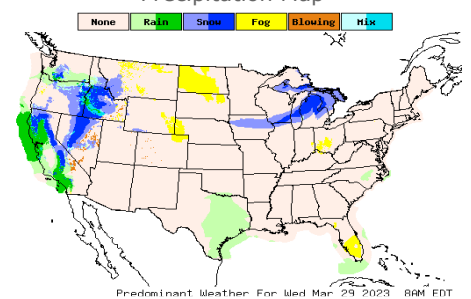
Weather Data

Temperature Map



City	HIGH °F	LOW °F
Calgary	38	14
Conway	21	-1
Cushing	67	39
Denver	49	32
Houston	67	60
Mont Belvieu	67	58
Sarnia	43	29
Williston	29	-7

Precipitation Map



This report has been prepared by PFL Petroleum Limited personnel for your information only and the views expressed are intended to provide market commentary and are not recommendations. This report is not an offer to sell or a solicitation of any offer to buy any security. The information contained herein has been compiled by PFL from sources believed to be reliable, but no representation or warranty, express or implied, is made by PFL Petroleum Limited, its affiliates or any other person as to its accuracy, completeness or correctness. Copyright 2017 PFL Petroleum Limited. All Rights Reserved