



# MARKET DAILY

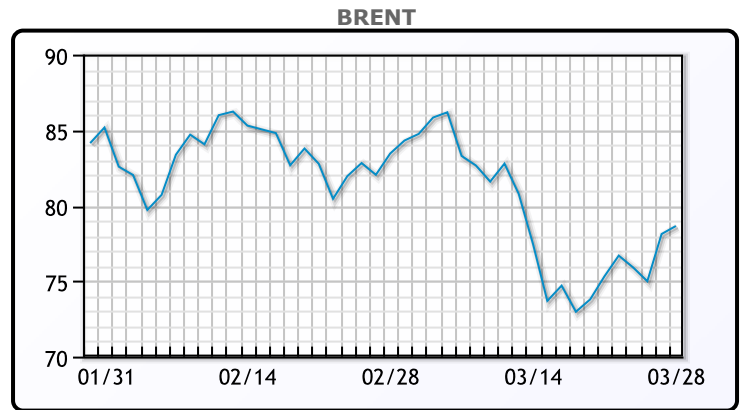
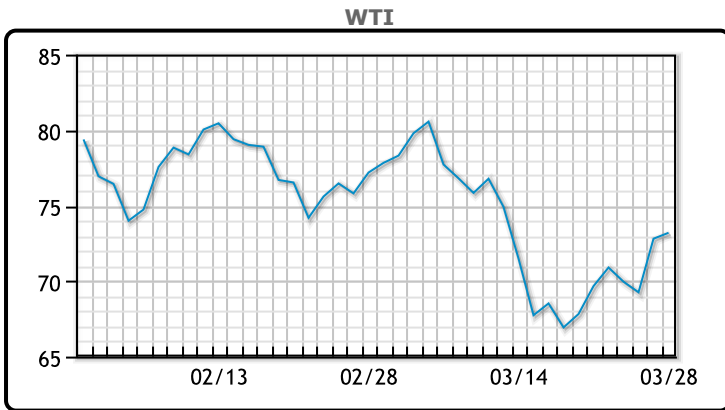
<https://www.pflpetroleum.com>  
 1865 Veterans Park Dr. Suite 303  
 Naples, Florida 34109  
 Phone: 239-390-2885  
 Fax: 239-949-0611  
 Mar 28, 2023 8:29 PM

Major Energy Futures		
	Settle	Change
Brent	78.65	0.53
Gas Oil	782.75	14.25
Natural Gas	2.03	-0.058
RBOB	271.21	2.79
ULSD	276.96	-0.08
WTI	73.2	0.39

**Market Commentary**

On Monday, prices rallied more than \$3 after Iraq was forced to halt exports of 450,000 barrels per day from its northern Kurdistan region through Turkey after an arbitration decision confirmed Baghdad's consent was needed to ship the oil. Crude oil prices continued to trade higher on Tuesday, extending sharp gains from the previous session on supply concerns and hopes that banking sector turmoil is somewhat contained. West Texas Intermediate (WTI) crude settled at \$73.20 per barrel, gaining 39 cents per barrel day over day, or 0.5%. Brent crude futures settled at US\$78.65 per barrel, up 53 cents day over day, or 0.7%. Meanwhile, Natural gas traded down 11.8 cents per MMBTU at Henry closing at \$2.088 per MMBTU – what a bargain. It is our feeling that we have hit a bottom on Natgas or close to it.

## Crude & Product Markets

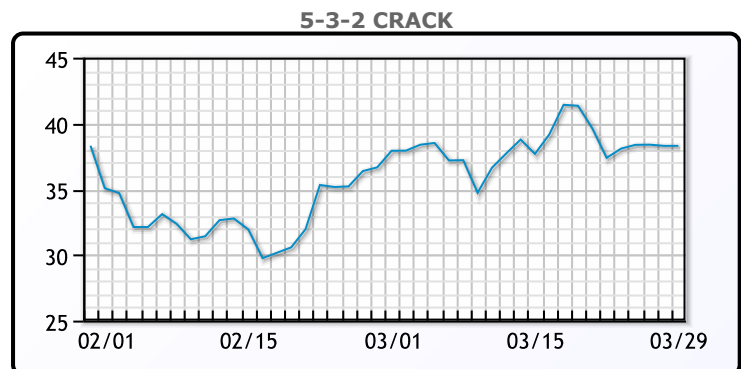
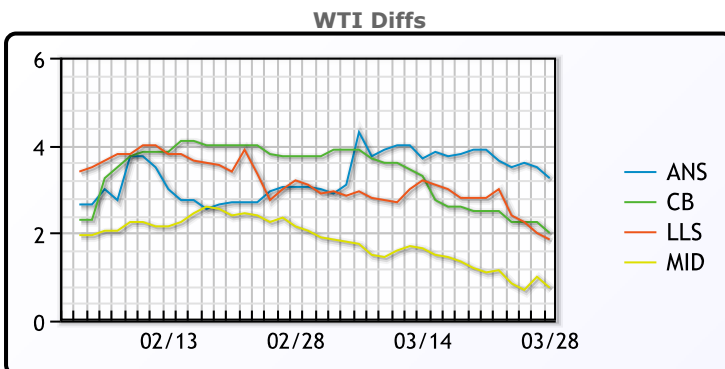


**CRUDE**

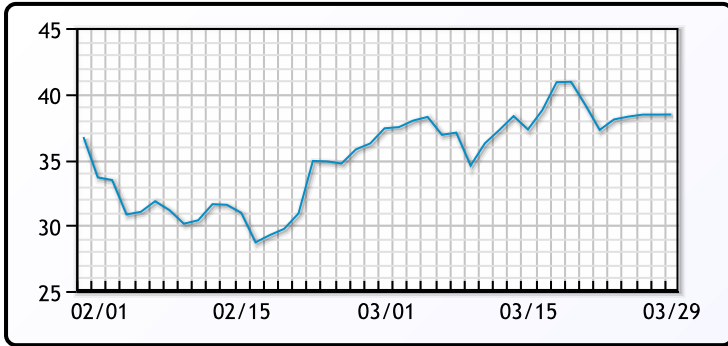
	Last	Week Ago	Month Ago
ANS	76.45	73.23	80.05
BLS	75.2	71.83	80.8
LLS	75.05	72.13	79.95
Mid	73.95	70.43	78.95
WTI	73.2	69.33	77.05

**PRODUCTS**

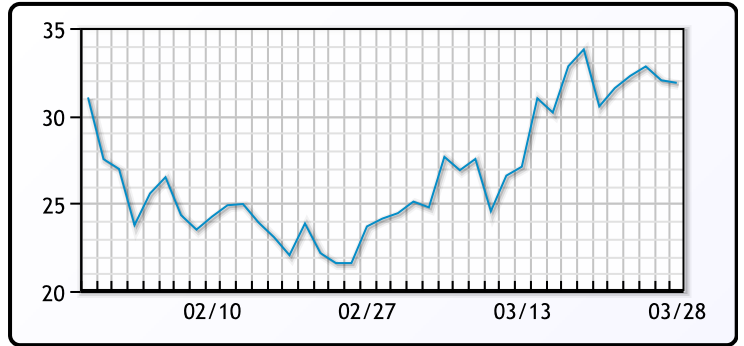
	Last	Week Ago	Month Ago
Gulf RBOB	267.05	250.64	235.7
Gulf ULSD	265.74	262.02	277.56
NYH RBOB	246.46	232.14	238.45
NYH ULSD	277.71	269.52	281.27
USGC 3%	58.12	54.125	57.38



**3-2-1 Crack**



**Gulf 3-2-1 Crack**



**NGLs**

**MB**

	Last	Week Ago	Month Ago
Butane	87.8	76.8	116.8
IsoButane	103.8	100.5	119.8
Natural Gasoline	161.3	150	168
Propane	78.4	73.8	83.4

**CONWAY**

	Last	Week Ago	Month Ago
Butane	90	83.5	119
IsoButane	109.5	109.5	175
Natural Gasoline	158	152	175
Propane	75	70	78.9

**MB NON**

	Last	Week Ago	Month Ago
Butane	93.8	88.8	119.8
IsoButane	103.8	100.5	119.8
Natural Gasoline	157.3	147	165
Propane	78.4	73.3	84.4

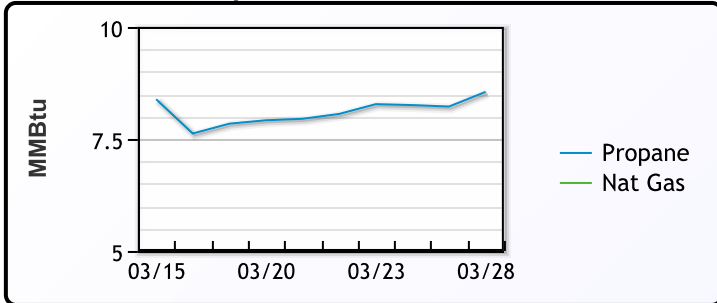
**EDMONTON**

	Last	Week Ago	Month Ago
Propane	56	51	55.4

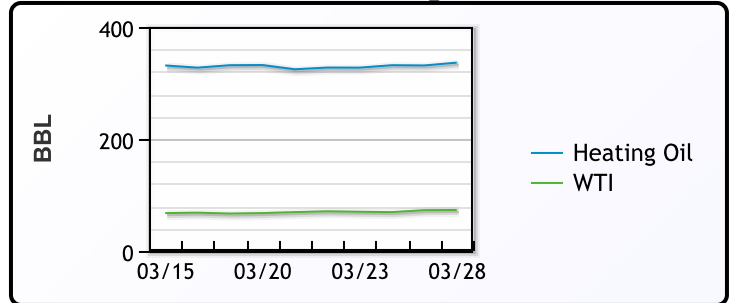
**SARNIA**

	Last	Week Ago	Month Ago
Propane	94.3	88.5	96.3

**Propane MT.B Tet vs Nat Gas**



**WTI vs Heating Oil**



**FX**

	Last	Change
CAD	1.3592	-0.0009
DXY	102.466	0.036
Gold	1971.49	-2.05

**RATES**

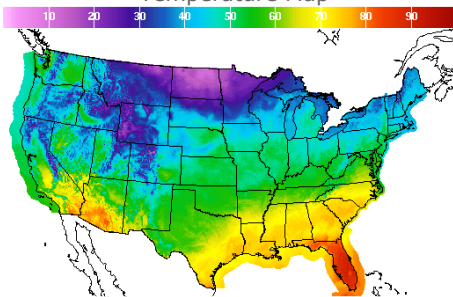
	Last	Change
US 2yr	4.0783	0
US 10yr	3.5658	-0.0038
CAN 10yr	2.946	0.051

**EQUITIES**

	Last	Change
Nasdaq	11716.08	-52.76
TSX	1180.276	1.447
S&P 500	3971.27	-6.26

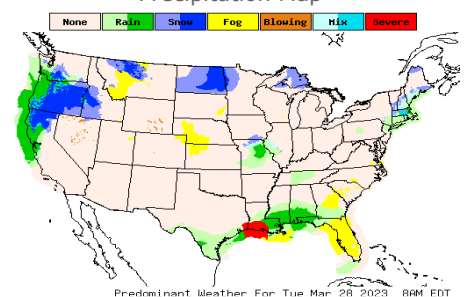
**Weather Data**

**Temperature Map**



City	HIGH °F	LOW °F
Calgary	30	8
Conway	16	-6
Cushing	54	38
Denver	46	25
Houston	74	65
Mont Belvieu	73	64
Sarnia	42	31
Williston	20	-7

**Precipitation Map**



This report has been prepared by PFL Petroleum Limited personnel for your information only and the views expressed are intended to provide market commentary and are not recommendations. This report is not an offer to sell or a solicitation of any offer to buy any security. The information contained herein has been compiled by PFL from sources believed to be reliable, but no representation or warranty, express or implied, is made by PFL Petroleum Limited, its affiliates or any other person as to its accuracy, completeness or correctness. Copyright 2017 PFL Petroleum Limited. All Rights Reserved