



# MARKET DAILY

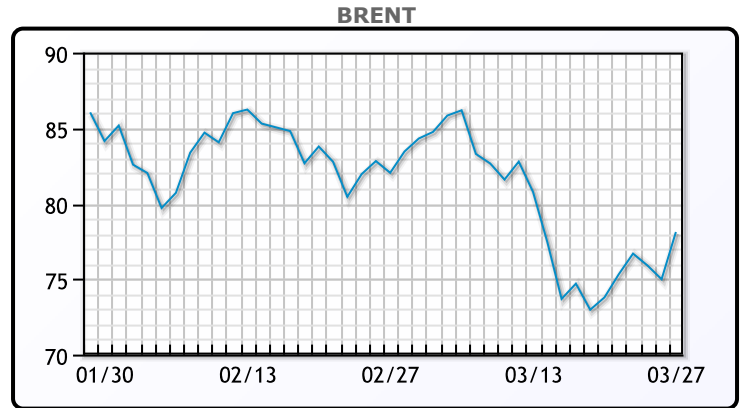
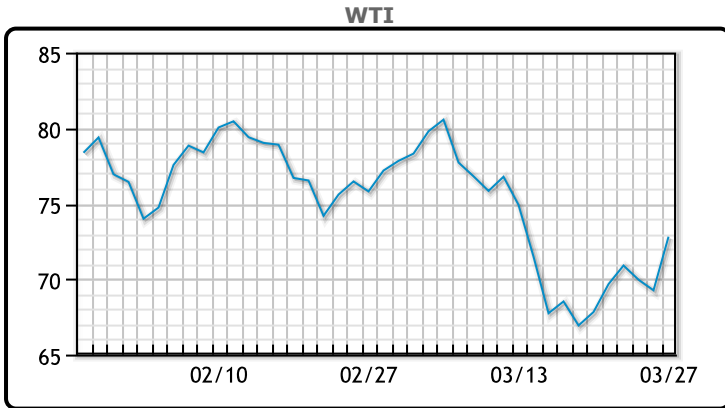
<https://www.pflpetroleum.com>  
 1865 Veterans Park Dr. Suite 303  
 Naples, Florida 34109  
 Phone: 239-390-2885  
 Fax: 239-949-0611  
 Mar 27, 2023 8:15 PM

Major Energy Futures		
	Settle	Change
Brent	78.12	3.3
Gas Oil	768.5	3.25
Natural Gas	2.088	-0.128
RBOB	268.42	9.57
ULSD	277.04	7.52
WTI	72.81	3.55

**Market Commentary**

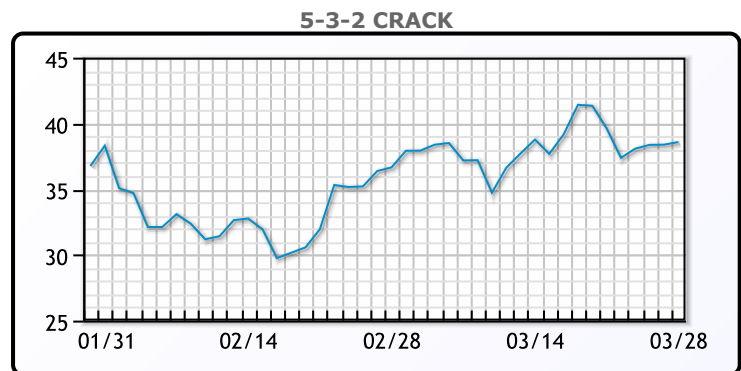
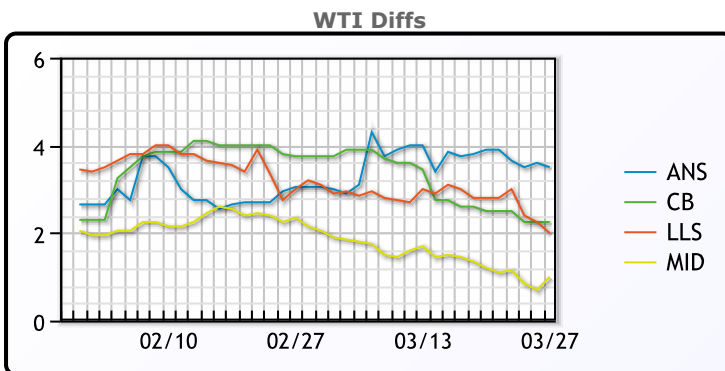
Oil prices were higher today after an explosion in Iraq's Kurdistan region added to worries about oil supply. "Now we have this new wrinkle here... It's production that we really can't afford to lose," said John Kilduff, adding that the loss of supply would amplify any other future force majeure or production outages. On the demand side, China's crude oil imports are expected to rise 6.2% in 2023 from last year's level to 540 million tons, according to an annual forecast by a research unit of China National Petroleum Corp on Monday. Oil prices also drew support from worries of geopolitical turmoil after Russian President Vladimir Putin's plans to station tactical nuclear weapons in Belarus, one of Russia's most pronounced nuclear signals yet. WTI traded up \$3.55 or 5.1% to close at \$72.81. Brent traded up \$3.13 or 4.2% to close at \$78.12.

## Crude & Product Markets

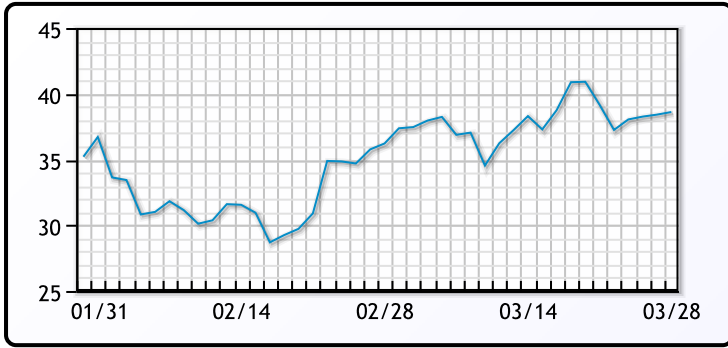


CRUDE	Last	Week Ago	Month Ago
ANS	76.31	71.54	78.73
BLS	75.06	70.14	79.43
LLS	74.81	70.44	78.78
Mid	73.81	68.84	77.73
WTI	72.81	67.64	75.68

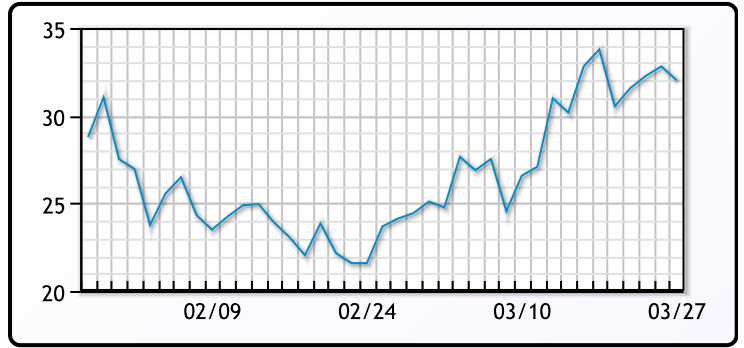
PRODUCTS	Last	Week Ago	Month Ago
Gulf RBOB	266.51	253.85	229.15
Gulf ULSD	269.79	260.96	277.78
NYH RBOB	243.92	232.1	231.58
NYH ULSD	277.79	269.21	281.48
USGC 3%	57.62	52.625	57.88



**3-2-1 Crack**



**Gulf 3-2-1 Crack**



**NGLs**

**MB**

	Last	Week Ago	Month Ago
Butane	82	79.9	137
IsoButane	105.5	102.8	140.5
Natural Gasoline	160	146.5	165.3
Propane	78.3	72.8	81

**CONWAY**

	Last	Week Ago	Month Ago
Butane	88.3	84.5	134
IsoButane	109	111	154.5
Natural Gasoline	156	146.9	163.5
Propane	74.8	68.3	77.8

**MB NON**

	Last	Week Ago	Month Ago
Butane	93.5	87.1	140.5
IsoButane	105.5	102.8	140.5
Natural Gasoline	156	145	162.3
Propane	128.1	72	82

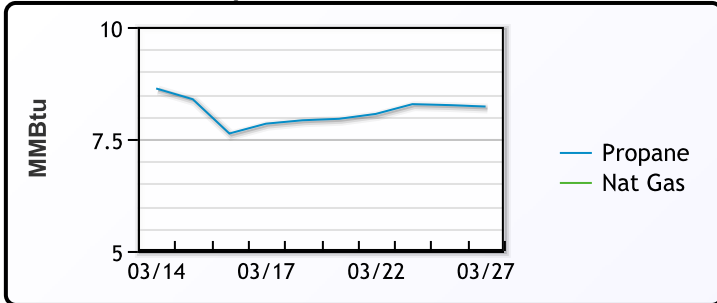
**EDMONTON**

	Last	Week Ago	Month Ago
Propane	55.8	49.3	54.3

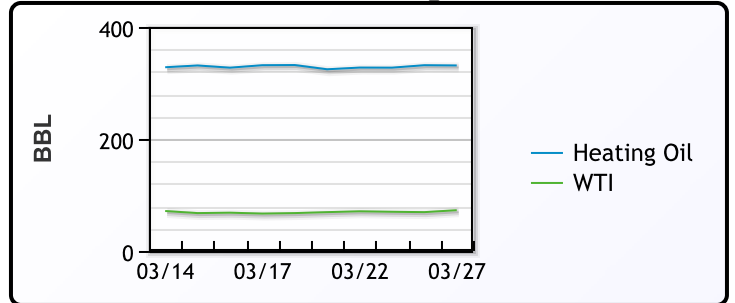
**SARNIA**

	Last	Week Ago	Month Ago
Propane	88.8	88.5	96.2

**Propane MT.B Tet vs Nat Gas**



**WTI vs Heating Oil**



**FX**

	Last	Change
CAD	1.3654	-0.0007
DXY	102.731	-0.126
Gold	1958.78	2.11

**RATES**

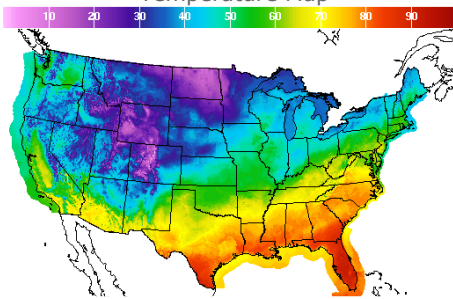
	Last	Change
US 2yr	3.9427	-0.0525
US 10yr	3.5185	-0.0114
CAN 10yr	2.895	0.149

**EQUITIES**

	Last	Change
Nasdaq	11768.84	-55.12
TSX	1178.829	7.168
S&P 500	3977.53	6.54

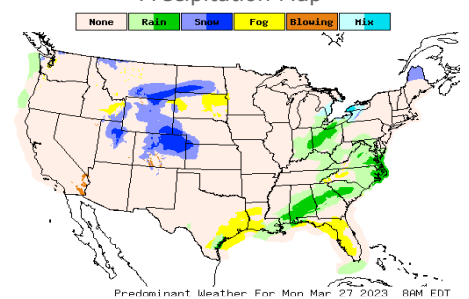
**Weather Data**

**Temperature Map**



City	HIGH °F	LOW °F
Calgary	26	11
Conway	15	-2
Cushing	58	35
Denver	33	25
Houston	76	67
Mont Belvieu	77	67
Sarnia	38	33
Williston	24	-1

**Precipitation Map**



This report has been prepared by PFL Petroleum Limited personnel for your information only and the views expressed are intended to provide market commentary and are not recommendations. This report is not an offer to sell or a solicitation of any offer to buy any security. The information contained herein has been compiled by PFL from sources believed to be reliable, but no representation or warranty, express or implied, is made by PFL Petroleum Limited, its affiliates or any other person as to its accuracy, completeness or correctness. Copyright 2017 PFL Petroleum Limited. All Rights Reserved