



MARKET DAILY

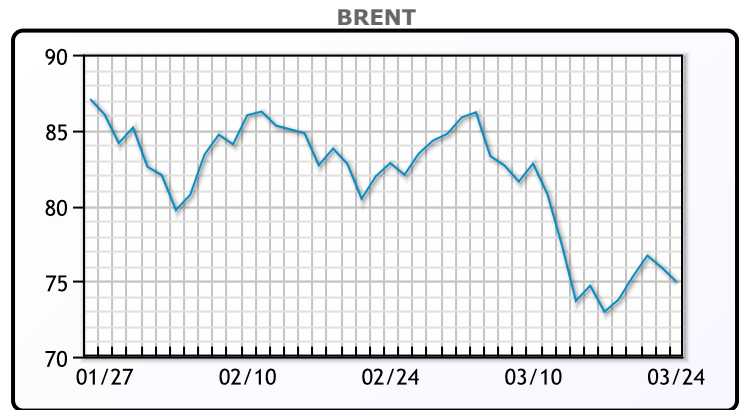
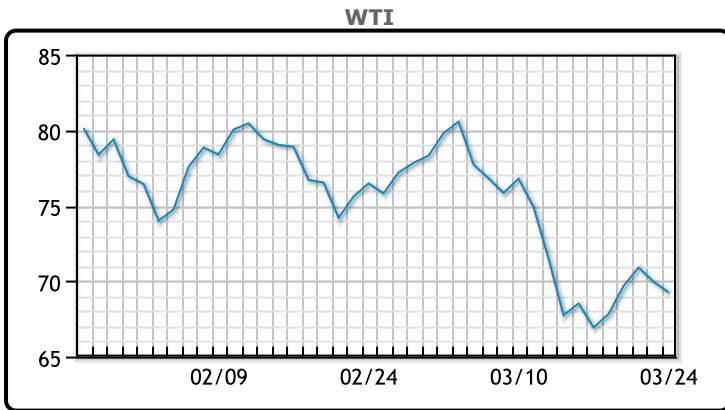
<https://www.pflpetroleum.com>
 1865 Veterans Park Dr. Suite 303
 Naples, Florida 34109
 Phone: 239-390-2885
 Fax: 239-949-0611
 Mar 24, 2023 9:10 PM

Major Energy Futures		
	Settle	Change
Brent	74.99	-0.93
Gas Oil	765.25	-3.25
Natural Gas	2.216	-0.017
RBOB	258.85	1.27
ULSD	269.52	-5.56
WTI	69.26	-0.70

Market Commentary

Oil prices were down today but both benchmarks closed higher for the week with Brent up \$2.8% and WTI up 3.8%. Treasury Secretary Yellen convened an emergency meeting of the Financial Stability Oversight Council today, which includes the Federal Reserve and senior officials of key financial regulators. This has brought speculation of more problems to come in the banking sector or even a possible pivot of interest rate policy. "We're riding along macroeconomic headwinds, and there's a newfound correlation with equities" said John Kilduff, partner at Again Capital LLC in New York. Oil drew some support from strong demand expectations from China. Goldman Sachs said commodities demand was surging in the world's biggest oil importer, with oil demand topping 16 million bpd. WTI traded down \$.70 or -1% to close at \$69.26. Brent traded down \$.93 or -1.2% to close at \$74.99.

Crude & Product Markets

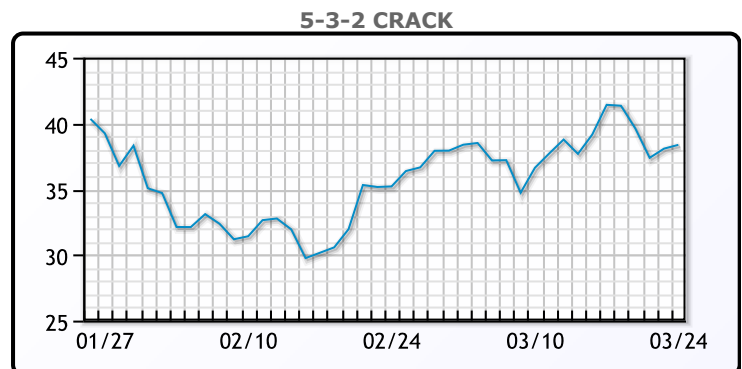
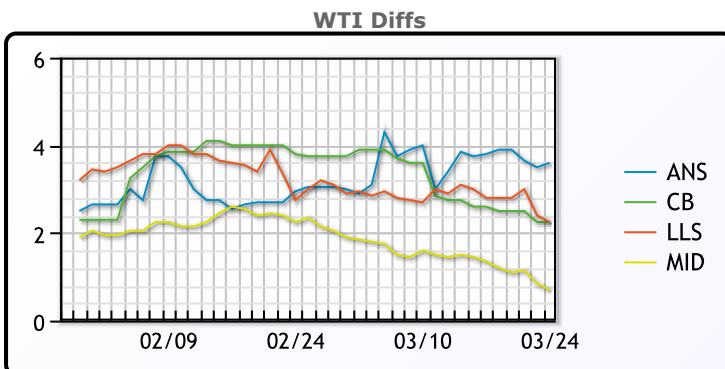


CRUDE

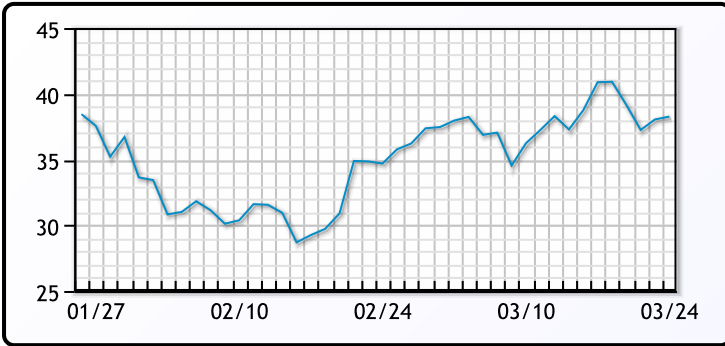
	Last	Week Ago	Month Ago
ANS	72.91	70.54	79.37
BLS	71.56	69.34	80.07
LLS	71.56	69.54	79.52
Mid	70.01	68.09	78.47
WTI	69.31	66.74	76.32

PRODUCTS

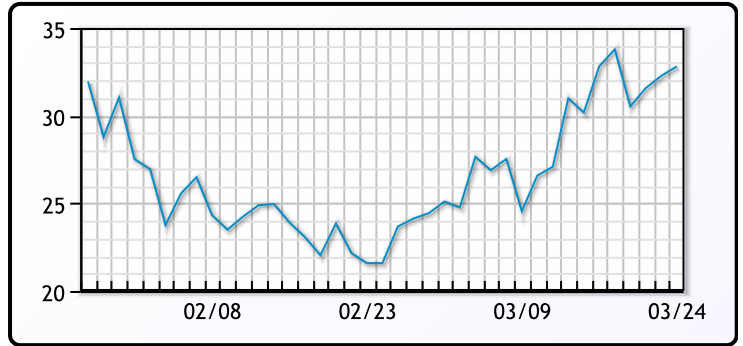
	Last	Week Ago	Month Ago
Gulf RBOB	256.11	252.65	228.14
Gulf ULSD	261.02	260.995	273.46
NYH RBOB	232.6	228.65	229.75
NYH ULSD	270.39	269.37	278.5
USGC 3%	54.62	51.875	58.38



3-2-1 Crack



Gulf 3-2-1 Crack



NGLs

MB

	Last	Week Ago	Month Ago
Butane	78.5	80.8	133
IsoButane	102.5	96.5	134
Natural Gasoline	153	144.5	167.3
Propane	75.3	72.5	82

CONWAY

	Last	Week Ago	Month Ago
Butane	87.3	84.8	125
IsoButane	108	110	140
Natural Gasoline	151.5	145	165.8
Propane	71.5	68.8	78.8

MB NON

	Last	Week Ago	Month Ago
Butane	90.5	88	133
IsoButane	102.5	96.5	134
Natural Gasoline	150	143	164.3
Propane	75.3	72.3	84

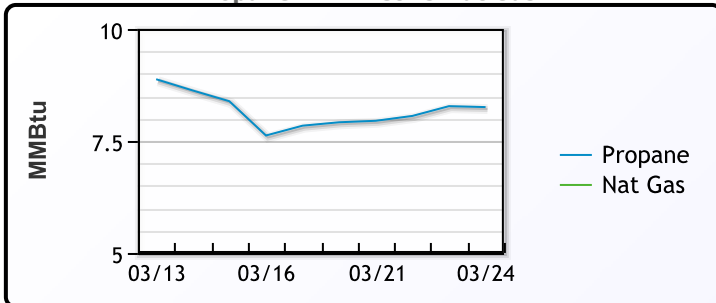
EDMONTON

	Last	Week Ago	Month Ago
Propane	52	49.8	55.3

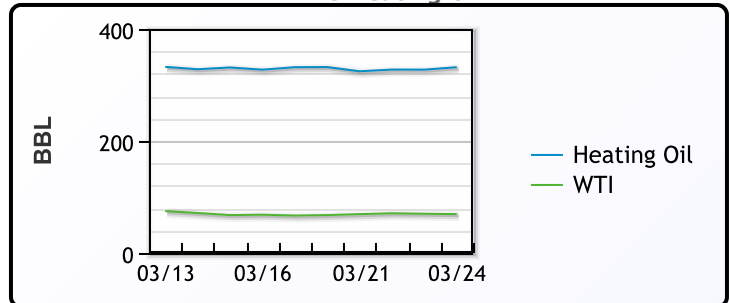
SARNIA

	Last	Week Ago	Month Ago
Propane	88.8	87.8	96.3

Propane MT.B Tet vs Nat Gas



WTI vs Heating Oil



FX

	Last	Change
CAD	1.3744	0.0029
DXY	103.116	0.584
Gold	1978.21	-15.19

RATES

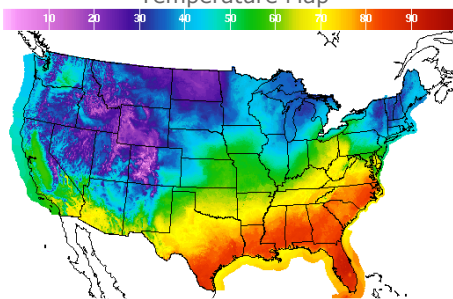
	Last	Change
US 2yr	3.7667	-0.0663
US 10yr	3.3762	-0.0504
CAN 10yr	2.746	-0.001

EQUITIES

	Last	Change
Nasdaq	11823.96	36.56
TSX	1171.661	3.554
S&P 500	3970.99	22.27

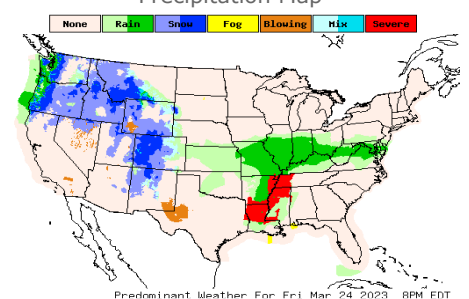
Weather Data

Temperature Map



City	HIGH °F	LOW °F
Calgary	30	21
Conway	31	9
Cushing	53	44
Denver	49	33
Houston	81	71
Mont Belvieu	76	69
Sarnia	35	31
Williston	32	8

Precipitation Map



This report has been prepared by PFL Petroleum Limited personnel for your information only and the views expressed are intended to provide market commentary and are not recommendations. This report is not an offer to sell or a solicitation of any offer to buy any security. The information contained herein has been compiled by PFL from sources believed to be reliable, but no representation or warranty, express or implied, is made by PFL Petroleum Limited, its affiliates or any other person as to its accuracy, completeness or correctness. Copyright 2017 PFL Petroleum Limited. All Rights Reserved