



# MARKET DAILY

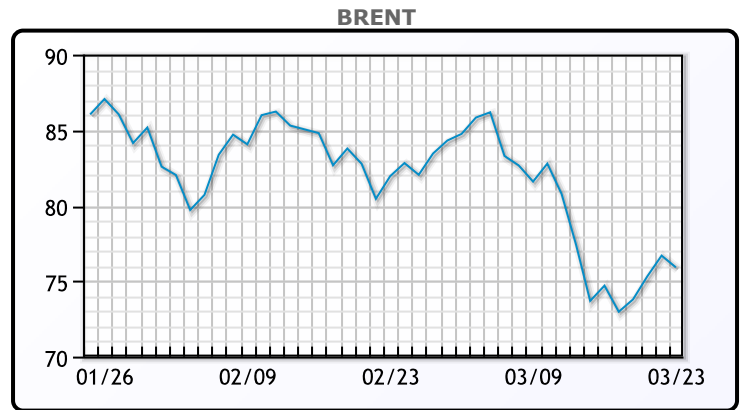
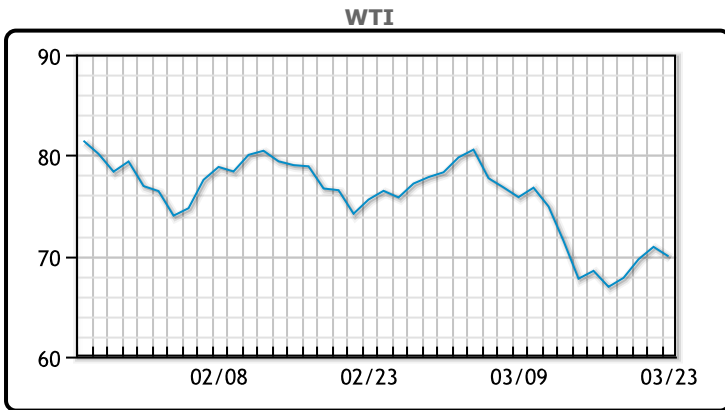
<https://www.pflpetroleum.com>  
 1865 Veterans Park Dr. Suite 303  
 Naples, Florida 34109  
 Phone: 239-390-2885  
 Fax: 239-949-0611  
 Mar 23, 2023 8:05 PM

Major Energy Futures		
	Settle	Change
Brent	75.91	-0.78
Gas Oil	781.25	14
Natural Gas	2.154	-0.017
RBOB	260.59	1.27
ULSD	268.47	-5.56
WTI	69.96	-0.94

**Market Commentary**

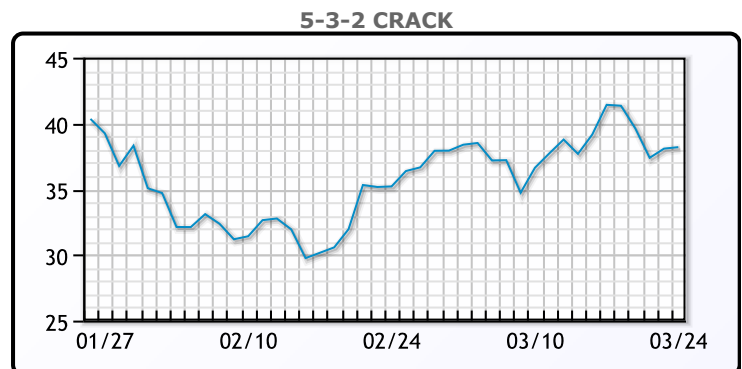
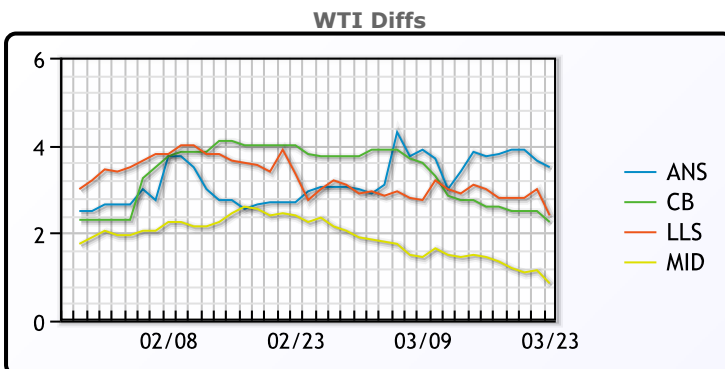
Oil prices were lower today, reversing earlier gains as comments from the US Secretary of Energy sent prices lower. Secretary Granholm told lawmakers that it could take years to refill the SPR. Granholm's comments fed worries about potential oversupply, especially as the Energy Department plans to proceed with an additional release of 26 million barrel as part of its congressional mandate, UBS analyst Giovanni Staunovo said. The dollar index slipped to its lowest today since February 3rd. Supporting prices, RBOB gasoline futures hit a 10 day high today after yesterday's 6MM/bbl draw, the largest since September 2021. WTI traded down \$.94 or -1.3% to close at \$69.96. Brent traded down \$.78 or 1% to close at \$75.91.

## Crude & Product Markets

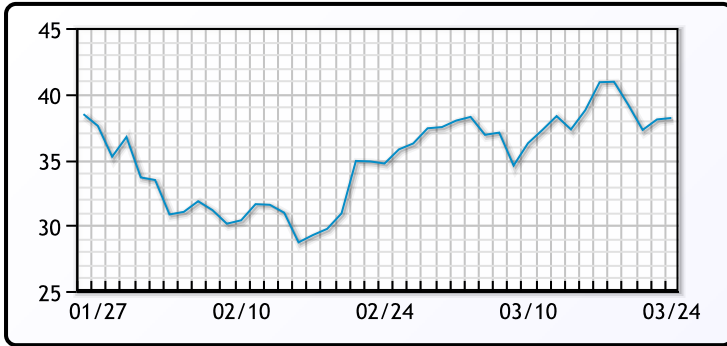


CRUDE			
	Last	Week Ago	Month Ago
ANS	73.46	72.1	78.29
BLS	72.21	70.95	78.99
LLS	72.36	71.35	78.24
Mid	70.81	69.8	77.59
WTI	69.96	68.35	75.24

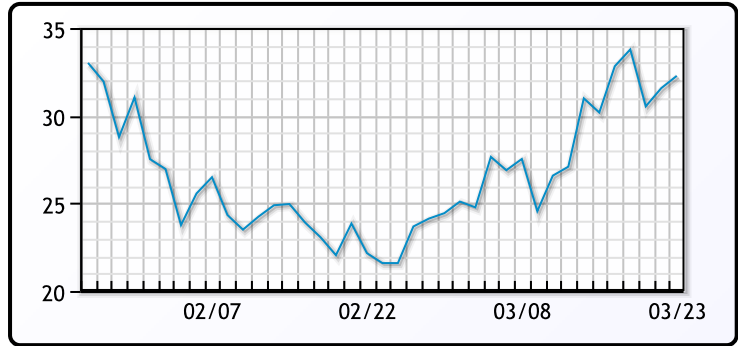
PRODUCTS			
	Last	Week Ago	Month Ago
Gulf RBOB	254.96	252.85	227.98
Gulf ULSD	260.22	258.85	264.7
NYH RBOB	237.09	228.6	231.2
NYH ULSD	269.22	265.85	269.06
USGC 3%	56.13	53.88	57.88



**3-2-1 Crack**



**Gulf 3-2-1 Crack**



**NGLs**

**MB**

	Last	Week Ago	Month Ago
Butane	78.9	80.3	128.25
IsoButane	104	95.8	129
Natural Gasoline	153.8	145	165.5
Propane	75.6	71.8	79.5

**CONWAY**

	Last	Week Ago	Month Ago
Butane	87.5	84	123.8
IsoButane	109	108.5	144
Natural Gasoline	153	146	164
Propane	72.3	68	77

**MB NON**

	Last	Week Ago	Month Ago
Butane	90.9	87.8	128.3
IsoButane	104	95.8	129
Natural Gasoline	150.8	143.5	162.5
Propane	75.6	71.5	81.4

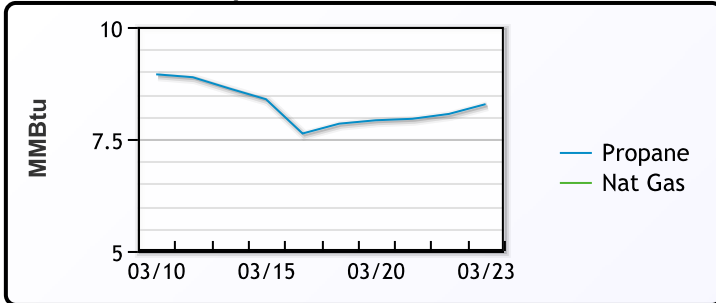
**EDMONTON**

	Last	Week Ago	Month Ago
Propane	53.3	49	53.5

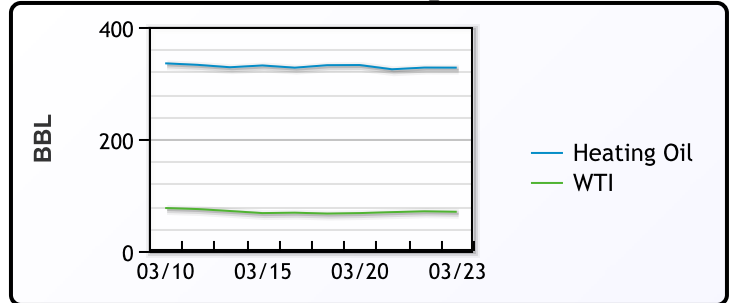
**SARNIA**

	Last	Week Ago	Month Ago
Propane	88.8	95.3	96.3

**Propane MT.B Tet vs Nat Gas**



**WTI vs Heating Oil**



**FX**

	Last	Change
CAD	1.372	0.0005
DXY	102.598	0.066
Gold	1990.68	-2.72

**RATES**

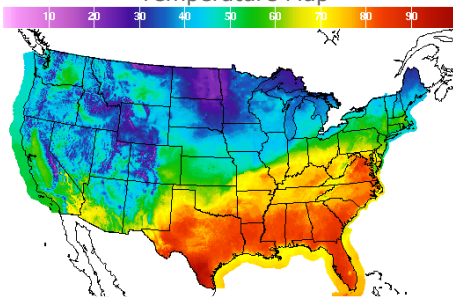
	Last	Change
US 2yr	3.8456	0.0126
US 10yr	3.4173	-0.0093
CAN 10yr	2.747	0.018

**EQUITIES**

	Last	Change
Nasdaq	11787.4	117.44
TSX	1168.107	-4.895
S&P 500	3948.72	11.75

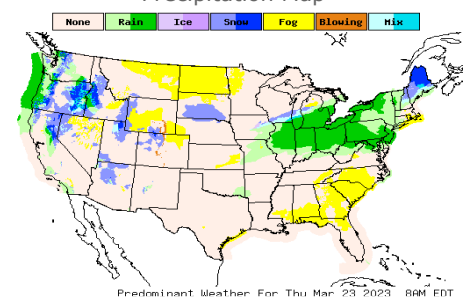
**Weather Data**

**Temperature Map**



City	HIGH °F	LOW °F
Calgary	41	23
Conway	25	1
Cushing	69	50
Denver	49	35
Houston	84	68
Mont Belvieu	77	67
Sarnia	45	33
Williston	36	-3

**Precipitation Map**



This report has been prepared by PFL Petroleum Limited personnel for your information only and the views expressed are intended to provide market commentary and are not recommendations. This report is not an offer to sell or a solicitation of any offer to buy any security. The information contained herein has been compiled by PFL from sources believed to be reliable, but no representation or warranty, express or implied, is made by PFL Petroleum Limited, its affiliates or any other person as to its accuracy, completeness or correctness. Copyright 2017 PFL Petroleum Limited. All Rights Reserved