



# MARKET DAILY

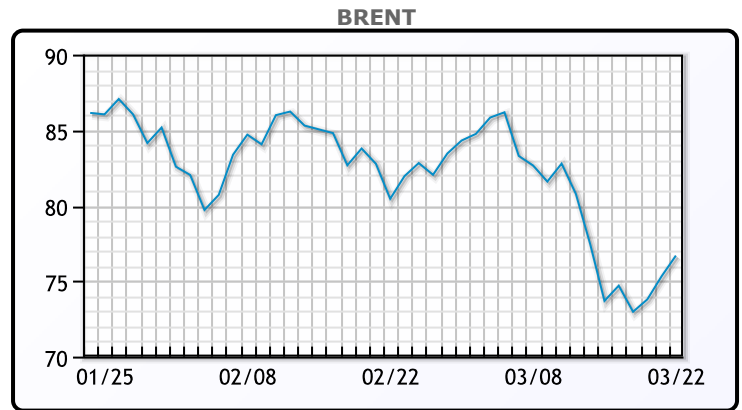
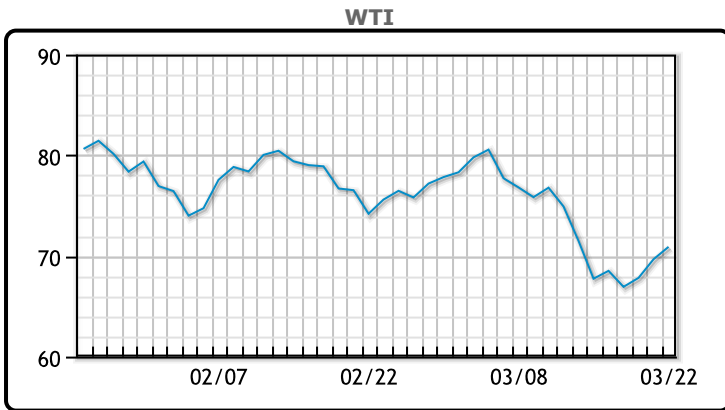
<https://www.pflpetroleum.com>  
 1865 Veterans Park Dr. Suite 303  
 Naples, Florida 34109  
 Phone: 239-390-2885  
 Fax: 239-949-0611  
 Mar 22, 2023 7:12 PM

Major Energy Futures		
	Settle	Change
Brent	76.69	1.37
Gas Oil	784.5	-1
Natural Gas	2.171	-0.177
RBOB	259.32	5.43
ULSD	274.03	5.01
WTI	70.9	1.23

**Market Commentary**

Oil prices were higher today on a weaker dollar and larger than expected crude build. The dollar slid today to a six week low despite a 25 bp hike from the Fed today as the central bank indicated they were likely to pause future rate hike plans. "Today's 25-point rate hike by the Fed provided no surprises but the accompanying language prompted some increase in risk appetite that easily spilled into the oil space," analysts at energy consulting firm Ritterbusch and Associates told customers in a note. Prices increased despite a rout in equity markets and a 1.1MM/bbl build in crude inventories that took levels to 22-month highs. Reuters had forecasted a 1.6MM/bbl draw. Gasoline and distillate inventories did fall more than expected. WTI traded up \$1.23 or 1.8% to close at \$70.90. Brent traded up \$1.37 or 1.8% to close at \$76.69.

## Crude & Product Markets

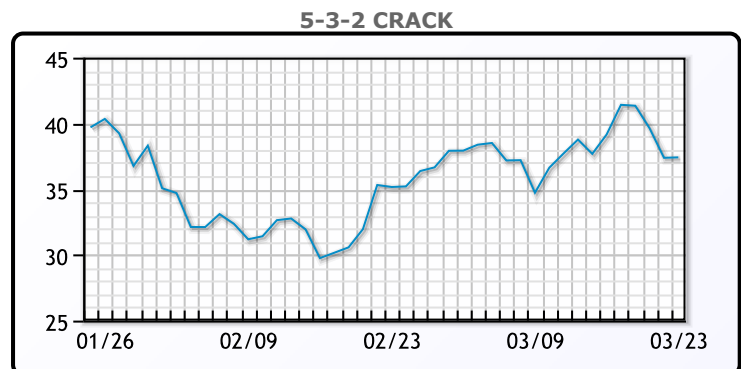
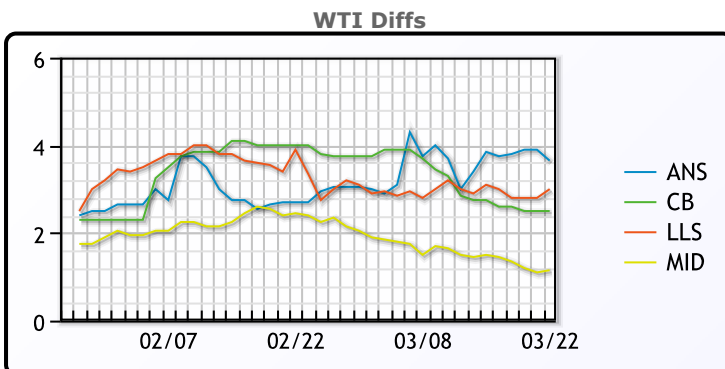


**CRUDE**

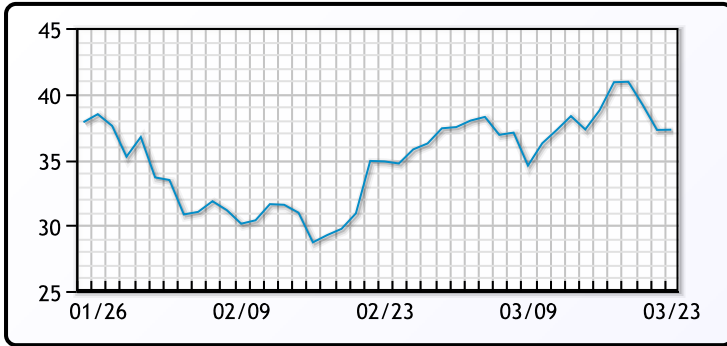
	Last	Week Ago	Month Ago
ANS	74.45	71.46	76.7
BLS	73.3	70.36	77.55
LLS	73.8	70.71	76.5
Mid	71.95	69.11	76
WTI	70.8	67.61	73.75

**PRODUCTS**

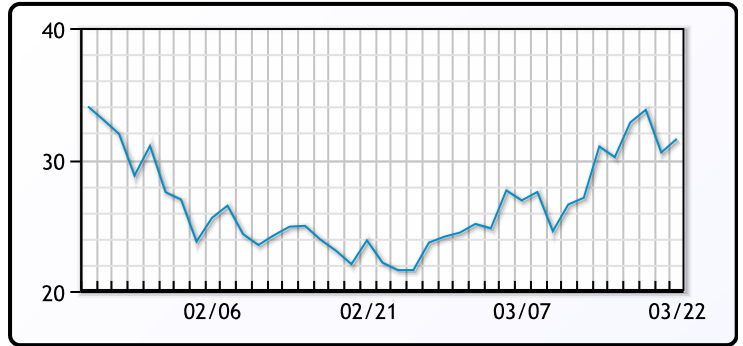
	Last	Week Ago	Month Ago
Gulf RBOB	255.32	244.34	225.51
Gulf ULSD	265.28	256.49	265.23
NYH RBOB	237.57	221.84	228.01
NYH ULSD	274.65	262.99	269.73
USGC 3%	55.38	53.38	57.38



**3-2-1 Crack**



**Gulf 3-2-1 Crack**



**NGLs**

**MB**

	Last	Week Ago	Month Ago
Butane	79.3	80.5	127.5
IsoButane	101.7	95.8	127.5
Natural Gasoline	153.5	143.5	164.5
Propane	75.8	69.8	79.3

**CONWAY**

	Last	Week Ago	Month Ago
Butane	87	85	122
IsoButane	109.5	117.5	142
Natural Gasoline	153.5	144	164
Propane	71.8	67.3	77.3

**MB NON**

	Last	Week Ago	Month Ago
Butane	91.3	87.8	127.5
IsoButane	101.7	95.8	127.5
Natural Gasoline	150.5	141	161.5
Propane	75.3	69.5	80.3

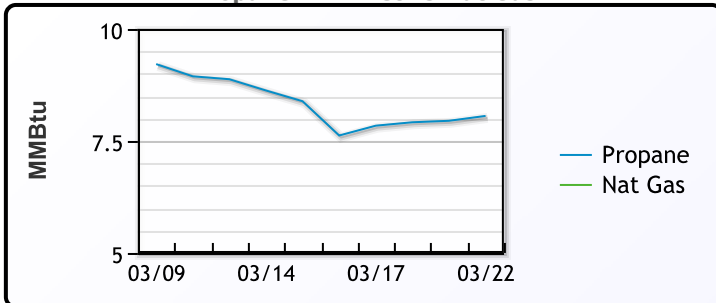
**EDMONTON**

	Last	Week Ago	Month Ago
Propane	52.8	48.3	53.8

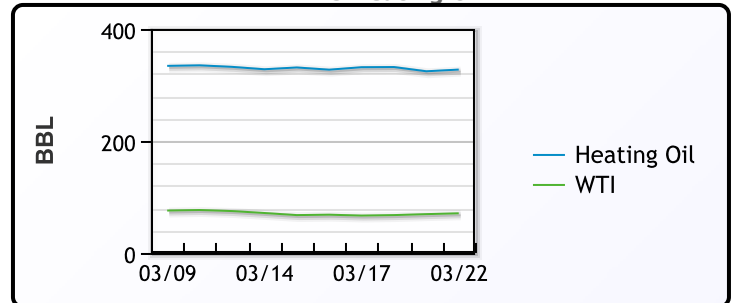
**SARNIA**

	Last	Week Ago	Month Ago
Propane	88.5	95.3	98

**Propane MT.B Tet vs Nat Gas**



**WTI vs Heating Oil**



**FX**

	Last	Change
CAD	1.3726	-0.0005
DXY	102.346	-0.91
Gold	1966.84	-3.27

**RATES**

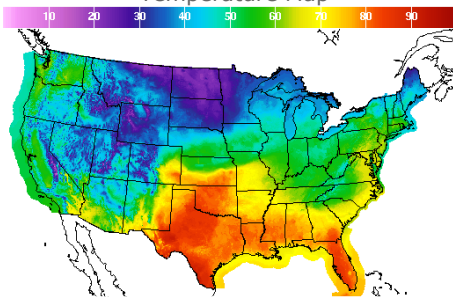
	Last	Change
US 2yr	3.9367	-0.2297
US 10yr	3.4341	-0.1753
CAN 10yr	2.729	-0.161

**EQUITIES**

	Last	Change
Nasdaq	11669.96	-190.15
TSX	1173.002	-8.052
S&P 500	3936.97	-65.9

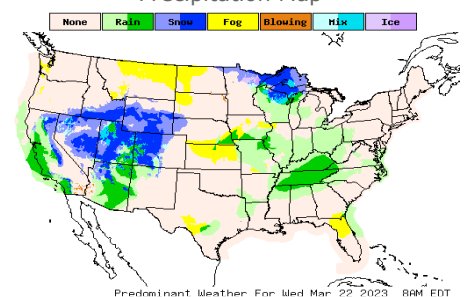
**Weather Data**

**Temperature Map**



City	HIGH °F	LOW °F
Calgary	36	16
Conway	26	8
Cushing	78	60
Denver	45	34
Houston	80	66
Mont Belvieu	76	66
Sarnia	46	38
Williston	21	-5

**Precipitation Map**



This report has been prepared by PFL Petroleum Limited personnel for your information only and the views expressed are intended to provide market commentary and are not recommendations. This report is not an offer to sell or a solicitation of any offer to buy any security. The information contained herein has been compiled by PFL from sources believed to be reliable, but no representation or warranty, express or implied, is made by PFL Petroleum Limited, its affiliates or any other person as to its accuracy, completeness or correctness. Copyright 2017 PFL Petroleum Limited. All Rights Reserved