



MARKET DAILY

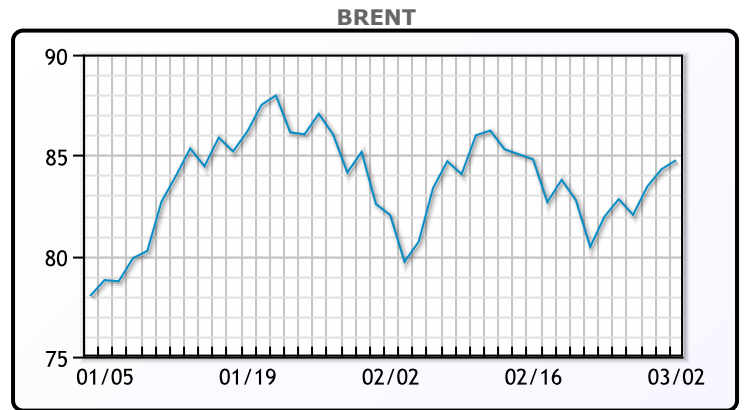
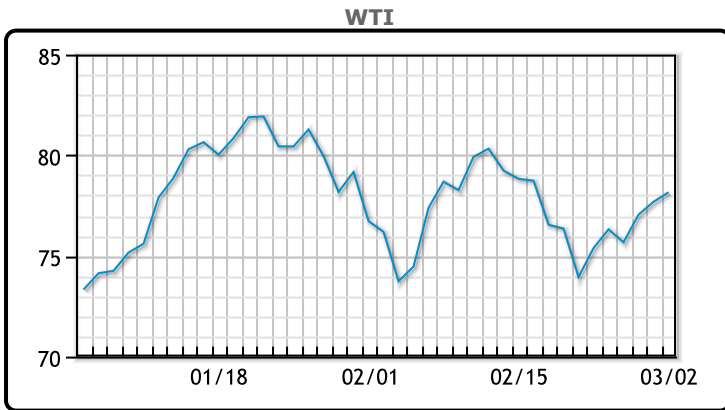
<https://www.pflpetroleum.com>
 1865 Veterans Park Dr. Suite 303
 Naples, Florida 34109
 Phone: 239-390-2885
 Fax: 239-949-0611
 Mar 2, 2023 7:27 PM

Major Energy Futures		
	Settle	Change
Brent	84.75	0.44
Gas Oil	849.25	6
Natural Gas	2.765	-0.046
RBOB	270.03	2.55
ULSD	286.62	-0.76
WTI	78.16	0.47

Market Commentary

Oil prices rose today, boosted by signs of a stronger economic rebound in China and easing worries of aggressive US rate hikes. Manufacturing activity in China grew last month at the fastest pace in more than a decade. Meanwhile, imports of Russian seaborne crude to mainland china are set to hit record highs this month. Also helping prices were comments by Atlanta Federal Reserve President Raphael Bostic, who said the Fed should stick with "steady" quarter-point rate increases for now in an effort to avoid an economic downturn. "We're getting battered about by the Fed speak, but the Bostic comments seemed to help oil," said John Kilduff, partner at Again Capital LLC in New York. WTI traded up \$.47 or .6% to close at \$78.16. Brent traded up \$.44 or .5% to close at \$84.75.

Crude & Product Markets

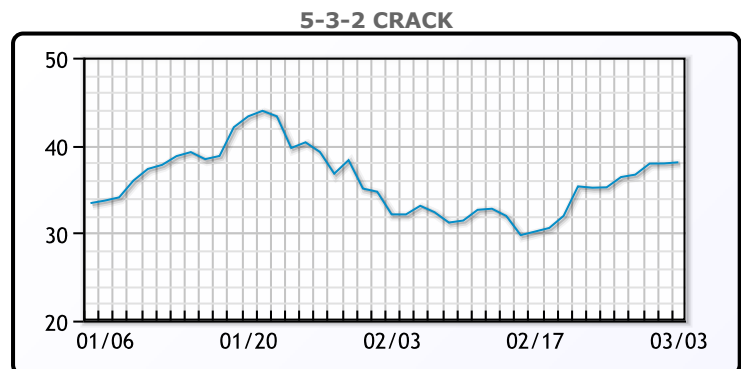
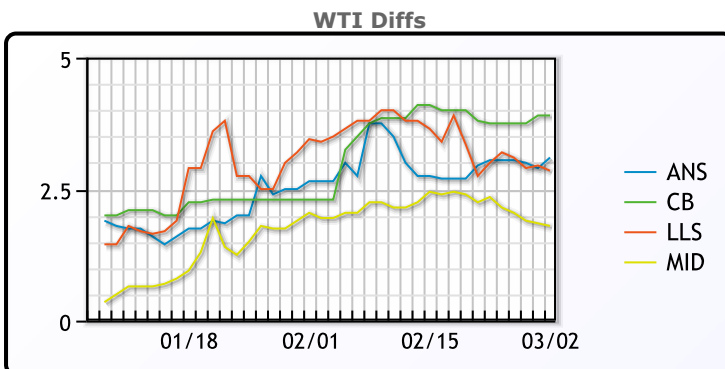


CRUDE

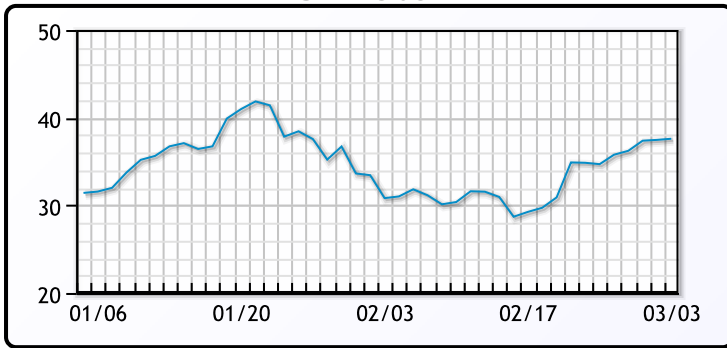
	Last	Week Ago	Month Ago
ANS	81.26	78.29	78.88
BLS	82.06	78.99	79.13
LLS	81.01	78.24	79.53
Mid	79.96	77.59	77.93
WTI	78.16	75.24	75.88

PRODUCTS

	Last	Week Ago	Month Ago
Gulf RBOB	241.78	227.98	238.98
Gulf ULSD	282.49	264.7	284.3
NYH RBOB	246.03	231.2	243.48
NYH ULSD	289.12	269.06	292.67
USGC 3%	61.38	57.88	55.13



3-2-1 Crack



Gulf 3-2-1 Crack



NGLs

MB

	Last	Week Ago	Month Ago
Butane	96.6	128.25	118
IsoButane	114.6	129	118.5
Natural Gasoline	167.3	165.5	167
Propane	90.3	79.5	81.25

CONWAY

	Last	Week Ago	Month Ago
Butane	105.5	123.8	118
IsoButane	124	144	144
Natural Gasoline	164	164	169
Propane	83.4	77	78.75

MB NON

	Last	Week Ago	Month Ago
Butane	108.6	128.3	117
IsoButane	114.6	129	118.5
Natural Gasoline	164.5	162.5	166
Propane	90	81.4	81.5

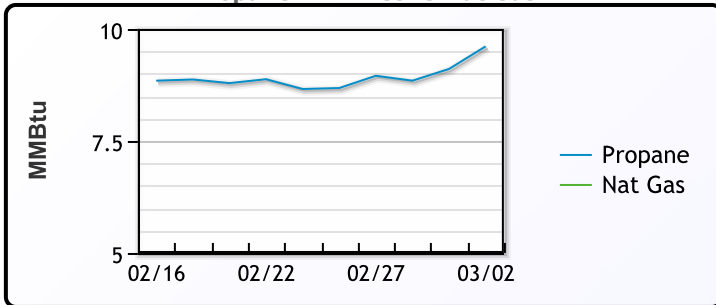
EDMONTON

	Last	Week Ago	Month Ago
Propane	59.9	53.5	56.75

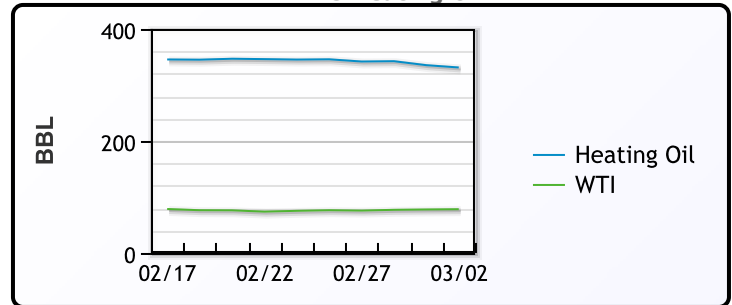
SARNIA

	Last	Week Ago	Month Ago
Propane	96.3	96.3	108

Propane MT.B Tet vs Nat Gas



WTI vs Heating Oil



FX

	Last	Change
CAD	1.3598	0.0001
DXY	105.027	0.544
Gold	1839.15	3.28

RATES

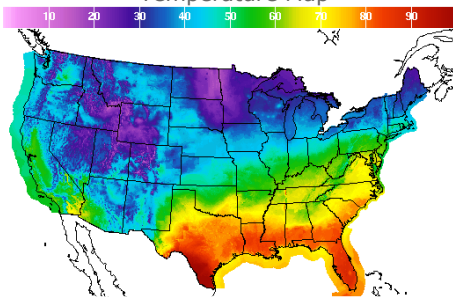
	Last	Change
US 2yr	4.8975	0.0125
US 10yr	4.0635	0.0079
CAN 10yr	3.474	0.066

EQUITIES

	Last	Change
Nasdaq	11462.98	83.5
TSX	1223.391	5.478
S&P 500	3981.35	29.96

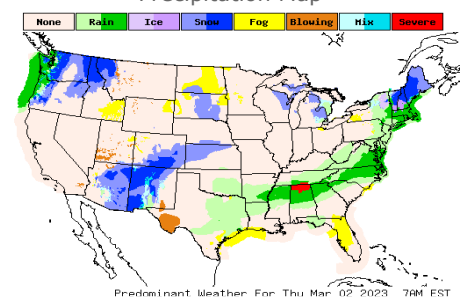
Weather Data

Temperature Map



City	HIGH °F	LOW °F
Calgary	34	12
Conway	18	-11
Cushing	58	43
Denver	43	27
Houston	81	69
Mont Belvieu	77	69
Sarnia	35	30
Williston	34	8

Precipitation Map



This report has been prepared by PFL Petroleum Limited personnel for your information only and the views expressed are intended to provide market commentary and are not recommendations. This report is not an offer to sell or a solicitation of any offer to buy any security. The information contained herein has been compiled by PFL from sources believed to be reliable, but no representation or warranty, express or implied, is made by PFL Petroleum Limited, its affiliates or any other person as to its accuracy, completeness or correctness. Copyright 2017 PFL Petroleum Limited. All Rights Reserved