



# MARKET DAILY

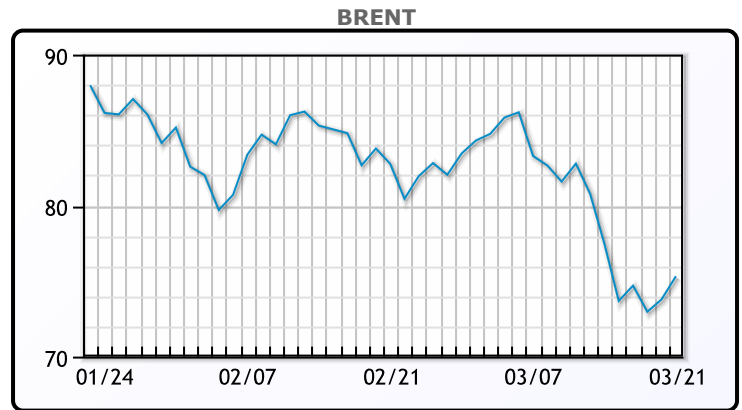
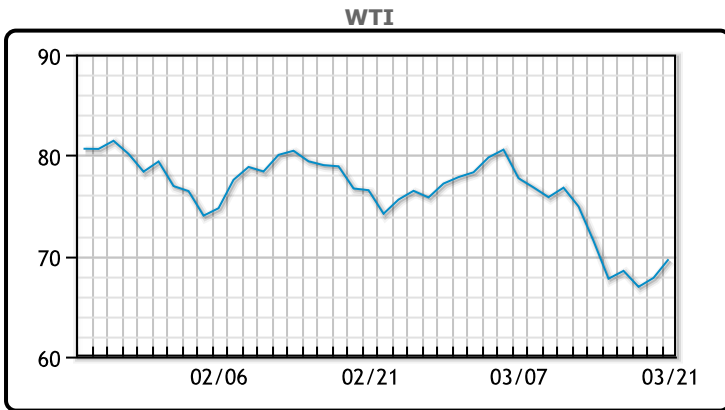
<https://www.pflpetroleum.com>  
 1865 Veterans Park Dr. Suite 303  
 Naples, Florida 34109  
 Phone: 239-390-2885  
 Fax: 239-949-0611  
 Mar 21, 2023 7:40 PM

Major Energy Futures		
	Settle	Change
Brent	75.32	1.53
Gas Oil	770.5	-4
Natural Gas	2.348	0.125
RBOB	253.89	0.29
ULSD	269.02	0.31
WTI	69.33	1.69

**Market Commentary**

Oil prices rose again today as some of the banking concerns in the US market are easing. Credit Suisse was the latest bank to get rescued and the Fed has announced new measures to backstop the financial system. "Fears of a banking crisis and a recession have eased, brightening the oil demand outlook at least for now," said Fiona Cincotta, Senior Financial Markets Analyst at City Index. The U.S. Federal Reserve started its monetary policy meeting today and markets expect a rate hike of 25 basis points, down from previous expectations of a 50 bps increase. Some top central bank watchers have said the Fed could pause further rate hikes or delay releasing new economic projections. WTI traded up \$1.69 or 2.5% to close at \$69.33. Brent traded up \$1.53 or 2.1% to close at \$75.32.

## Crude & Product Markets

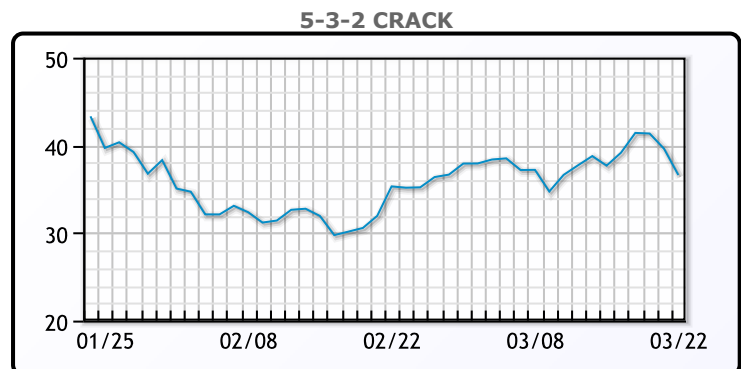
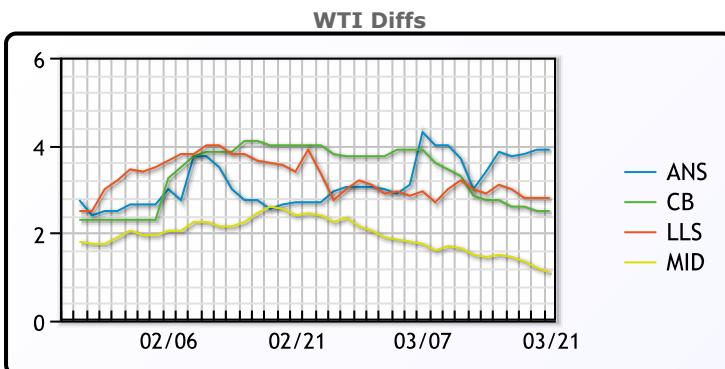


**CRUDE**

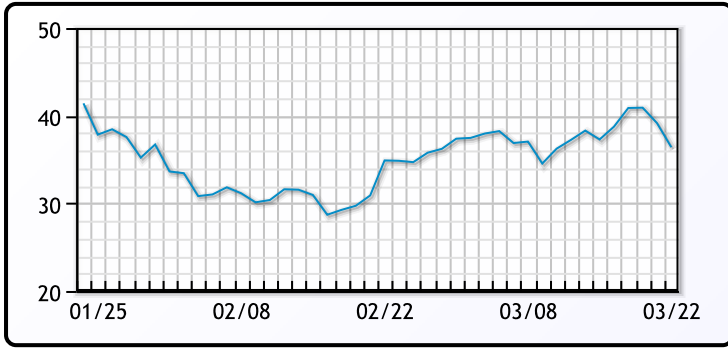
	Last	Week Ago	Month Ago
ANS	73.23	74.73	78.86
BLS	71.83	74.08	80.16
LLS	72.13	74.23	79.51
Mid	70.43	72.78	78.56
WTI	69.33	71.33	76.16

**PRODUCTS**

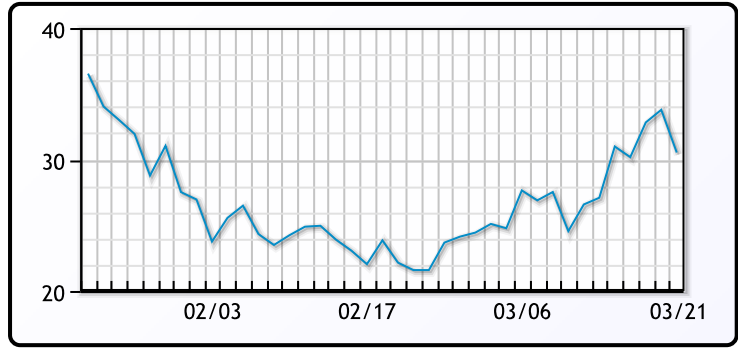
	Last	Week Ago	Month Ago
Gulf RBOB	250.64	252.8	234.69
Gulf ULSD	262.02	270.44	272.81
NYH RBOB	232.14	232.425	236.81
NYH ULSD	269.52	274.44	277.56
USGC 3%	54.13	55.88	58.88



**3-2-1 Crack**



**Gulf 3-2-1 Crack**



**NGLs**

**MB**

	Last	Week Ago	Month Ago
Butane	76.8	87.6	125.5
IsoButane	100.5	102.9	125.5
Natural Gasoline	150	152	169.3
Propane	73.8	76.8	81.3

**CONWAY**

	Last	Week Ago	Month Ago
Butane	83.5	91	120
IsoButane	109.5	124.5	138
Natural Gasoline	152	151	168
Propane	70	71.5	78.9

**MB NON**

	Last	Week Ago	Month Ago
Butane	88.8	94.9	125.5
IsoButane	100.5	102.9	125.5
Natural Gasoline	147	149.5	166.8
Propane	73.3	76.5	82.3

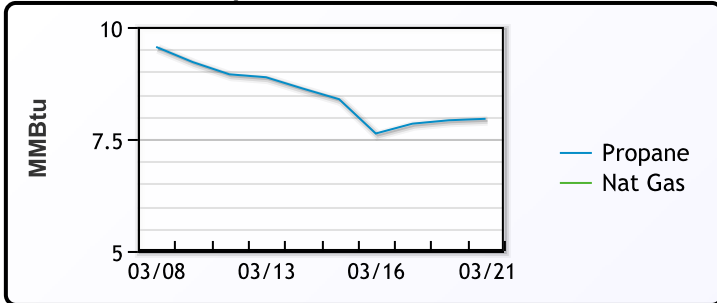
**EDMONTON**

	Last	Week Ago	Month Ago
Propane	51	49.5	55.4

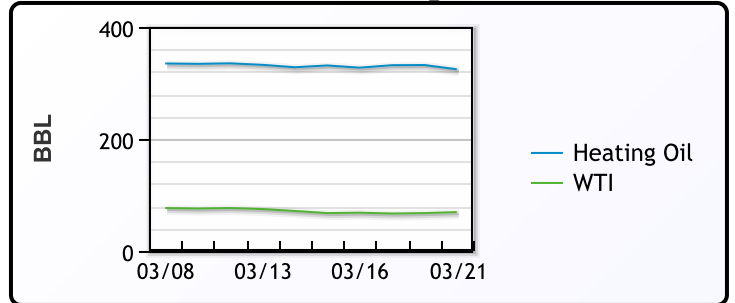
**SARNIA**

	Last	Week Ago	Month Ago
Propane	88.5	97.5	98

**Propane MT.B Tet vs Nat Gas**



**WTI vs Heating Oil**



**FX**

	Last	Change
CAD	1.3713	0
DXY	103.256	-0.025
Gold	1943	2.93

**RATES**

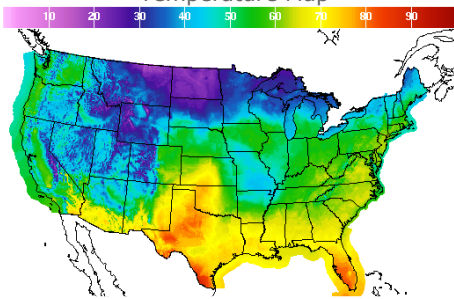
	Last	Change
US 2yr	4.1664	0.1901
US 10yr	3.6094	0.1247
CAN 10yr	2.89	0.074

**EQUITIES**

	Last	Change
Nasdaq	11860.11	184.57
TSX	1181.054	8.371
S&P 500	4002.87	51.3

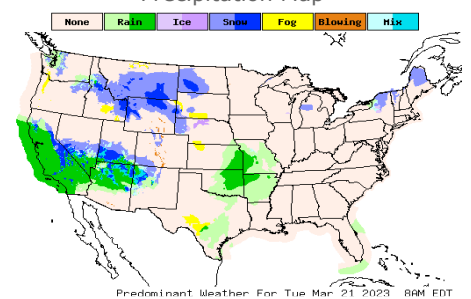
**Weather Data**

**Temperature Map**



City	HIGH °F	LOW °F
Calgary	31	21
Conway	25	4
Cushing	62	43
Denver	56	38
Houston	72	55
Mont Belvieu	69	53
Sarnia	44	32
Williston	25	11

**Precipitation Map**



This report has been prepared by PFL Petroleum Limited personnel for your information only and the views expressed are intended to provide market commentary and are not recommendations. This report is not an offer to sell or a solicitation of any offer to buy any security. The information contained herein has been compiled by PFL from sources believed to be reliable, but no representation or warranty, express or implied, is made by PFL Petroleum Limited, its affiliates or any other person as to its accuracy, completeness or correctness. Copyright 2017 PFL Petroleum Limited. All Rights Reserved