



MARKET DAILY

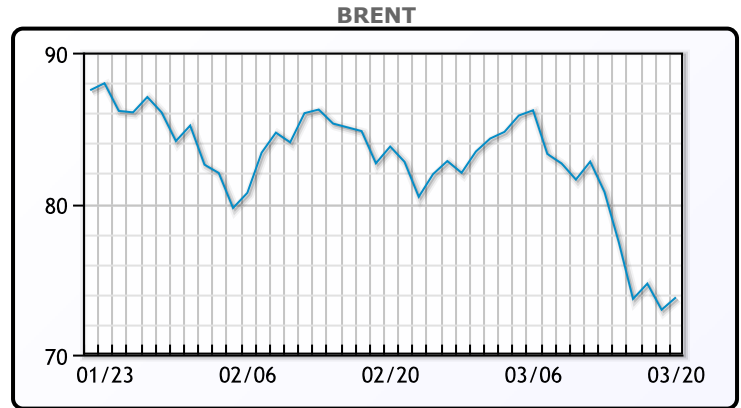
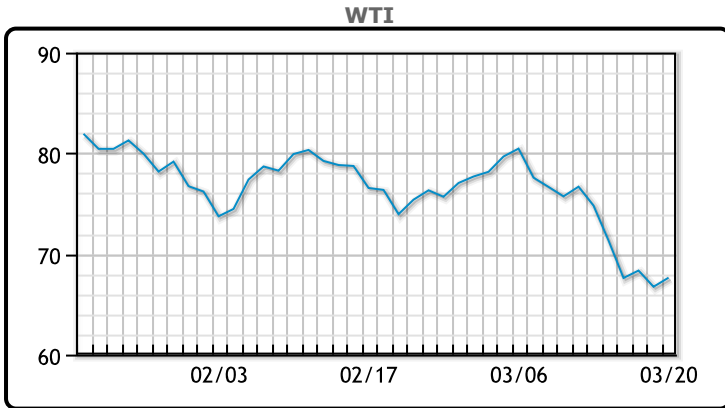
<https://www.pflpetroleum.com>
 1865 Veterans Park Dr. Suite 303
 Naples, Florida 34109
 Phone: 239-390-2885
 Fax: 239-949-0611
 Mar 20, 2023 7:38 PM

Major Energy Futures		
	Settle	Change
Brent	73.79	0.82
Gas Oil	771.5	25.25
Natural Gas	2.223	-0.115
RBOB	253.6	3.45
ULSD	268.71	0.84
WTI	67.64	0.90

Market Commentary

Oil prices were higher today rebounding over 1% after last week's rout. "There's a lot of fear-based movement (in oil prices)," Price Futures Group analyst Phil Flynn said. "We're not moving at all on supply and demand fundamentals, we're just moving on the banking concerns." The Fed is meeting tomorrow and Wednesday where they will set interest rate policy and it is a tossup what the committee decides to do. Some executives are calling on the bank to pause its tightening cycle. WTI traded up \$.90 or 1.4% to close at \$67.64. Brent traded down \$.82 or 1.1% to close at \$73.39.

Crude & Product Markets

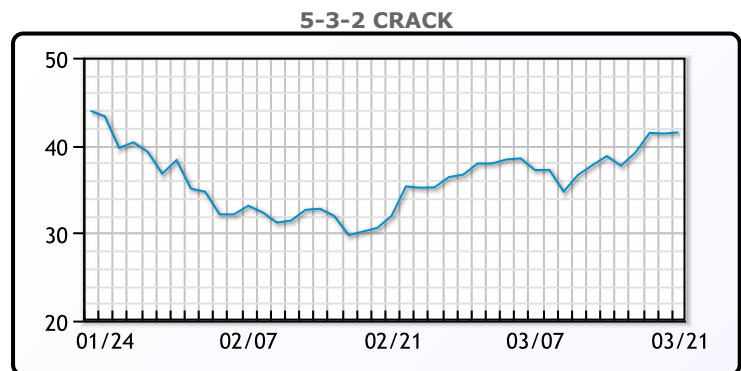
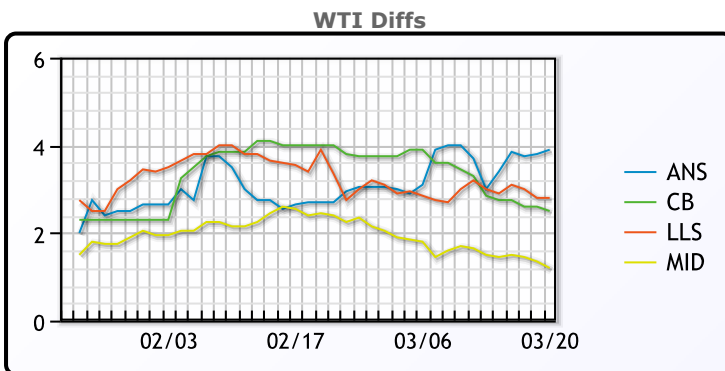


CRUDE

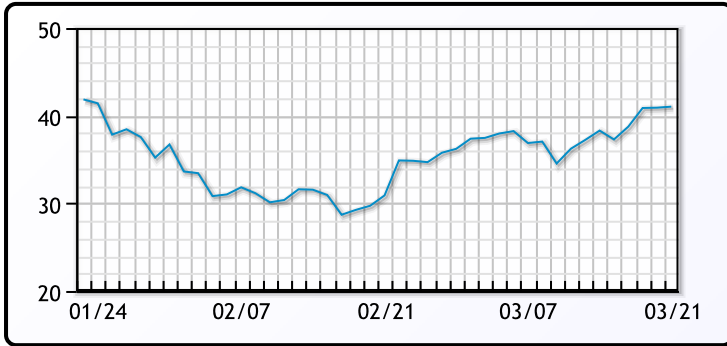
	Last	Week Ago	Month Ago
ANS	71.54	77.8	79.04
BLS	70.14	77.65	80.34
LLS	70.44	77.8	80.24
Mid	68.84	76.3	78.79
WTI	67.64	74.8	76.34

PRODUCTS

	Last	Week Ago	Month Ago
Gulf RBOB	253.85	239.14	232.82
Gulf ULSD	260.96	275.65	264.96
NYH RBOB	232.1	235.14	236.44
NYH ULSD	269.21	278.9	269.46
USGC 3%	52.63	58.88	57.38



3-2-1 Crack



Gulf 3-2-1 Crack



NGLs

MB

	Last	Week Ago	Month Ago
Butane	79.9	97.3	122.5
IsoButane	102.8	112.3	120.75
Natural Gasoline	146.5	157.8	165.5
Propane	72.8	79	80.5

CONWAY

	Last	Week Ago	Month Ago
Butane	84.5	92	115
IsoButane	111	125	132.5
Natural Gasoline	146.9	157	161.5
Propane	68.3	73.3	77.5

MB NON

	Last	Week Ago	Month Ago
Butane	87.1	97.3	122.5
IsoButane	102.8	112.3	120.75
Natural Gasoline	145	155.3	163.5
Propane	72	79	82

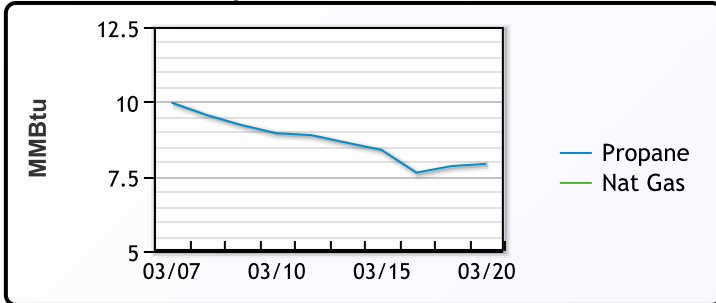
EDMONTON

	Last	Week Ago	Month Ago
Propane	49.3	51.3	53.25

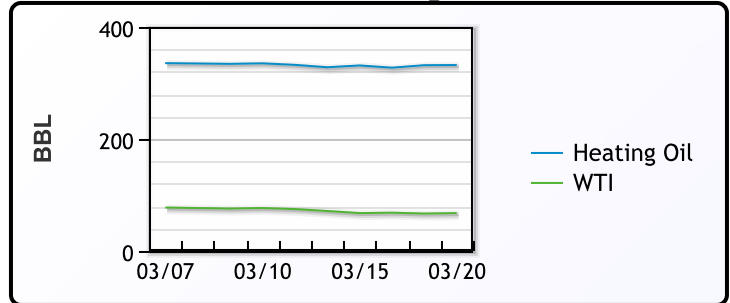
SARNIA

	Last	Week Ago	Month Ago
Propane	88.5	97.5	98

Propane MT.B Tet vs Nat Gas



WTI vs Heating Oil



FX

	Last	Change
CAD	1.3672	0.0008
DXY	103.281	-0.427
Gold	1977.81	-1.03

RATES

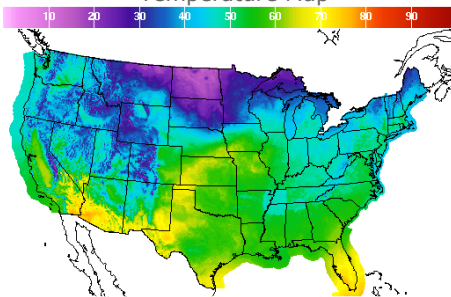
	Last	Change
US 2yr	3.9763	0.1389
US 10yr	3.4847	0.0561
CAN 10yr	2.816	0.037

EQUITIES

	Last	Change
Nasdaq	11675.54	45.03
TSX	1172.683	8.287
S&P 500	3951.57	34.93

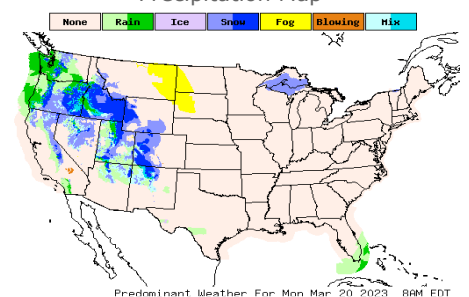
Weather Data

Temperature Map



City	HIGH °F	LOW °F
Calgary	35	21
Conway	17	-3
Cushing	55	34
Denver	51	38
Houston	55	45
Mont Belvieu	54	41
Sarnia	45	28
Williston	23	2

Precipitation Map



This report has been prepared by PFL Petroleum Limited personnel for your information only and the views expressed are intended to provide market commentary and are not recommendations. This report is not an offer to sell or a solicitation of any offer to buy any security. The information contained herein has been compiled by PFL from sources believed to be reliable, but no representation or warranty, express or implied, is made by PFL Petroleum Limited, its affiliates or any other person as to its accuracy, completeness or correctness. Copyright 2017 PFL Petroleum Limited. All Rights Reserved