



MARKET DAILY

<https://www.pflpetroleum.com>
 1865 Veterans Park Dr. Suite 303
 Naples, Florida 34109
 Phone: 239-390-2885
 Fax: 239-949-0611
 Mar 16, 2023 7:38 PM

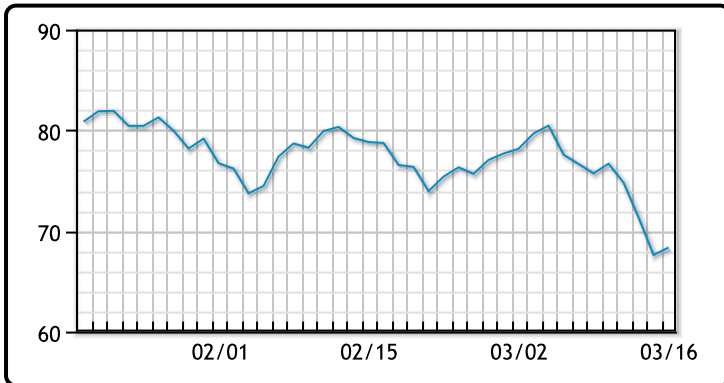
Major Energy Futures		
	Settle	Change
Brent	74.7	1.37
Gas Oil	750.25	-69
Natural Gas	2.514	0.075
RBOB	250.35	6.51
ULSD	264.35	3.86
WTI	68.35	0.74

Market Commentary

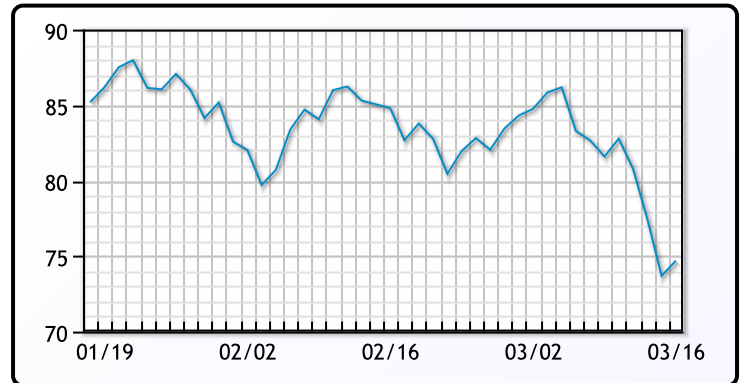
Oil prices snapped their down streak today after initially trading down earlier in the session after reports that Saudi Arabia and Russia met to discuss market stability. Both countries remain committed to OPEC+'s decision last October to cut production targets by two million barrels per day until the end of 2023, the reports stated. "That news woke up the bulls in the market, and it was kind of expected with the sell-off that we have seen over the past few sessions," said John Kilduff, partner at Again Capital. Earlier in Thursday's session both contracts had dropped by more than \$1 a barrel to near 15-month lows. On Wednesday, U.S. crude fell below \$70 a barrel for the first time since Dec. 20, 2021. Also helping prices was some weakening in the USD today. WTI traded up \$.74 or 1.1% to close at \$68.35. Brent traded up \$1.37 or 1% to close at \$74.70.

Crude & Product Markets

WTI



BRENT



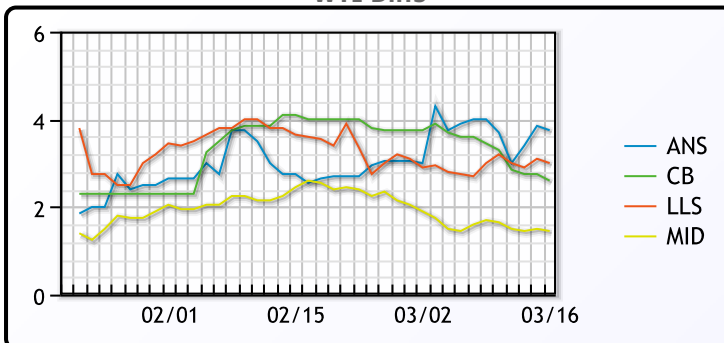
CRUDE

	Last	Week Ago	Month Ago
ANS	72.1	79.72	81.19
BLS	70.95	79.17	82.49
LLS	71.35	78.72	81.89
Mid	69.8	77.42	80.89
WTI	68.35	75.72	78.49

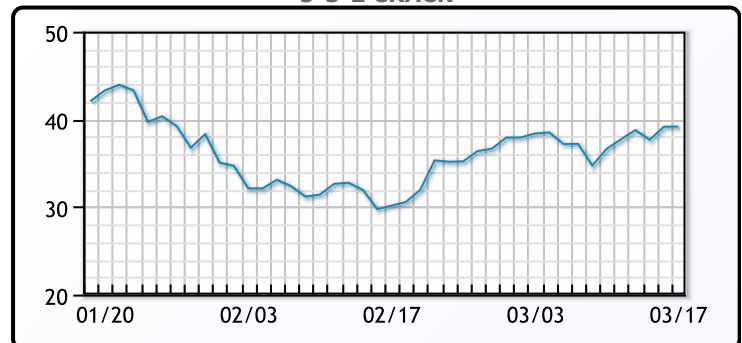
PRODUCTS

	Last	Week Ago	Month Ago
Gulf RBOB	252.85	240.385	235.93
Gulf ULSD	258.85	262.39	274.33
NYH RBOB	228.6	234.68	239.18
NYH ULSD	265.85	268.865	279.45
USGC 3%	53.88	59.88	59.38

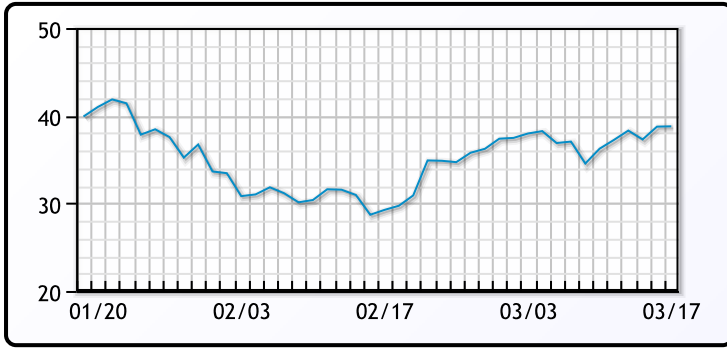
WTI Diffs



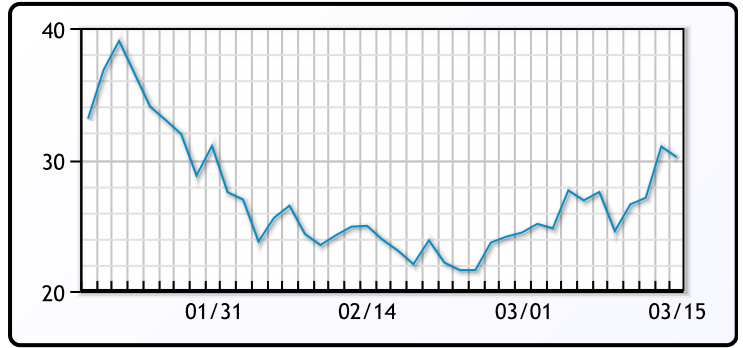
5-3-2 CRACK



3-2-1 Crack



Gulf 3-2-1 Crack



NGLs

MB

	Last	Week Ago	Month Ago
Butane	80.3	91.9	120.38
IsoButane	95.8	109.4	120.38
Natural Gasoline	145	163	168.88
Propane	71.8	81.9	81.25

MB NON

	Last	Week Ago	Month Ago
Butane	87.8	101.9	120.38
IsoButane	95.8	109.4	120.38
Natural Gasoline	143.5	160	166.88
Propane	71.5	81.9	82.25

CONWAY

	Last	Week Ago	Month Ago
Butane	84	96	116.75
IsoButane	108.5	111	135
Natural Gasoline	146	162	169.75
Propane	68	75.4	78

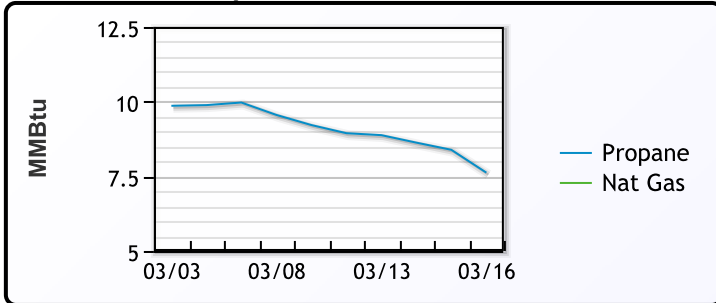
EDMONTON

	Last	Week Ago	Month Ago
Propane	49	53.4	54.5

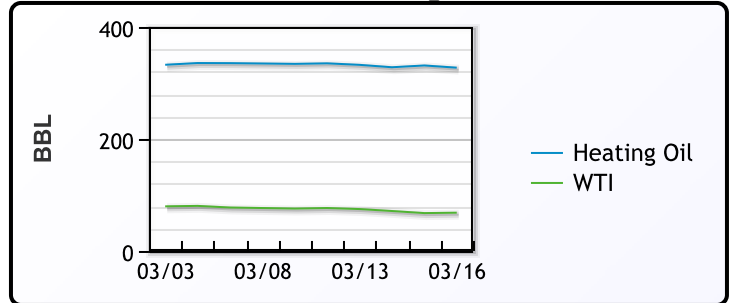
SARNIA

	Last	Week Ago	Month Ago
Propane	95.3	105.5	98.75

Propane MT.B Tet vs Nat Gas



WTI vs Heating Oil



FX

	Last	Change
CAD	1.3715	-0.0006
DXY	104.418	-0.228
Gold	1921.42	1.9

RATES

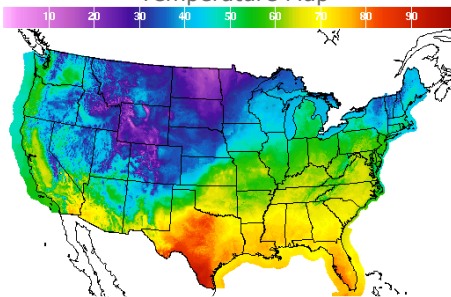
	Last	Change
US 2yr	4.1572	0.2698
US 10yr	3.577	0.1222
CAN 10yr	2.915	0.129

EQUITIES

	Last	Change
Nasdaq	11717.28	283.23
TSX	1174.461	9.34
S&P 500	3960.28	68.35

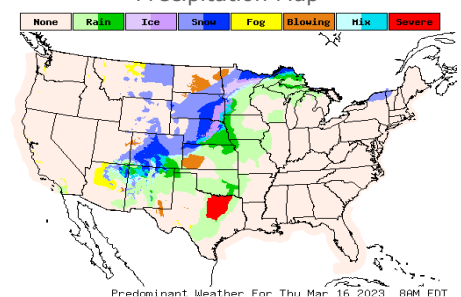
Weather Data

Temperature Map



City	HIGH °F	LOW °F
Calgary	33	13
Conway	23	5
Cushing	62	38
Denver	40	28
Houston	73	64
Mont Belvieu	71	61
Sarnia	46	32
Williston	29	14

Precipitation Map



This report has been prepared by PFL Petroleum Limited personnel for your information only and the views expressed are intended to provide market commentary and are not recommendations. This report is not an offer to sell or a solicitation of any offer to buy any security. The information contained herein has been compiled by PFL from sources believed to be reliable, but no representation or warranty, express or implied, is made by PFL Petroleum Limited, its affiliates or any other person as to its accuracy, completeness or correctness. Copyright 2017 PFL Petroleum Limited. All Rights Reserved