



MARKET DAILY

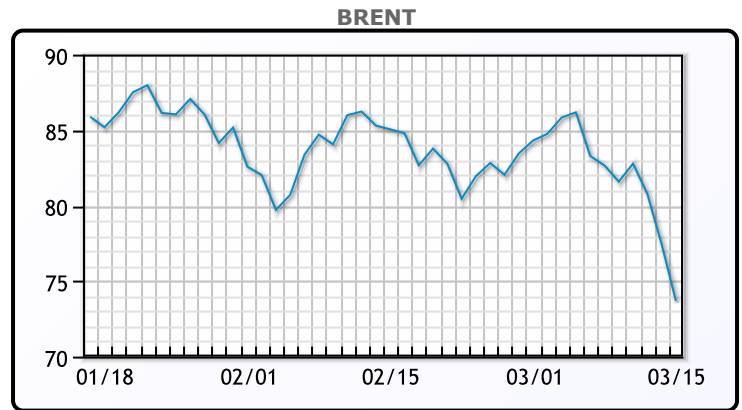
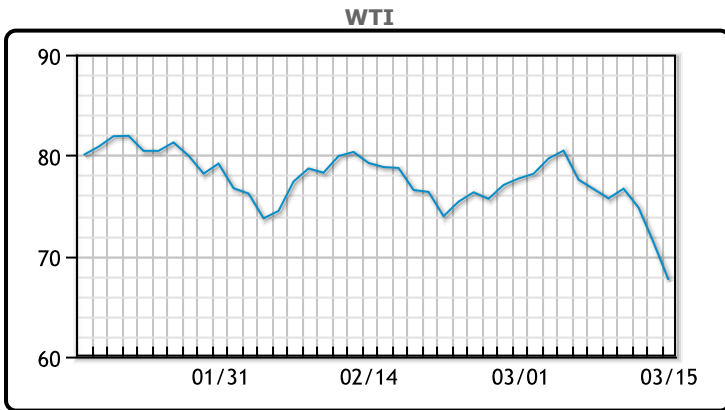
<https://www.pflpetroleum.com>
 1865 Veterans Park Dr. Suite 303
 Naples, Florida 34109
 Phone: 239-390-2885
 Fax: 239-949-0611
 Mar 15, 2023 6:52 PM

Major Energy Futures		
	Settle	Change
Brent	73.69	-3.76
Gas Oil	733.75	-1.5
Natural Gas	2.439	-0.134
RBOB	243.84	-11.46
ULSD	260.49	-10.95
WTI	67.61	-3.72

Market Commentary

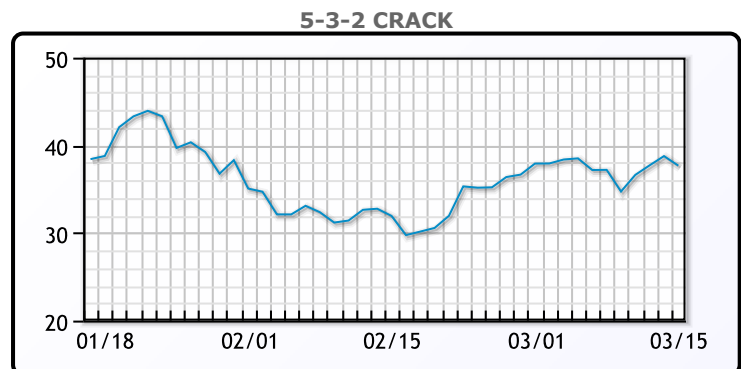
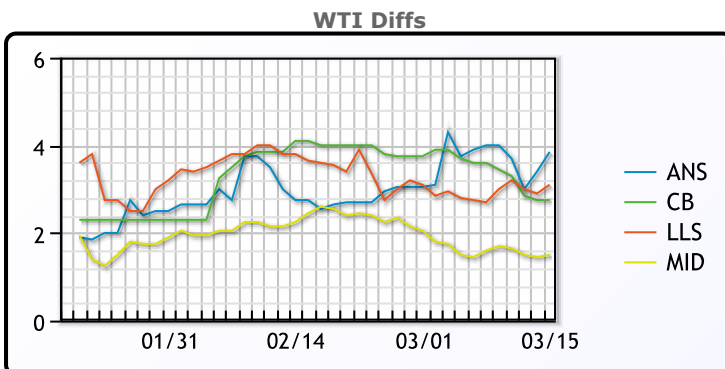
Oil prices plunged today as the flight to safety assets increased today. Treasury yields had their biggest 2 day drop since 1987 as buyers lined up. "It doesn't matter what your risk asset is: at this point people are pulling the plug across different instruments here," said Robert Yawger, director of energy futures at Mizuho in New York. "Nobody wants to go home with a big position on anything today. ... You have nowhere to hide really." Volatility in Brent and WTI was at its highest in more than a year and both entered technically oversold territory on Wednesday. Adding to the bearishness, US crude inventories rose by 1.6MM/bbls, more than the expected rise of 1.2MM/bbls. WTI traded down \$3.72 or -5.2% to close at \$67.61. Brent traded down \$3.76 or -4.9% to close at \$73.69.

Crude & Product Markets

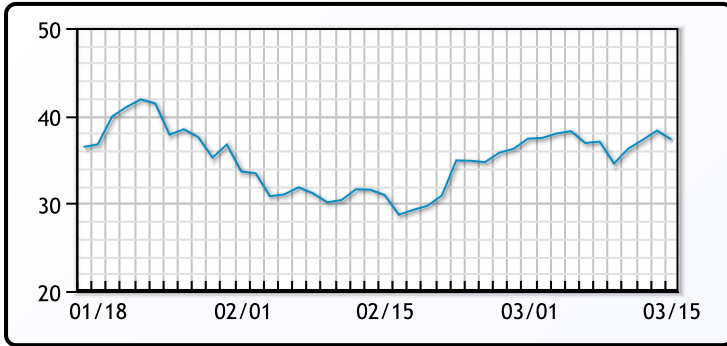


CRUDE			
	Last	Week Ago	Month Ago
ANS	71.46	80.66	81.24
BLS	70.36	80.26	82.59
LLS	70.71	79.36	82.14
Mid	69.11	78.26	81.14
WTI	67.61	76.66	78.59

PRODUCTS			
	Last	Week Ago	Month Ago
Gulf RBOB	244.34	249.14	242.53
Gulf ULSD	256.49	269.065	277.06
NYH RBOB	221.84	244.39	245.91
NYH ULSD	262.99	275.315	283.06
USGC 3%	53.38	60.63	59.63



3-2-1 Crack



Gulf 3-2-1 Crack



NGLs

MB

	Last	Week Ago	Month Ago
Butane	85.75	101.75	120
IsoButane	113.75	112.75	120
Natural Gasoline	143.5	165.3	169.5
Propane	70	84.5	81.25

CONWAY

	Last	Week Ago	Month Ago
Butane	86	100	116
IsoButane	117.5	112	138
Natural Gasoline	145	166	171
Propane	66.5	79	78.875

MB NON

	Last	Week Ago	Month Ago
Butane	88.75	104.75	120
IsoButane	113.75	112.75	120
Natural Gasoline	141	162.5	167.25
Propane	69.5	84.4	82.38

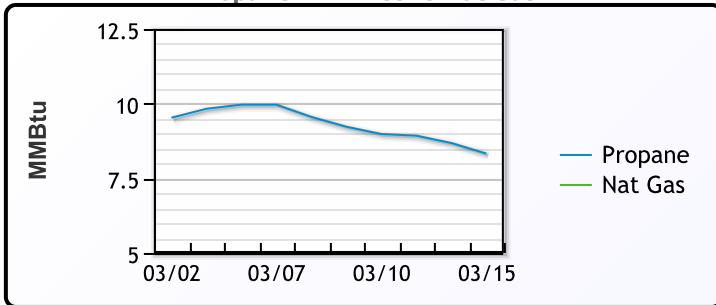
EDMONTON

	Last	Week Ago	Month Ago
Propane	48.3	56.4	55

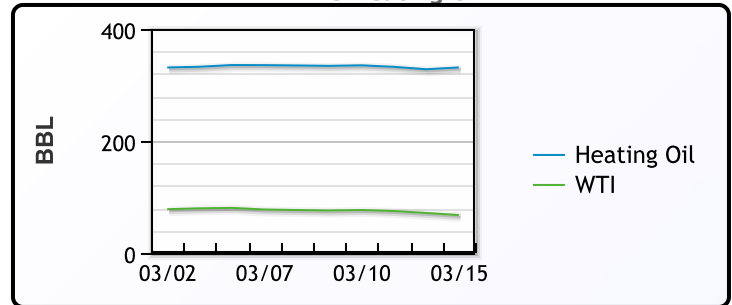
SARNIA

	Last	Week Ago	Month Ago
Propane	95.3	107	98.75

Propane MT.B Tet vs Nat Gas



WTI vs Heating Oil



FX

	Last	Change
CAD	1.3765	-0.0003
DXY	104.646	1.049
Gold	1919.89	1.31

RATES

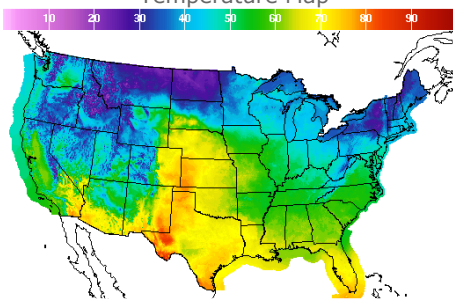
	Last	Change
US 2yr	3.8874	-0.363
US 10yr	3.4548	-0.2344
CAN 10yr	2.786	-0.11

EQUITIES

	Last	Change
Nasdaq	11434.05	5.9
TSX	1165.121	-17.509
S&P 500	3891.93	-27.36

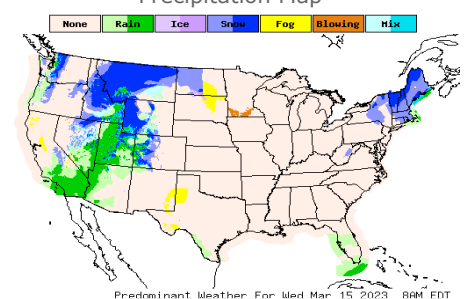
Weather Data

Temperature Map



City	HIGH °F	LOW °F
Calgary	32	8
Conway	25	15
Cushing	65	42
Denver	64	43
Houston	69	51
Mont Belvieu	67	47
Sarnia	42	21
Williston	27	14

Precipitation Map



This report has been prepared by PFL Petroleum Limited personnel for your information only and the views expressed are intended to provide market commentary and are not recommendations. This report is not an offer to sell or a solicitation of any offer to buy any security. The information contained herein has been compiled by PFL from sources believed to be reliable, but no representation or warranty, express or implied, is made by PFL Petroleum Limited, its affiliates or any other person as to its accuracy, completeness or correctness. Copyright 2017 PFL Petroleum Limited. All Rights Reserved