



MARKET DAILY

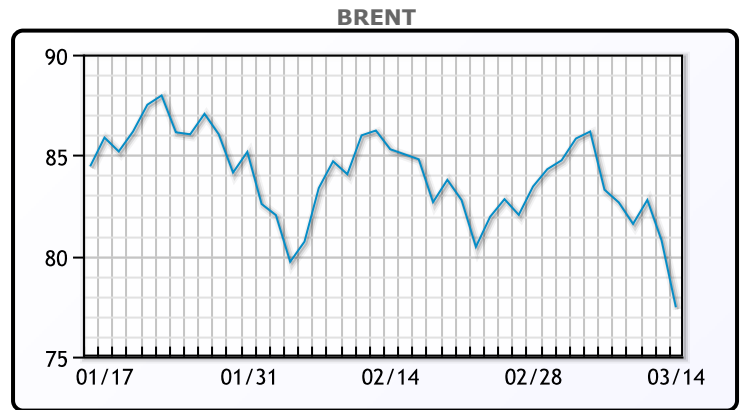
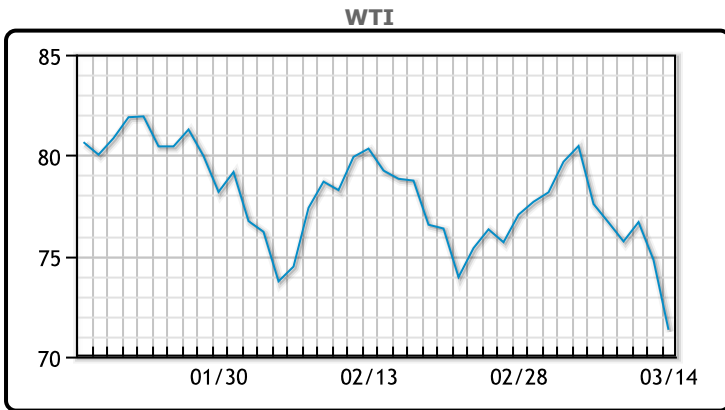
<https://www.pflpetroleum.com>
 1865 Veterans Park Dr. Suite 303
 Naples, Florida 34109
 Phone: 239-390-2885
 Fax: 239-949-0611
 Mar 14, 2023 7:02 PM

Major Energy Futures		
	Settle	Change
Brent	77.45	-3.32
Gas Oil	802.75	-8
Natural Gas	2.573	-0.033
RBOB	255.3	-3.84
ULSD	271.44	-4.71
WTI	71.33	-3.47

Market Commentary

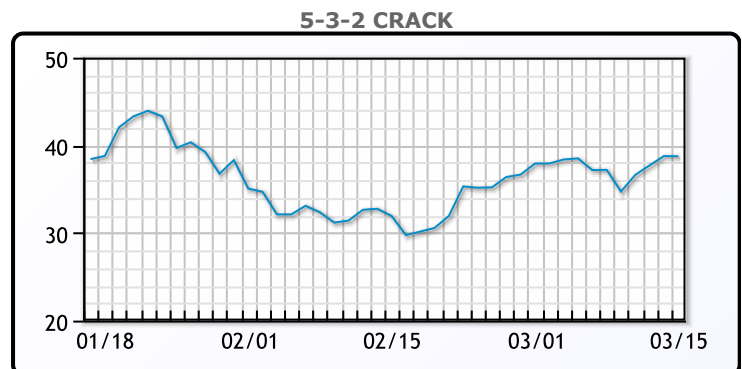
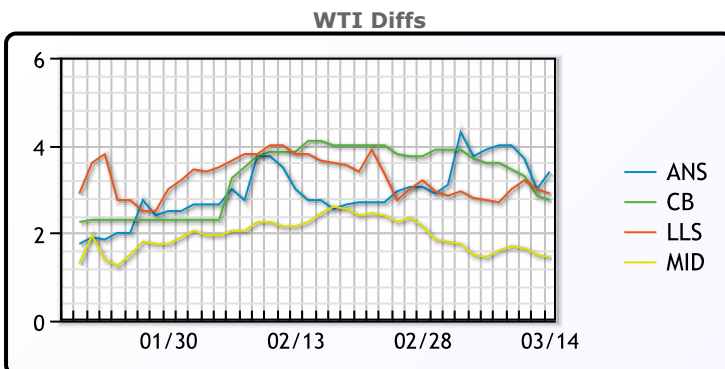
Oil prices tanked today to three month lows as US bank failures sparked fears of a financial crisis. They were the lowest closes for both benchmarks since Dec. 9 and their biggest one-day percentage declines since early January. In addition, both contracts fell into technically oversold territory for the first time in weeks. "The market is either anticipating a recession in the future or it could be that one or more funds had to raise cash and reduce the risk on their books because they are concerned about liquidity after the bank failures," said Phil Flynn, an analyst at Price Futures Group. U.S. consumer prices increased solidly in February as Americans faced persistently higher costs for rents and food, posing a dilemma for the U.S. Federal Reserve whose fight against inflation has been complicated by the collapse of two regional banks. WTI traded down \$3.47 or -4.6% to close at \$71.33. Brent traded down \$3.32 or -4.1% to close at \$77.45.

Crude & Product Markets

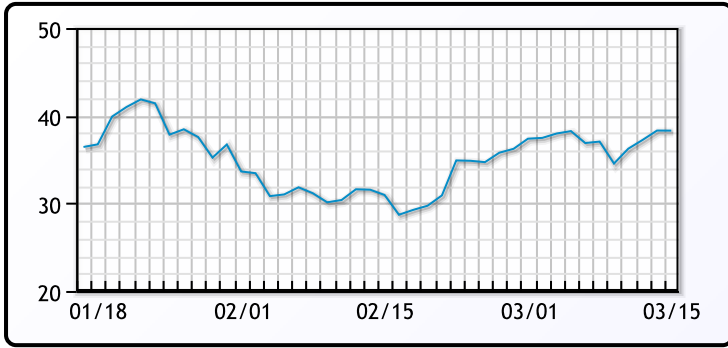


CRUDE			
	Last	Week Ago	Month Ago
ANS	74.73	81.48	81.61
BLS	74.08	81.18	83.06
LLS	74.23	80.33	82.66
Mid	72.78	79.03	81.66
WTI	71.33	77.58	79.06

PRODUCTS			
	Last	Week Ago	Month Ago
Gulf RBOB	252.8	247.57	242.35
Gulf ULSD	270.44	275.5	286.01
NYH RBOB	232.43	245.57	244.85
NYH ULSD	274.44	280.925	292.88
USGC 3%	55.88	61.38	59.63



3-2-1 Crack



Gulf 3-2-1 Crack



NGLs

MB

	Last	Week Ago	Month Ago
Butane	87.6	96.8	119.25
IsoButane	102.9	113.8	118.25
Natural Gasoline	152	168	172
Propane	76.8	87.5	82.25

CONWAY

	Last	Week Ago	Month Ago
Butane	91	102	112.5
IsoButane	124.5	110	140
Natural Gasoline	151	166.3	171.5
Propane	71.5	81.3	78.75

MB NON

	Last	Week Ago	Month Ago
Butane	94.9	106.8	118.25
IsoButane	102.9	113.8	118.25
Natural Gasoline	149.5	165	168.5
Propane	76.5	87.5	83.25

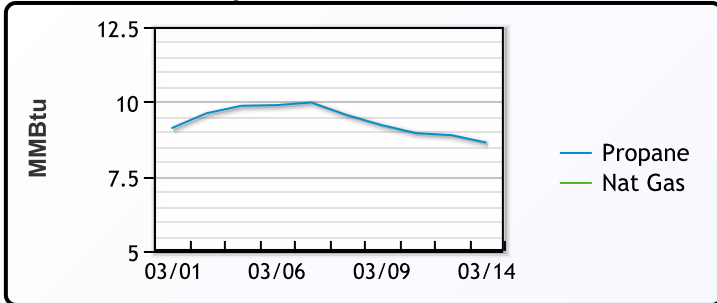
EDMONTON

	Last	Week Ago	Month Ago
Propane	49.5	59.3	53.75

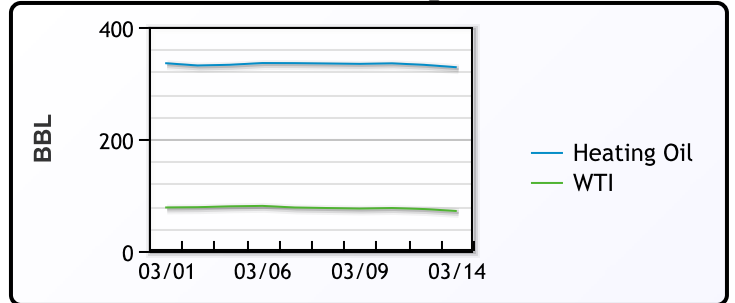
SARNIA

	Last	Week Ago	Month Ago
Propane	97.5	107	98.75

Propane MT.B Tet vs Nat Gas



WTI vs Heating Oil



FX

	Last	Change
CAD	1.3685	-0.0001
DXY	103.597	0.002
Gold	1904.61	0.6

RATES

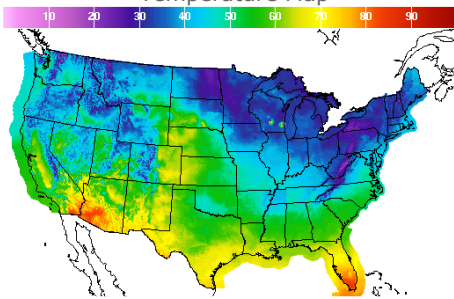
	Last	Change
US 2yr	4.2504	0.274
US 10yr	3.6892	0.116
CAN 10yr	2.896	0.127

EQUITIES

	Last	Change
Nasdaq	11428.15	239.31
TSX	1182.63	4.99
S&P 500	3919.29	63.53

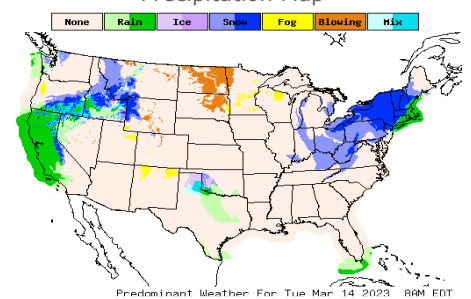
Weather Data

Temperature Map



City	HIGH °F	LOW °F
Calgary	34	14
Conway	26	6
Cushing	55	31
Denver	62	38
Houston	67	54
Mont Belvieu	65	50
Sarnia	29	20
Williston	40	15

Precipitation Map



This report has been prepared by PFL Petroleum Limited personnel for your information only and the views expressed are intended to provide market commentary and are not recommendations. This report is not an offer to sell or a solicitation of any offer to buy any security. The information contained herein has been compiled by PFL from sources believed to be reliable, but no representation or warranty, express or implied, is made by PFL Petroleum Limited, its affiliates or any other person as to its accuracy, completeness or correctness. Copyright 2017 PFL Petroleum Limited. All Rights Reserved