



MARKET DAILY

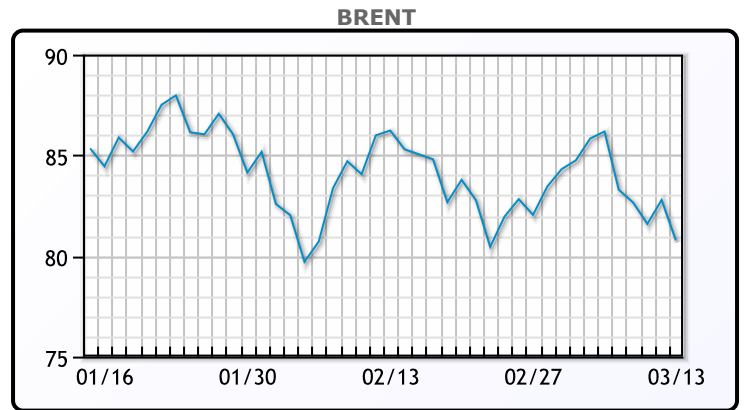
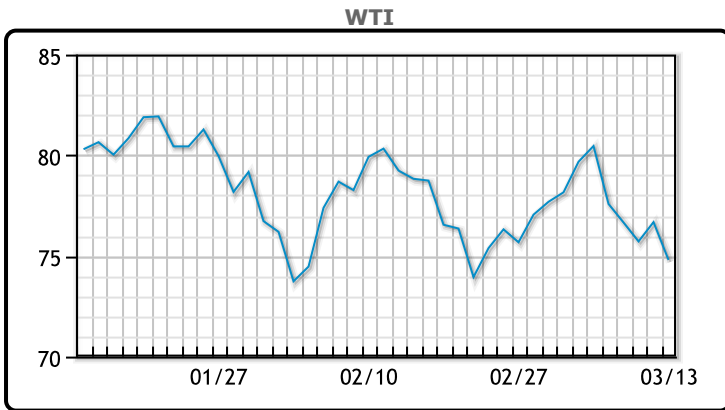
<https://www.pflpetroleum.com>
 1865 Veterans Park Dr. Suite 303
 Naples, Florida 34109
 Phone: 239-390-2885
 Fax: 239-949-0611
 Mar 13, 2023 8:34 PM

Major Energy Futures		
	Settle	Change
Brent	80.77	2.01
Gas Oil	804.25	-8
Natural Gas	2.606	0.176
RBOB	259.14	-5.44
ULSD	276.15	-1.14
WTI	74.8	1.88

Market Commentary

Oil prices fell again today as the market was rattled by bank failures in the US that roiled equity markets. U.S. authorities launched emergency measures on Sunday to shore up confidence in the banking system after fears of contagion from the failure of Silicon Valley Bank led to a sell-off in U.S. assets at the end of last week and state regulators closed New York-based Signature Bank (SBNY.O) on Sunday. However the ongoing situation could lead to a Fed pivot where they halt rate hikes or even cut rates slightly. "It was kind of surprising today to see the big drop in oil considering the fact that the Fed more than likely will have a harder time raising interest rates aggressively and that should cause weakness in the dollar," Price Futures Group analyst Phil Flynn said. WTI traded down \$1.88 or -2.5% to close at \$74.80. Brent traded down \$2.01 or -2.4% to close \$80.77.

Crude & Product Markets

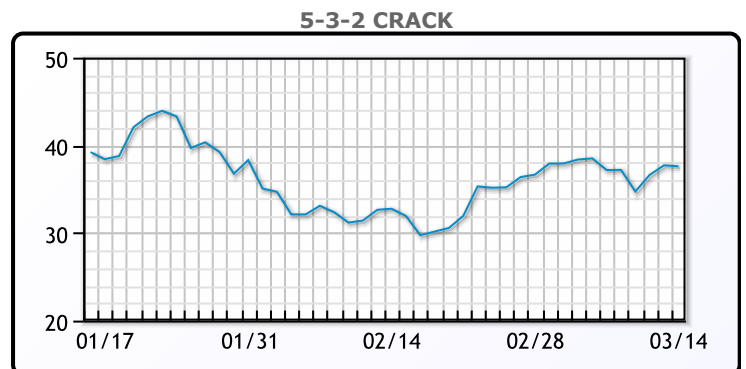
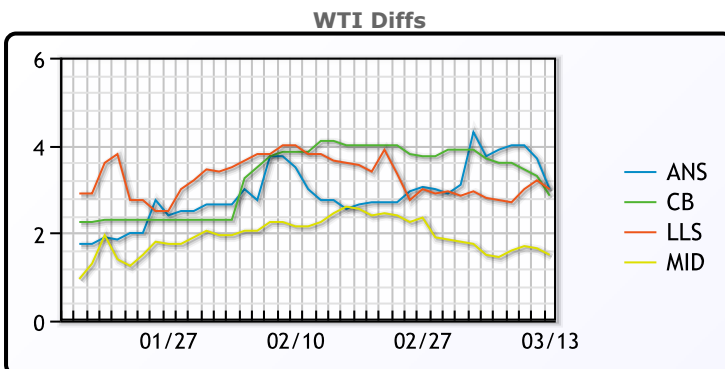


CRUDE

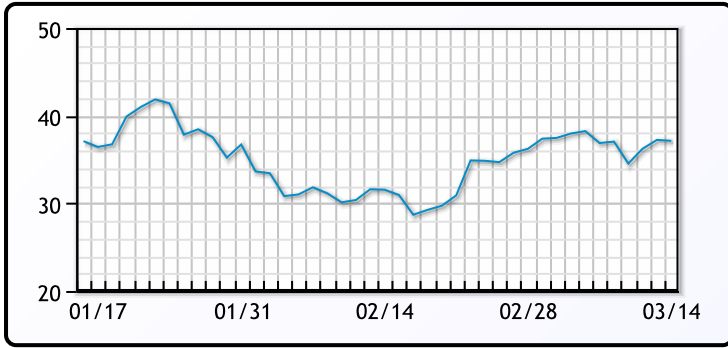
	Last	Week Ago	Month Ago
ANS	77.8	84.21	82.89
BLS	77.65	84.16	84.24
LLS	77.8	83.26	83.79
Mid	76.3	81.96	82.59
WTI	74.8	80.46	80.14

PRODUCTS

	Last	Week Ago	Month Ago
Gulf RBOB	239.14	254.9	247.61
Gulf ULSD	275.65	283.91	283.32
NYH RBOB	235.14	258.15	249.86
NYH ULSD	278.9	289.91	289.57
USGC 3%	58.88	63.38	60.63



3-2-1 Crack



Gulf 3-2-1 Crack



NGLs

MB

	Last	Week Ago	Month Ago
Butane	97.3	99.8	121
IsoButane	112.3	116.8	120
Natural Gasoline	157.8	173.5	171.75
Propane	79	91.3	82.75

CONWAY

	Last	Week Ago	Month Ago
Butane	92	105.3	118.5
IsoButane	125	110	144
Natural Gasoline	157	171.5	173
Propane	73.3	85	79.38

MB NON

	Last	Week Ago	Month Ago
Butane	97.3	110.3	120
IsoButane	112.3	116.8	120
Natural Gasoline	155.3	170.5	169.75
Propane	79	91.3	83.75

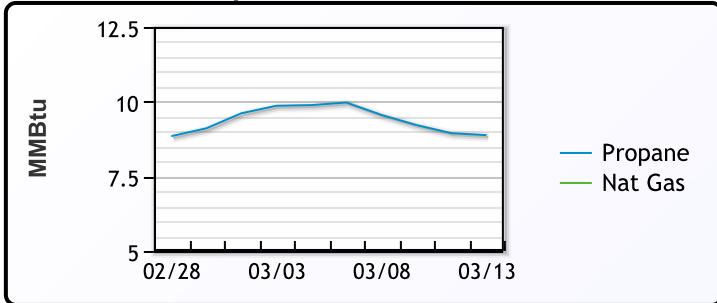
EDMONTON

	Last	Week Ago	Month Ago
Propane	51.3	63	53.38

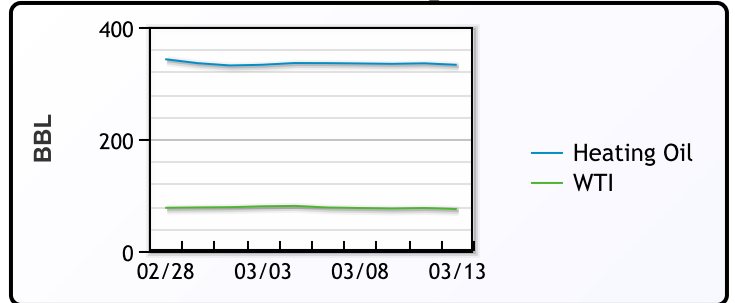
SARNIA

	Last	Week Ago	Month Ago
Propane	97.5	107	101

Propane MT.B Tet vs Nat Gas



WTI vs Heating Oil



FX

	Last	Change
CAD	1.3745	0.0014
DXY	103.738	0.143
Gold	1911.67	-2.03

RATES

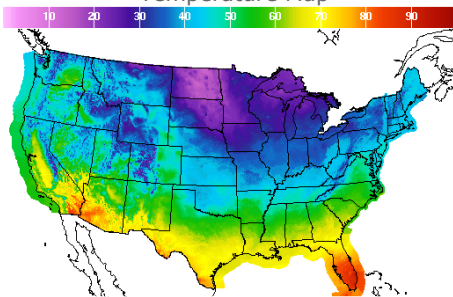
	Last	Change
US 2yr	4.0428	0.0664
US 10yr	3.56	-0.0132
CAN 10yr	2.769	-0.223

EQUITIES

	Last	Change
Nasdaq	11188.84	49.95
TSX	1177.64	-11.978
S&P 500	3855.76	-5.83

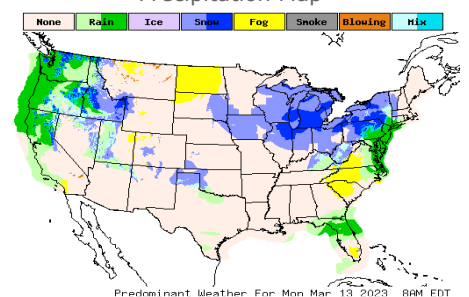
Weather Data

Temperature Map



City	HIGH °F	LOW °F
Calgary	33	2
Conway	19	-6
Cushing	45	31
Denver	51	29
Houston	69	55
Mont Belvieu	67	53
Sarnia	30	24
Williston	26	-6

Precipitation Map



This report has been prepared by PFL Petroleum Limited personnel for your information only and the views expressed are intended to provide market commentary and are not recommendations. This report is not an offer to sell or a solicitation of any offer to buy any security. The information contained herein has been compiled by PFL from sources believed to be reliable, but no representation or warranty, express or implied, is made by PFL Petroleum Limited, its affiliates or any other person as to its accuracy, completeness or correctness. Copyright 2017 PFL Petroleum Limited. All Rights Reserved