



MARKET DAILY

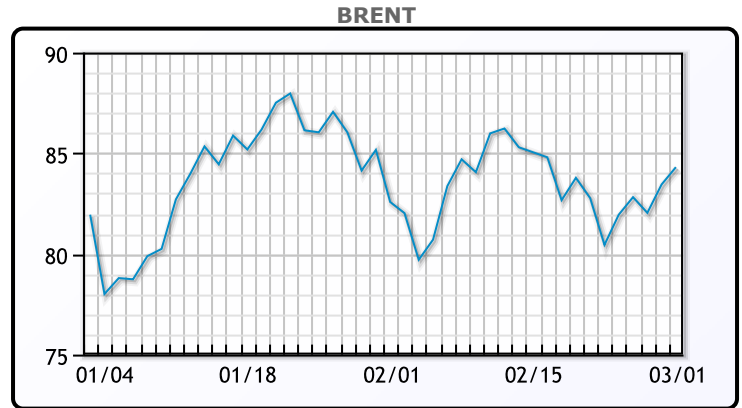
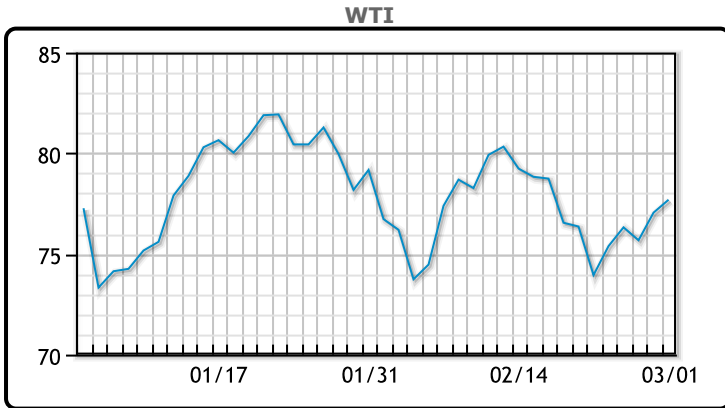
<https://www.pflpetroleum.com>
 1865 Veterans Park Dr. Suite 303
 Naples, Florida 34109
 Phone: 239-390-2885
 Fax: 239-949-0611
 Mar 1, 2023 7:07 PM

Major Energy Futures		
	Settle	Change
Brent	84.31	0.86
Gas Oil	839.25	7
Natural Gas	2.811	0.064
RBOB	267.48	3.28
ULSD	287.38	6.82
WTI	77.69	0.64

Market Commentary

Oil prices were higher today despite a build in crude inventories. Crude inventories rose 1.2MM/bbls vs a forecasted rise of 457K/bbls. A widening discount of WTI to Brent contributed to a jump in U.S. crude exports last week to record high at 5.6 million barrels per day, which resulted in a smaller build than in previous weeks. "Until this supply overhang is able to narrow amidst some decline in Cushing, US crude supply trends could further limit additional price upside," said Jim Ritterbusch, president of Ritterbusch and Associates in Galena, Illinois. Cushing, Oklahoma is the hub for U.S. crude storage. WTI traded up \$.64 or .8% to close at \$77.69. Brent traded up \$.86 or 1% to close at \$84.31.

Crude & Product Markets

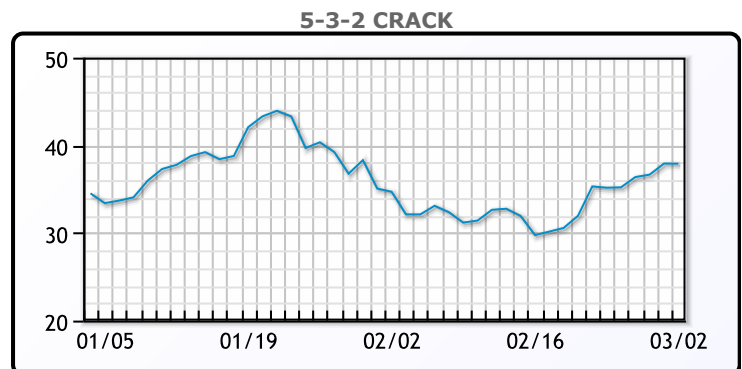
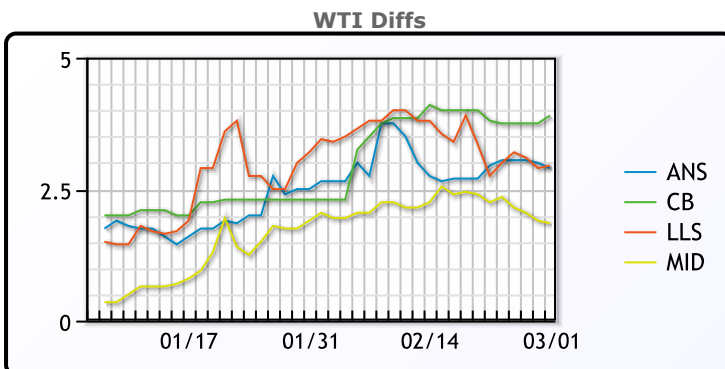


CRUDE

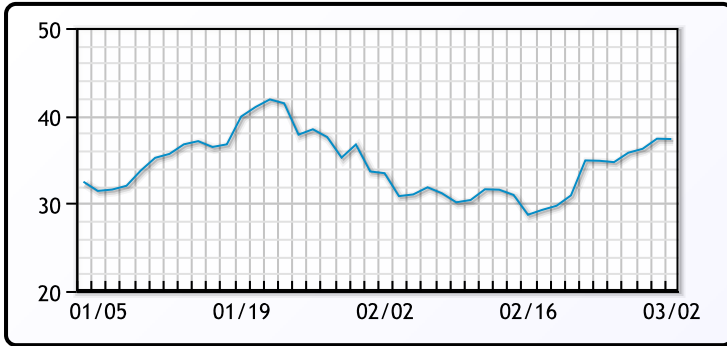
	Last	Week Ago	Month Ago
ANS	80.59	76.7	79.06
BLS	81.59	77.55	78.71
LLS	80.64	76.5	79.91
Mid	79.54	76	78.36
WTI	77.69	73.75	76.41

PRODUCTS

	Last	Week Ago	Month Ago
Gulf RBOB	237.73	225.51	239.63
Gulf ULSD	283.38	265.23	290.24
NYH RBOB	243.35	228.01	243.63
NYH ULSD	288.63	269.73	297.74
USGC 3%	61.13	57.38	55.38



3-2-1 Crack



Gulf 3-2-1 Crack



NGLs

MB

	Last	Week Ago	Month Ago
Butane	96.5	127.5	117.5
IsoButane	116	127.5	118.13
Natural Gasoline	167.5	164.5	167.5
Propane	88	79.3	84.38

CONWAY

	Last	Week Ago	Month Ago
Butane	110.5	122	117.13
IsoButane	133	142	139
Natural Gasoline	167	164	169.25
Propane	81	77.3	81.82

MB NON

	Last	Week Ago	Month Ago
Butane	110.5	127.5	116.5
IsoButane	116	127.5	118.13
Natural Gasoline	165	161.5	166.5
Propane	88	80.3	85.06

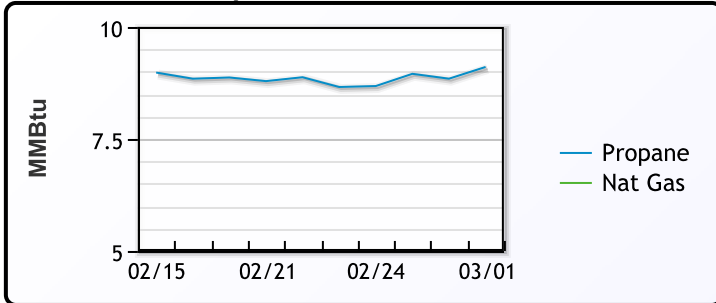
EDMONTON

	Last	Week Ago	Month Ago
Propane	57.5	53.8	61.06

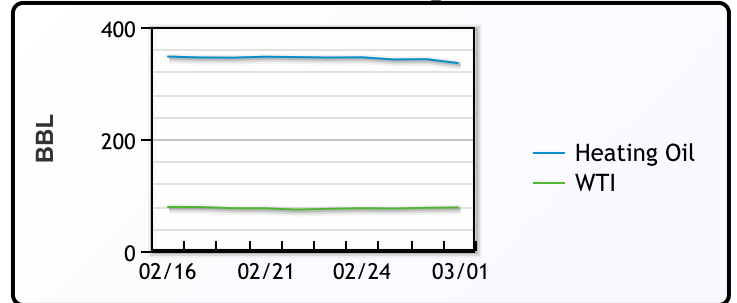
SARNIA

	Last	Week Ago	Month Ago
Propane	96.3	98	110.25

Propane MT.B Tet vs Nat Gas



WTI vs Heating Oil



FX

	Last	Change
CAD	1.3592	-0.0002
DXY	104.483	-0.386
Gold	1836.24	-0.48

RATES

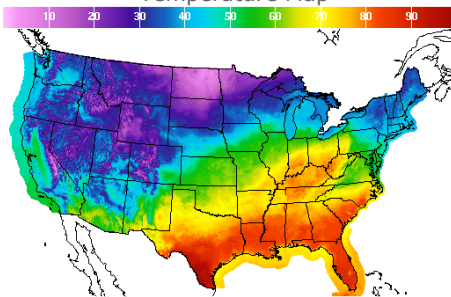
	Last	Change
US 2yr	4.8785	0.0021
US 10yr	3.9905	-0.002
CAN 10yr	3.408	0.079

EQUITIES

	Last	Change
Nasdaq	11379.48	-76.06
TSX	1217.913	1.186
S&P 500	3951.39	-18.76

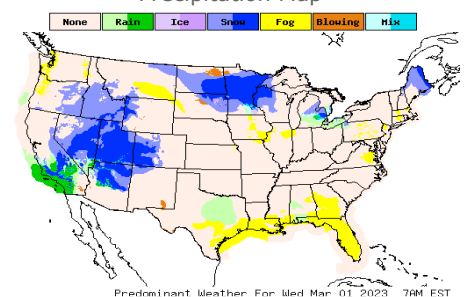
Weather Data

Temperature Map



City	HIGH °F	LOW °F
Calgary	29	-6
Conway	6	-9
Cushing	61	48
Denver	39	29
Houston	85	69
Mont Belvieu	78	67
Sarnia	41	31
Williston	17	9

Precipitation Map



This report has been prepared by PFL Petroleum Limited personnel for your information only and the views expressed are intended to provide market commentary and are not recommendations. This report is not an offer to sell or a solicitation of any offer to buy any security. The information contained herein has been compiled by PFL from sources believed to be reliable, but no representation or warranty, express or implied, is made by PFL Petroleum Limited, its affiliates or any other person as to its accuracy, completeness or correctness. Copyright 2017 PFL Petroleum Limited. All Rights Reserved