



MARKET DAILY

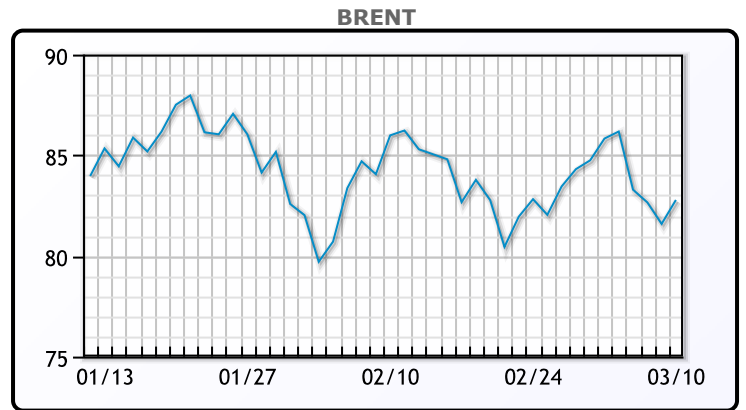
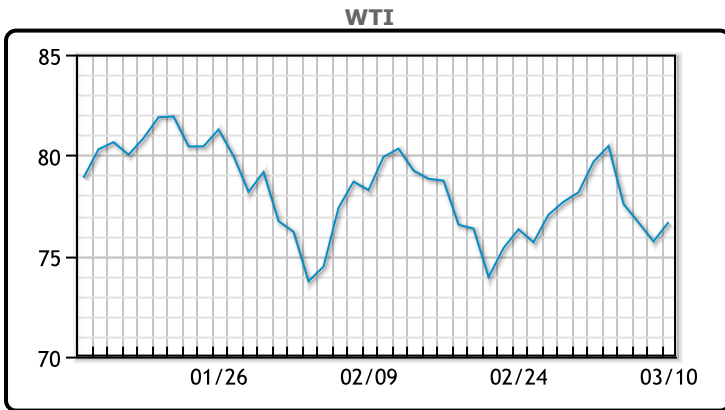
<https://www.pflpetroleum.com>
 1865 Veterans Park Dr. Suite 303
 Naples, Florida 34109
 Phone: 239-390-2885
 Fax: 239-949-0611
 Mar 10, 2023 9:22 PM

Major Energy Futures		
	Settle	Change
Brent	82.78	1.19
Gas Oil	812.25	-2.75
Natural Gas	2.43	-0.008
RBOB	264.58	-8.38
ULSD	277.29	-7.3
WTI	76.68	0.96

Market Commentary

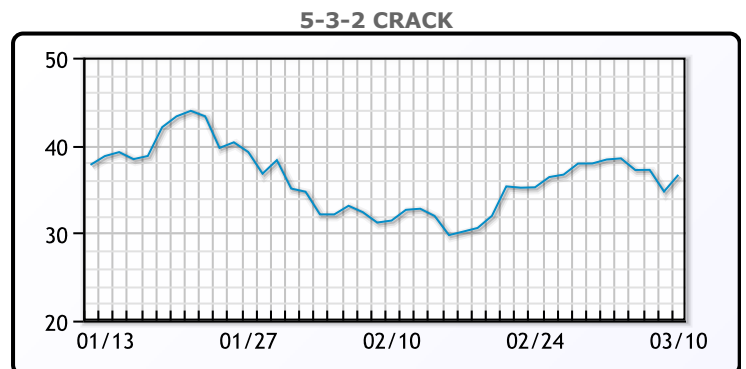
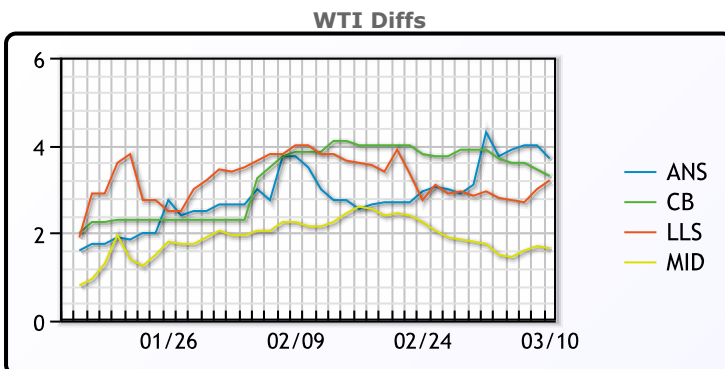
Oil prices rose today after better than expected payroll numbers spurred hopes of a robust US economy. Broader U.S. employment data for February beat expectations with nonfarm payrolls rising by 311,000, compared with analysts expectation of 205,000 jobs added. Financial markets also tanked today, hitting two month lows. U.S. oil rigs fell by 2 to 590 this week, their lowest since June, according to data from Baker Hughes. Money managers cut their net long U.S. crude futures and options positions in the week to Feb. 21, the U.S. Commodity Futures Trading Commission (CFTC) said. WTI traded up \$.96 or 1.3% to close at \$76.68. Brent traded up \$1.19 or 1.5% to close at \$82.78.

Crude & Product Markets

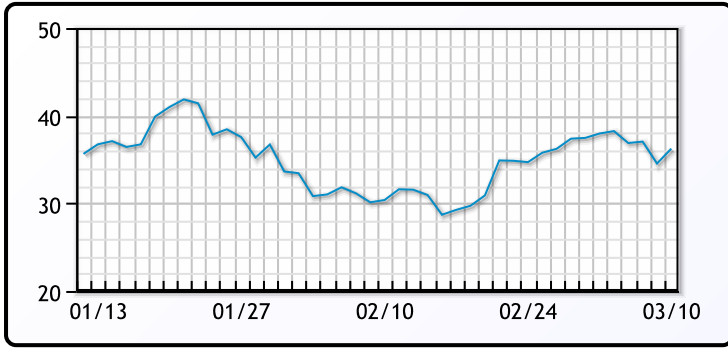


CRUDE			
	Last	Week Ago	Month Ago
ANS	80.38	83.98	82.47
BLS	79.98	83.58	83.82
LLS	79.88	82.63	83.52
Mid	78.33	81.43	81.97
WTI	76.68	79.68	79.72

PRODUCTS			
	Last	Week Ago	Month Ago
Gulf RBOB	245.33	244.04	246.62
Gulf ULSD	276.29	287.06	278.83
NYH RBOB	240.58	251.29	247.12
NYH ULSD	279.17	293.31	285.83
USGC 3%	61.13	62.38	60.88



3-2-1 Crack



Gulf 3-2-1 Crack



NGLs

MB

	Last	Week Ago	Month Ago
Butane	90.4	99.5	130.5
IsoButane	107.9	117.1	129.5
Natural Gasoline	163.1	170.5	171.75
Propane	81.3	90.5	85.25

CONWAY

	Last	Week Ago	Month Ago
Butane	95.8	104.8	125
IsoButane	120	119.5	154
Natural Gasoline	162.3	169	177
Propane	75.3	84.8	81.25

MB NON

	Last	Week Ago	Month Ago
Butane	55.3	109.3	129.5
IsoButane	107.9	117.1	129.5
Natural Gasoline	160.1	167.5	169.75
Propane	81.3	90.8	86.25

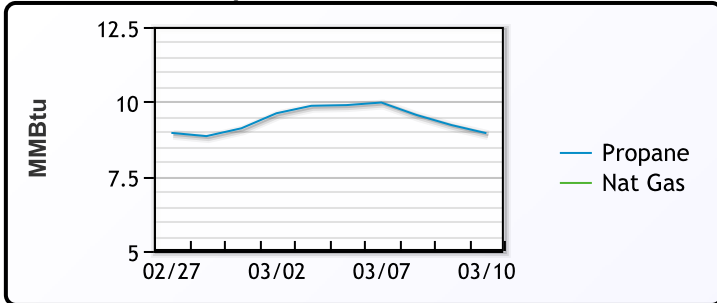
EDMONTON

	Last	Week Ago	Month Ago
Propane	53.3	61.8	55.25

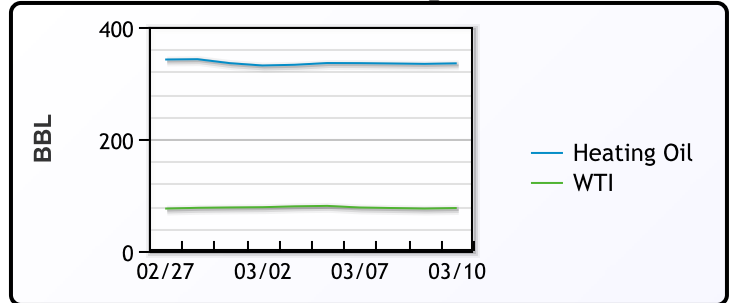
SARNIA

	Last	Week Ago	Month Ago
Propane	105.5	106	102

Propane MT.B Tet vs Nat Gas



WTI vs Heating Oil



FX

	Last	Change
CAD	1.3832	0.0004
DXY	104.576	-0.733
Gold	1868.26	37.23

RATES

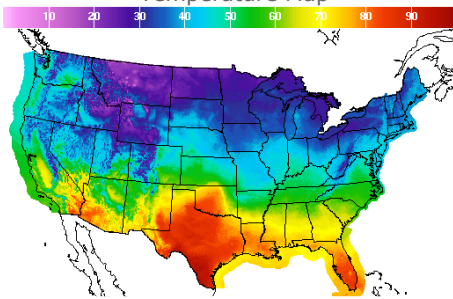
	Last	Change
US 2yr	4.5862	-0.2838
US 10yr	3.6987	-0.2045
CAN 10yr	2.992	-0.165

EQUITIES

	Last	Change
Nasdaq	11138.89	-199.46
TSX	1189.618	-18.68
S&P 500	3861.59	-56.73

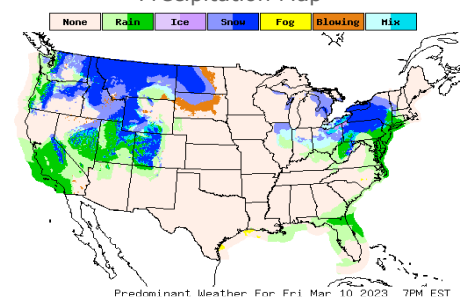
Weather Data

Temperature Map



City	HIGH °F	LOW °F
Calgary	14	-6
Conway	28	16
Cushing	54	35
Denver	59	30
Houston	82	68
Mont Belvieu	79	66
Sarnia	32	29
Williston	25	3

Precipitation Map



This report has been prepared by PFL Petroleum Limited personnel for your information only and the views expressed are intended to provide market commentary and are not recommendations. This report is not an offer to sell or a solicitation of any offer to buy any security. The information contained herein has been compiled by PFL from sources believed to be reliable, but no representation or warranty, express or implied, is made by PFL Petroleum Limited, its affiliates or any other person as to its accuracy, completeness or correctness. Copyright 2017 PFL Petroleum Limited. All Rights Reserved