



MARKET DAILY

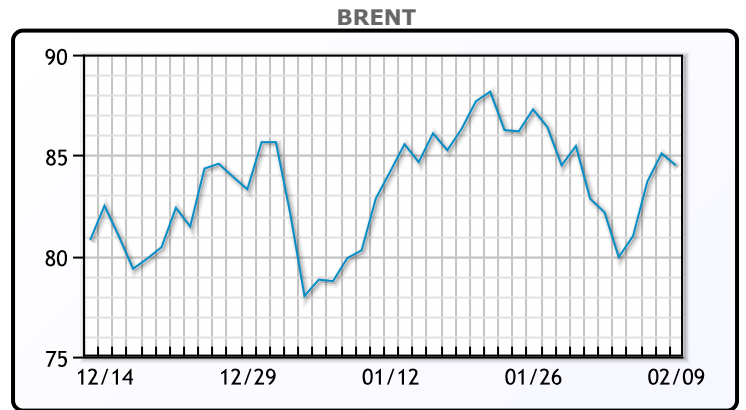
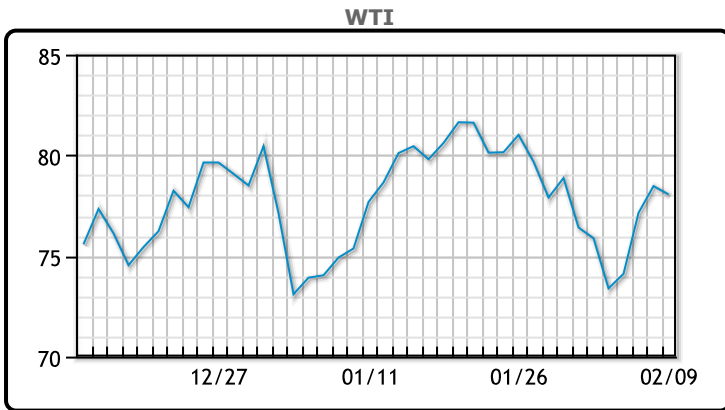
<https://www.pflpetroleum.com>
 1865 Veterans Park Dr. Suite 303
 Naples, Florida 34109
 Phone: 239-390-2885
 Fax: 239-949-0611
 Feb 9, 2023 7:43 PM

Major Energy Futures		
	Settle	Change
Brent	84.5	-0.59
Gas Oil	814	4.25
Natural Gas	2.43	0.034
RBOB	244.75	-1.53
ULSD	281.54	-7.79
WTI	78.06	-0.41

Market Commentary

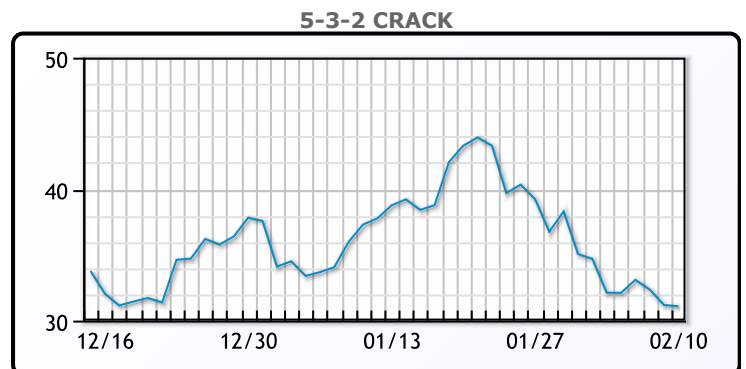
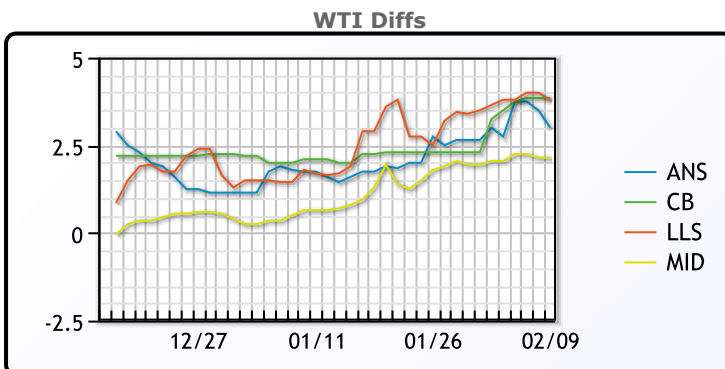
Oil prices were lower today as supply disruptions from the earthquake in Turkey are more limited than initially expected. The prospect of stronger demand from China provided some support to oil prices, as the world's second largest oil consumer ended more than three years of stringent zero-COVID policy. "We expect Chinese oil consumption to increase by around 1.0 million barrels a day this year, with strong growth emerging as early as late in Q1," analysts from ANZ bank wrote in a note. "Overall, this should push global demand up by 2.1 million barrels a day in 2023." Meanwhile Brent traded further into backwardation with the front month premium rising to \$3/bbl over contracts six months out. WTI traded down \$.41 or -.5% to close at \$78.06. Brent traded down \$.59 or -.7% to close at \$84.50.

Crude & Product Markets

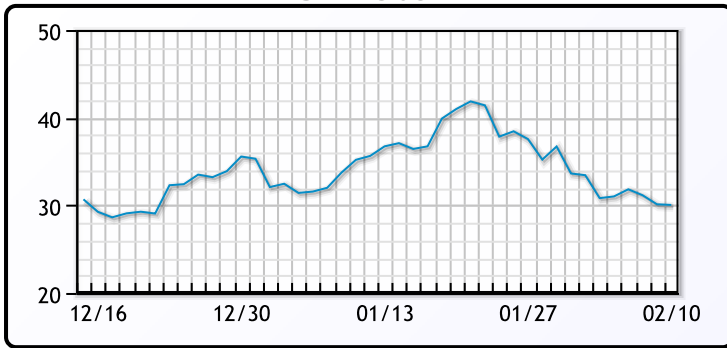


CRUDE			
	Last	Week Ago	Month Ago
ANS	81.06	78.88	76.38
BLS	81.91	79.13	76.73
LLS	81.86	79.53	76.33
Mid	80.21	77.93	75.28
WTI	78.06	75.88	74.63

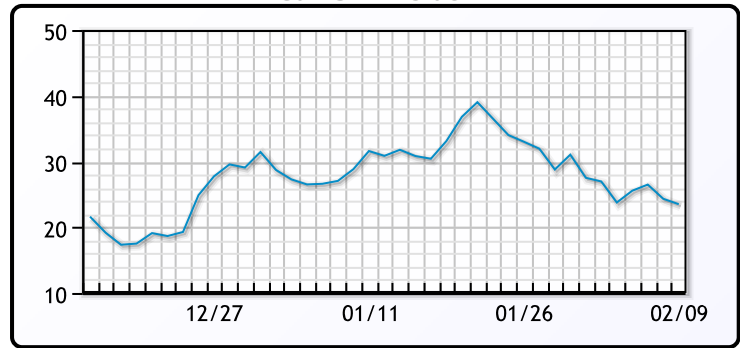
PRODUCTS			
	Last	Week Ago	Month Ago
Gulf RBOB	240.62	238.98	223.79
Gulf ULSD	274.54	284.3	304.85
NYH RBOB	242	243.48	228.91
NYH ULSD	281.42	292.67	309.6
USGC 3%	58.88	55.13	51.88



3-2-1 Crack



Gulf 3-2-1 Crack



NGLs

MB

	Last	Week Ago	Month Ago
Butane	135.5	118	104
IsoButane	135.5	118.5	109
Natural Gasoline	169	167	153.5
Propane	85.75	81.25	75.5

CONWAY

	Last	Week Ago	Month Ago
Butane	129.5	118	104.75
IsoButane	144	144	135
Natural Gasoline	171	169	153.25
Propane	81	78.75	74.5

MB NON

	Last	Week Ago	Month Ago
Butane	134.5	117	104
IsoButane	134.5	118.5	109
Natural Gasoline	167	166	153.25
Propane	86	81.5	75.63

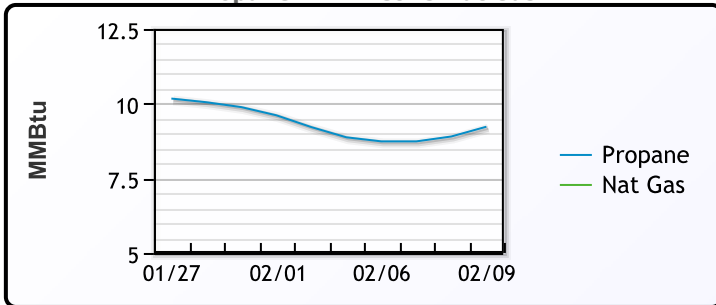
EDMONTON

	Last	Week Ago	Month Ago
Propane	59	56.75	61.5

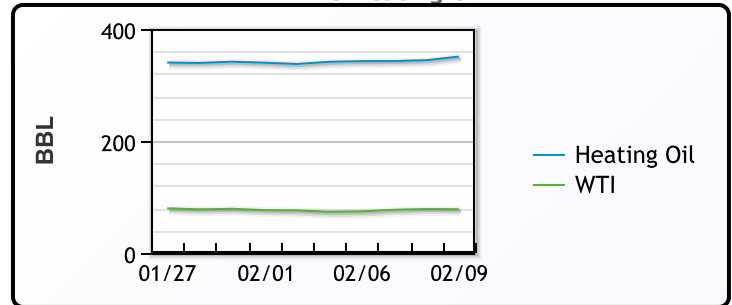
SARNIA

	Last	Week Ago	Month Ago
Propane	99.25	108	102

Propane MT.B Tet vs Nat Gas



WTI vs Heating Oil



FX

	Last	Change
CAD	1.3456	0.0002
DXY	103.221	-0.188
Gold	1861.39	-0.39

RATES

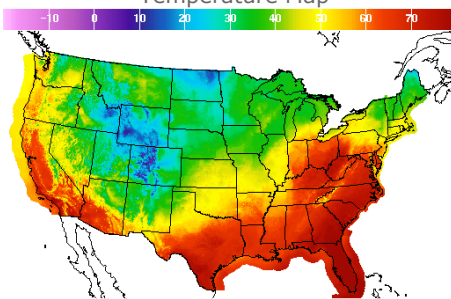
	Last	Change
US 2yr	4.4862	0.0042
US 10yr	3.6693	0.0114
CAN 10yr	3.053	0.038

EQUITIES

	Last	Change
Nasdaq	11789.58	-120.94
TSX	1241.691	-3.964
S&P 500	4081.5	-36.36

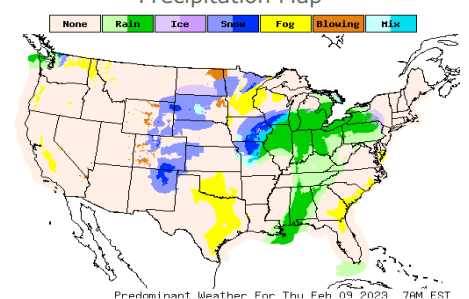
Weather Data

Temperature Map



City	HIGH °F	LOW °F
Calgary	39	11
Conway	29	4
Cushing	51	34
Denver	33	26
Houston	70	49
Mont Belvieu	65	47
Sarnia	48	34
Williston	29	6

Precipitation Map



This report has been prepared by PFL Petroleum Limited personnel for your information only and the views expressed are intended to provide market commentary and are not recommendations. This report is not an offer to sell or a solicitation of any offer to buy any security. The information contained herein has been compiled by PFL from sources believed to be reliable, but no representation or warranty, express or implied, is made by PFL Petroleum Limited, its affiliates or any other person as to its accuracy, completeness or correctness. Copyright 2017 PFL Petroleum Limited. All Rights Reserved