



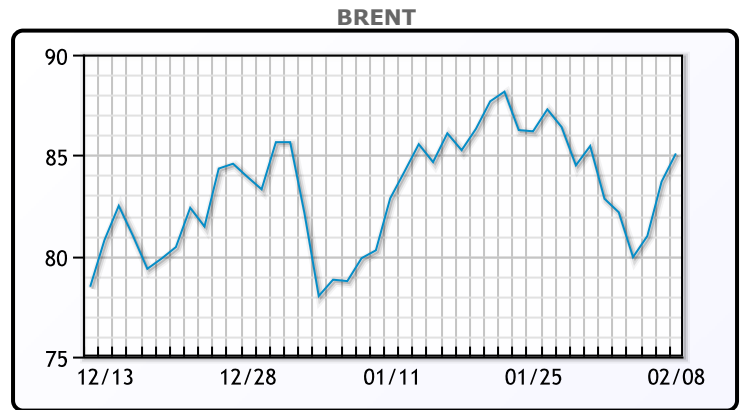
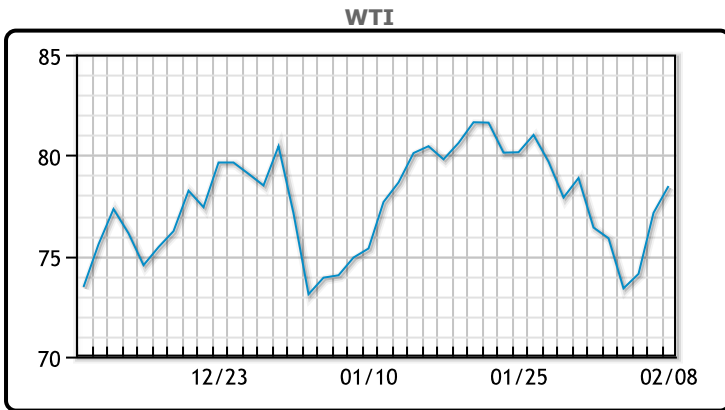
# MARKET DAILY

<https://www.pflpetroleum.com>  
 1865 Veterans Park Dr. Suite 303  
 Naples, Florida 34109  
 Phone: 239-390-2885  
 Fax: 239-949-0611  
 Feb 8, 2023 8:09 PM

Major Energy Futures		
	Settle	Change
Brent	85.09	1.4
Gas Oil	836	50
Natural Gas	2.396	-0.188
RBOB	246.28	0.6
ULSD	289.33	-1.11
WTI	78.47	1.33

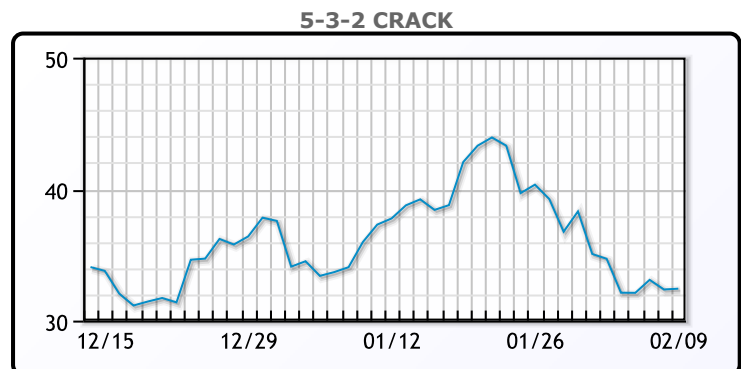
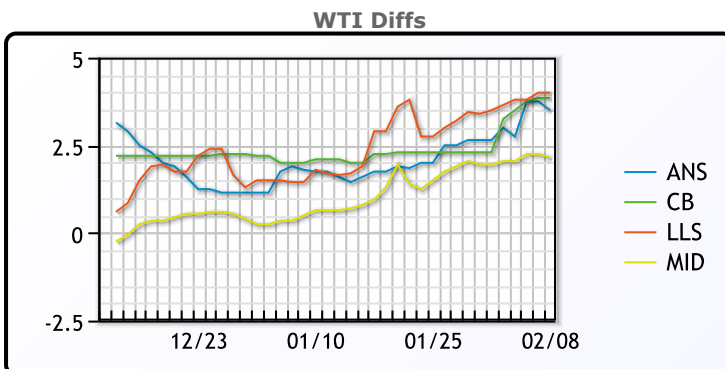
**Market Commentary**  
 Oil prices rose today for a third straight day in a broader "risk-on" trading day. Comments from the Fed seemed less hawkish than expected which helped settle some nerves in the market. Investors hope less aggressive rate hikes will help the US economy dodge a sharp recession. "A looming oil demand surge together with lackluster global supply growth will ensure that the oil balance tightens over the coming months," said Stephen Brennock of oil broker PVM. Oil production in the US rose to highest level since April 2020, limiting gains as investment in production starts to increase. WTI traded up \$1.33 or 1.7% to close at \$78.47. Brent traded up \$1.40 or 1.7% to close at \$85.09.

## Crude & Product Markets

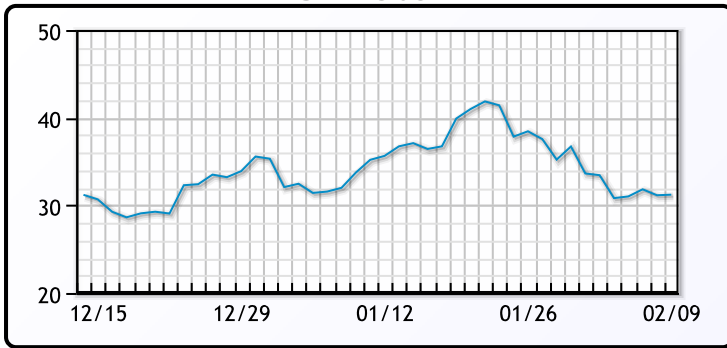


CRUDE			
	Last	Week Ago	Month Ago
ANS	81.97	79.06	75.52
BLS	82.32	78.71	75.87
LLS	82.47	79.91	75.57
Mid	80.62	78.36	74.42
WTI	78.47	76.41	73.77

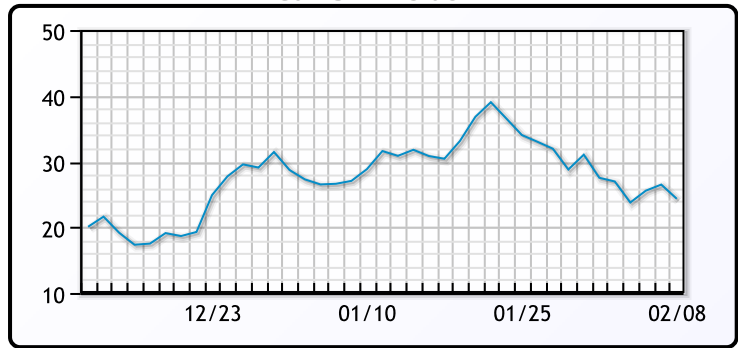
PRODUCTS			
	Last	Week Ago	Month Ago
Gulf RBOB	241.53	239.63	219.71
Gulf ULSD	282.83	290.24	299.07
NYH RBOB	243.53	243.63	224.09
NYH ULSD	289.08	297.74	304.45
USGC 3%	58.63	55.38	50.88



**3-2-1 Crack**



**Gulf 3-2-1 Crack**



**NGLs**

**MB**

	Last	Week Ago	Month Ago
Butane	129.5	117.5	100.38
IsoButane	128.5	118.13	105.38
Natural Gasoline	168.5	167.5	149.75
Propane	84.5	84.38	73.13

**CONWAY**

	Last	Week Ago	Month Ago
Butane	128.5	117.13	102
IsoButane	148	139	134
Natural Gasoline	175	169.25	151.5
Propane	80	81.82	72.38

**MB NON**

	Last	Week Ago	Month Ago
Butane	128.5	116.5	100.38
IsoButane	128.5	118.13	105.38
Natural Gasoline	166.5	166.5	149.5
Propane	85.25	85.06	73.25

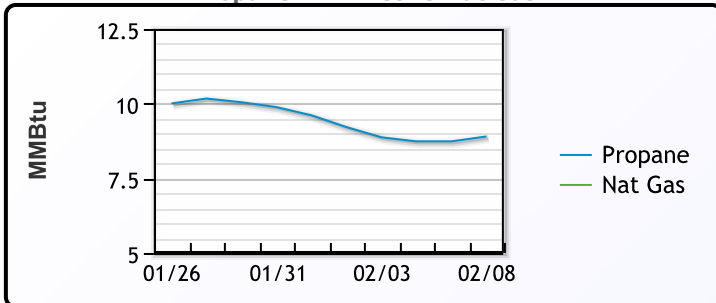
**EDMONTON**

	Last	Week Ago	Month Ago
Propane	55.38	61.06	61.88

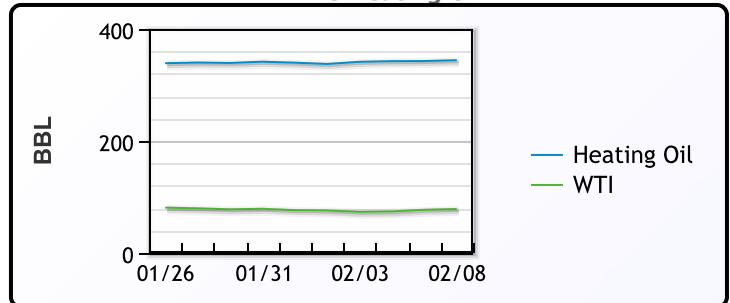
**SARNIA**

	Last	Week Ago	Month Ago
Propane	99.25	110.25	102

**Propane MT.B Tet vs Nat Gas**



**WTI vs Heating Oil**



**FX**

	Last	Change
CAD	1.346	0.0013
DXY	103.484	0.075
Gold	1872.58	-2.91

**RATES**

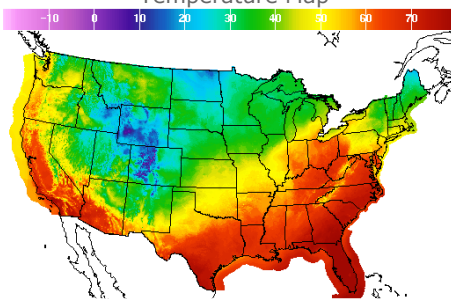
	Last	Change
US 2yr	4.4334	0.0126
US 10yr	3.6088	-0.001
CAN 10yr	3.015	-0.072

**EQUITIES**

	Last	Change
Nasdaq	11910.52	-203.27
TSX	1245.655	-3.218
S&P 500	4117.86	-46.14

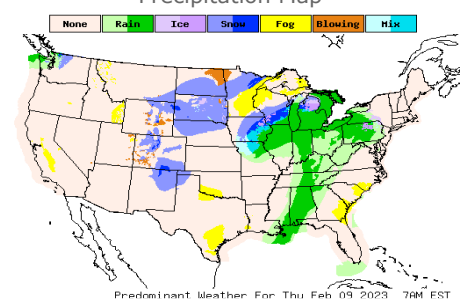
**Weather Data**

**Temperature Map**



City	HIGH °F	LOW °F
Calgary	29	16
Conway	32	19
Cushing	42	37
Denver	44	30
Houston	76	51
Mont Belvieu	73	50
Sarnia	40	30
Williston	35	24

**Precipitation Map**



This report has been prepared by PFL Petroleum Limited personnel for your information only and the views expressed are intended to provide market commentary and are not recommendations. This report is not an offer to sell or a solicitation of any offer to buy any security. The information contained herein has been compiled by PFL from sources believed to be reliable, but no representation or warranty, express or implied, is made by PFL Petroleum Limited, its affiliates or any other person as to its accuracy, completeness or correctness. Copyright 2017 PFL Petroleum Limited. All Rights Reserved