



# MARKET DAILY

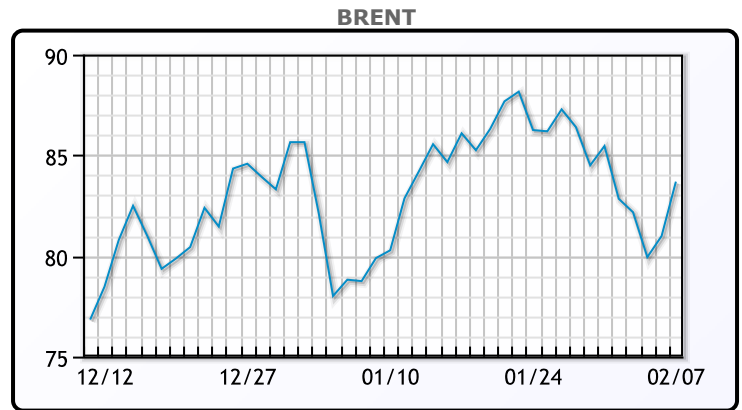
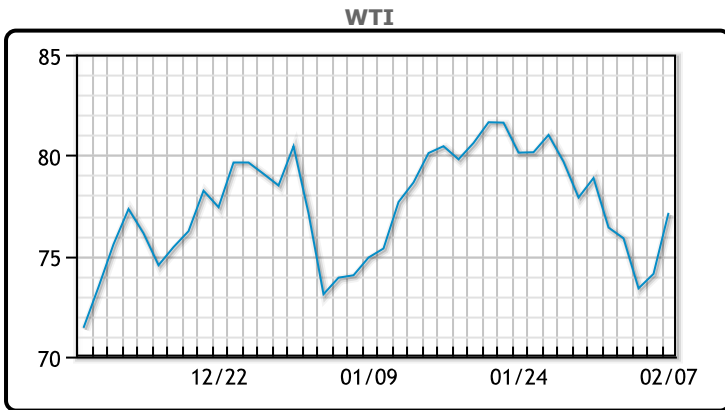
<https://www.pflpetroleum.com>  
 1865 Veterans Park Dr. Suite 303  
 Naples, Florida 34109  
 Phone: 239-390-2885  
 Fax: 239-949-0611  
 Feb 7, 2023 6:55 PM

Major Energy Futures		
	Settle	Change
Brent	83.69	2.7
Gas Oil	831.75	-37.25
Natural Gas	2.584	0.127
RBOB	245.68	8.34
ULSD	290.44	13.57
WTI	77.14	3.03

**Market Commentary**

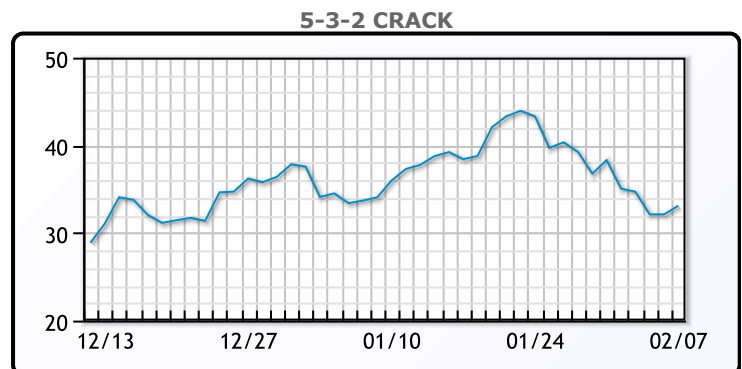
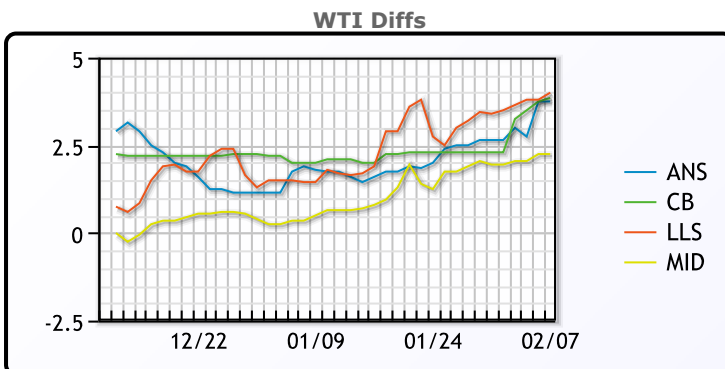
Oil prices rose today after the Fed Chair Jerome Powell eased market concerns over future interest rate hikes. He did however indicate that the bank has some way to go on raising rates and that January's jobs numbers show "why this will be a process that takes a significant period of time". Saudi Arabia shocked markets raising its price for Asian buyers for the first time in six months amid expectations of a demand recovery, especially from China. "That seemed to send home the message that the China reopening is real, and if Saudi Arabia is not afraid to raise prices on oil then that means demand is pretty good," said Phil Flynn, analyst at Price Futures Group. WTI traded up 3.03 or 4.1% to close at \$77.14. Brent traded up \$2.70 or 3.3% to close at \$83.69.

## Crude & Product Markets

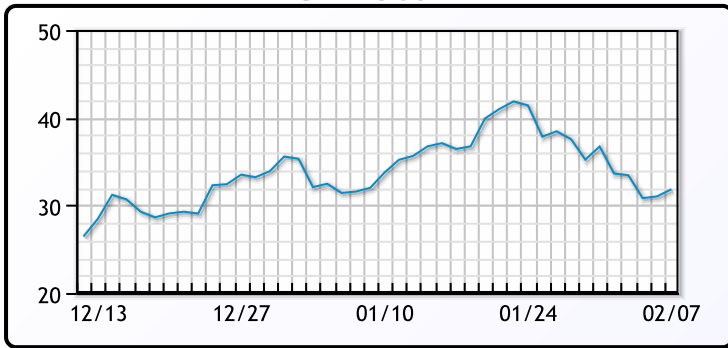


	Last	Week Ago	Month Ago
ANS	80.89	81.52	75.52
BLS	80.99	81.17	75.87
LLS	81.14	82.27	75.57
Mid	79.39	80.82	74.42
WTI	77.14	78.87	73.77

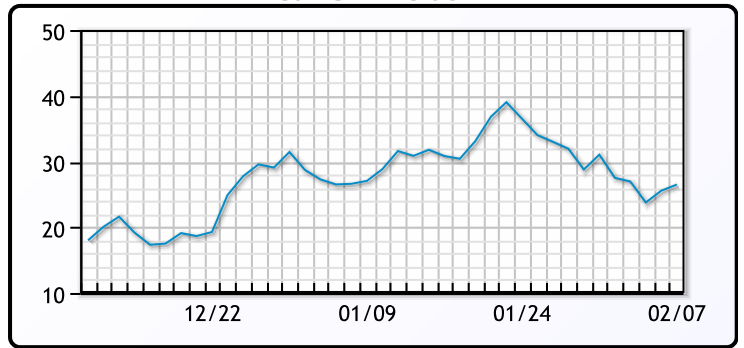
	Last	Week Ago	Month Ago
Gulf RBOB	242.43	250.43	219.71
Gulf ULSD	283.69	310.48	299.07
NYH RBOB	243.18	253.75	224.09
NYH ULSD	291.19	318.23	304.45
USGC 3%	57.63	57.88	50.88



3-2-1 Crack



Gulf 3-2-1 Crack



NGLs

MB

	Last	Week Ago	Month Ago
Butane	120.25	114	100.5
IsoButane	121.25	115	106.5
Natural Gasoline	167.25	174.25	149.75
Propane	81.125	87.5	73

CONWAY

	Last	Week Ago	Month Ago
Butane	119.5	114.5	102.25
IsoButane	139	135	134
Natural Gasoline	169.5	172	151.5
Propane	77.75	86.5	72.875

MB NON

	Last	Week Ago	Month Ago
Butane	120.25	114	100.5
IsoButane	121.25	115	106.5
Natural Gasoline	165	173	148.5
Propane	82.25	87.88	73.25

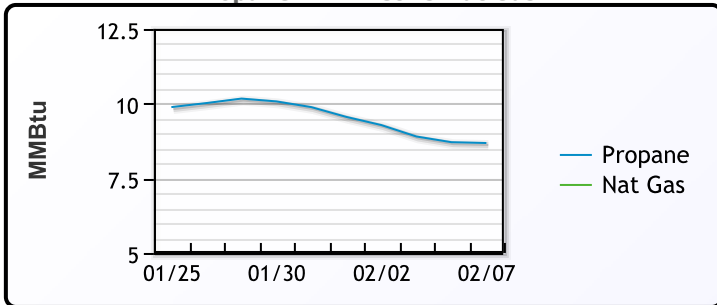
EDMONTON

	Last	Week Ago	Month Ago
Propane	55.38	65.38	61.88

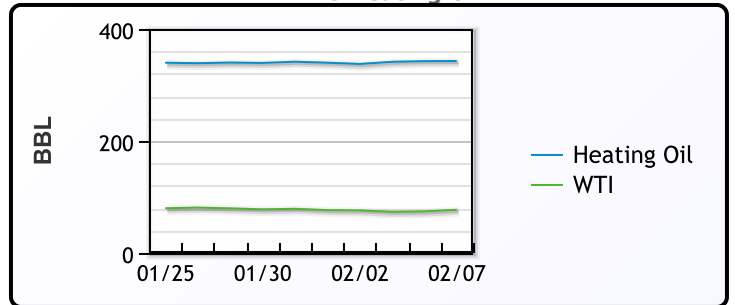
SARNIA

	Last	Week Ago	Month Ago
Propane	99.25	116.88	102

Propane MT.B Tet vs Nat Gas



WTI vs Heating Oil



FX

	Last	Change
CAD	1.3393	-0.0006
DXY	103.427	-0.194
Gold	1873.15	0.05

RATES

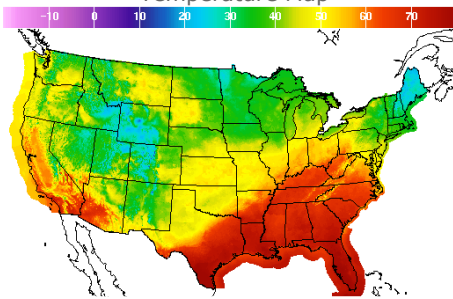
	Last	Change
US 2yr	4.4644	-0.008
US 10yr	3.6735	0.0336
CAN 10yr	3.087	0.035

EQUITIES

	Last	Change
Nasdaq	12113.79	226.34
TSX	1248.873	4.518
S&P 500	4164	52.92

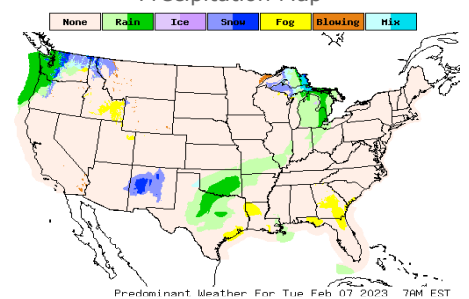
Weather Data

Temperature Map



City	HIGH °F	LOW °F
Calgary	35	21
Conway	34	14
Cushing	53	39
Denver	43	31
Houston	74	62
Mont Belvieu	69	60
Sarnia	45	28
Williston	36	16

Precipitation Map



This report has been prepared by PFL Petroleum Limited personnel for your information only and the views expressed are intended to provide market commentary and are not recommendations. This report is not an offer to sell or a solicitation of any offer to buy any security. The information contained herein has been compiled by PFL from sources believed to be reliable, but no representation or warranty, express or implied, is made by PFL Petroleum Limited, its affiliates or any other person as to its accuracy, completeness or correctness. Copyright 2017 PFL Petroleum Limited. All Rights Reserved