



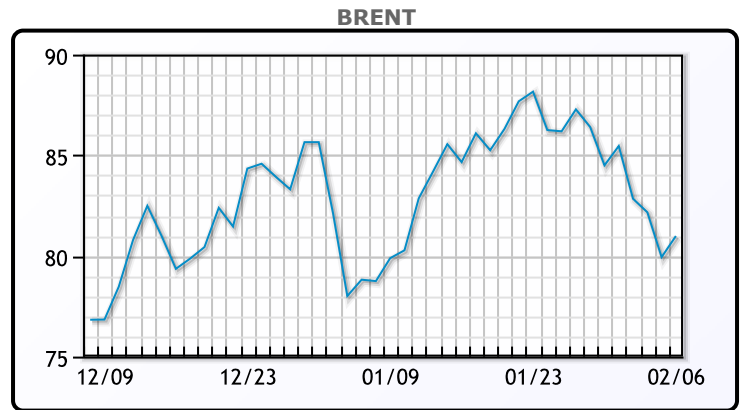
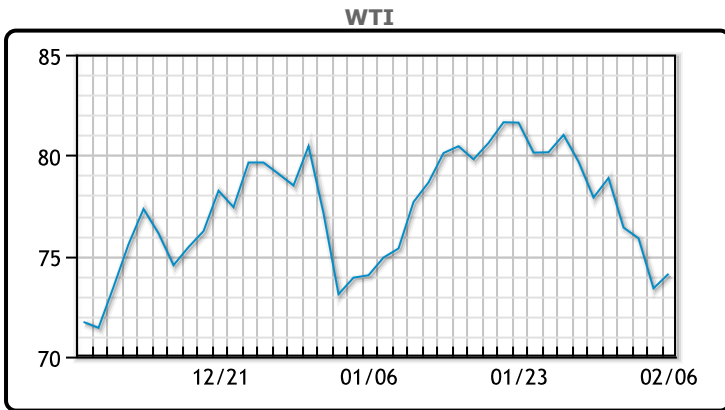
MARKET DAILY

<https://www.pflpetroleum.com>
 1865 Veterans Park Dr. Suite 303
 Naples, Florida 34109
 Phone: 239-390-2885
 Fax: 239-949-0611
 Feb 6, 2023 7:00 PM

Major Energy Futures		
	Settle	Change
Brent	80.40	0.46
Gas Oil	781.75	-26.5
Natural Gas	2.457	0.047
RBOB	237.34	5.24
ULSD	276.87	-0.66
WTI	73.59	0.20

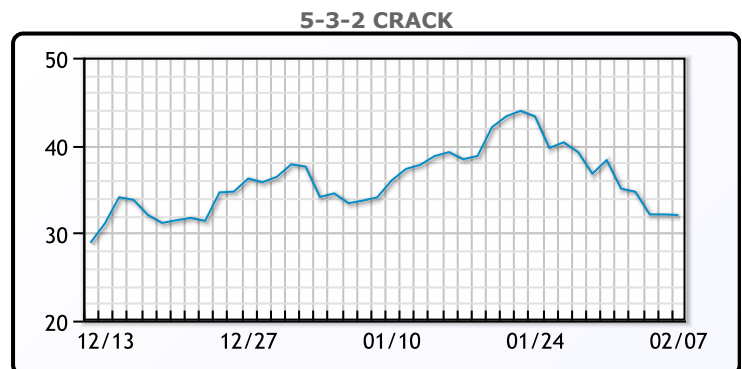
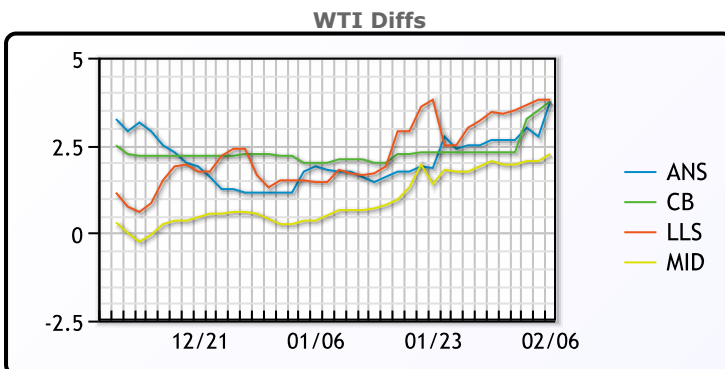
Market Commentary
 Oil prices rose slightly today but hovered near three week lows as fears of slower growth in major economies causes demand worries. The Fed opted to raise interest rates last week which boosted the dollar, another headwind for oil prices. Chinas reopening has been supportive of prices, and the IEA is forecasting that half of the gain in oil demand this year will come from the PRC. Also helping prices is the shutdown of Turkey's major oil export terminal, a result of the devastating earthquake earlier today. The facility has plenty of storage capacity available but it is unknown at this time how long it will be shut down. WTI traded up \$.20 or .3% to close at \$73.59. Brent traded up \$.46 or .6% to close at \$80.40.

Crude & Product Markets

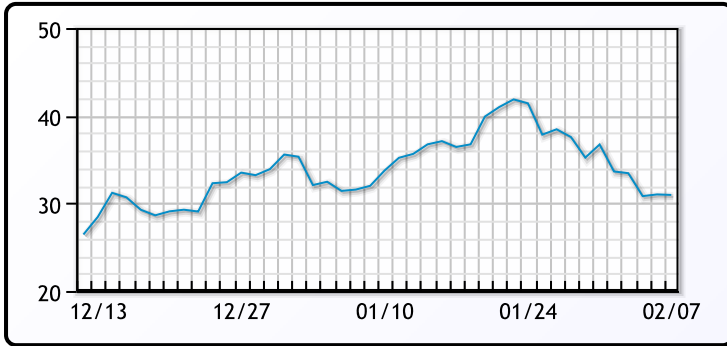


CRUDE			
	Last	Week Ago	Month Ago
ANS	77.86	80.55	75.52
BLS	77.86	80.2	75.87
LLS	77.91	81.35	75.57
Mid	76.36	79.95	74.42
WTI	74.11	77.9	73.77

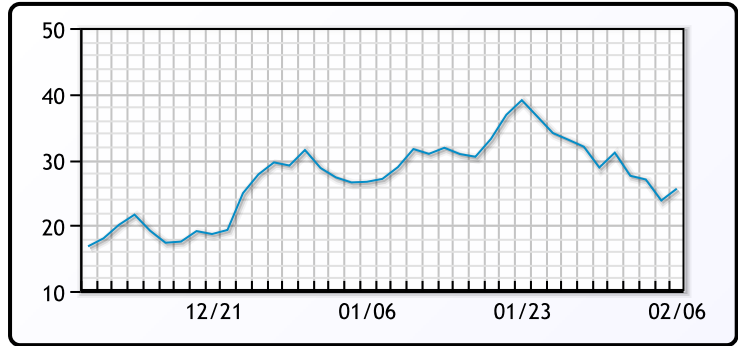
PRODUCTS			
	Last	Week Ago	Month Ago
Gulf RBOB	232.84	244.08	219.71
Gulf ULSD	270.74	302.23	299.07
NYH RBOB	234.44	249.14	224.09
NYH ULSD	277.74	310.08	304.45
USGC 3%	54.13	56.88	50.88



3-2-1 Crack



Gulf 3-2-1 Crack



NGLs

MB

	Last	Week Ago	Month Ago
Butane	118.5	114.88	100.38
IsoButane	121	115.63	105.38
Natural Gasoline	160.5	172	149.75
Propane	80	90.5	73.13

CONWAY

	Last	Week Ago	Month Ago
Butane	117.5	115.25	102
IsoButane	140	136	134
Natural Gasoline	161.5	172.5	151.5
Propane	75.38	89.5	72.38

MB NON

	Last	Week Ago	Month Ago
Butane	117.5	113.88	100.38
IsoButane	121	115.63	105.38
Natural Gasoline	159.5	171	149.5
Propane	80.75	90.38	73.25

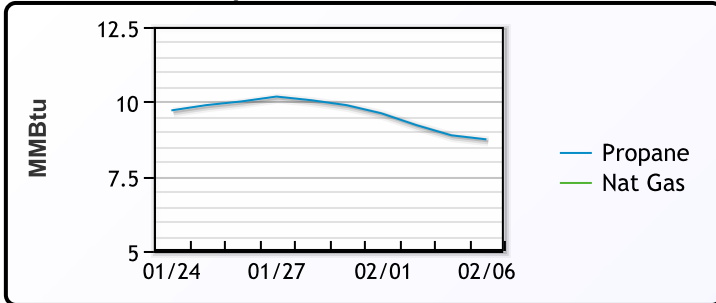
EDMONTON

	Last	Week Ago	Month Ago
Propane	51.38	68.75	61.88

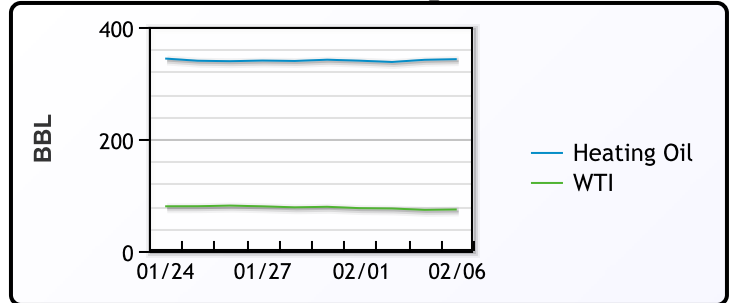
SARNIA

	Last	Week Ago	Month Ago
Propane	102	117.75	102

Propane MT.B Tet vs Nat Gas



WTI vs Heating Oil



FX

	Last	Change
CAD	1.3443	-0.0003
DXY	103.621	0.706
Gold	1868.49	1.01

RATES

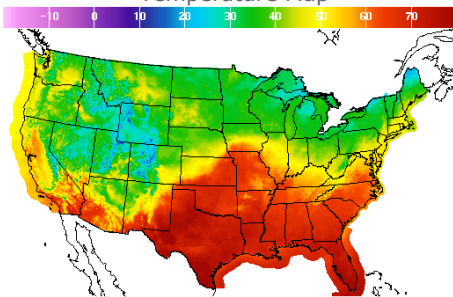
	Last	Change
US 2yr	4.4724	0
US 10yr	3.6399	0
CAN 10yr	3.052	0.123

EQUITIES

	Last	Change
Nasdaq	11887.45	-119.51
TSX	1244.355	-7.337
S&P 500	4111.08	-25.4

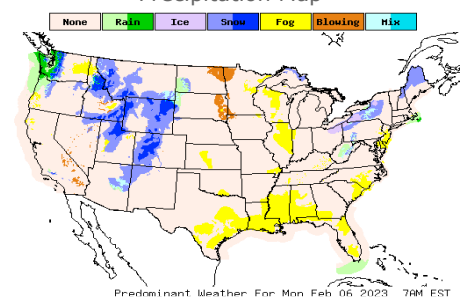
Weather Data

Temperature Map



City	HIGH °F	LOW °F
Calgary	43	14
Conway	33	15
Cushing	68	50
Denver	42	31
Houston	73	57
Mont Belvieu	68	56
Sarnia	30	22
Williston	33	16

Precipitation Map



This report has been prepared by PFL Petroleum Limited personnel for your information only and the views expressed are intended to provide market commentary and are not recommendations. This report is not an offer to sell or a solicitation of any offer to buy any security. The information contained herein has been compiled by PFL from sources believed to be reliable, but no representation or warranty, express or implied, is made by PFL Petroleum Limited, its affiliates or any other person as to its accuracy, completeness or correctness. Copyright 2017 PFL Petroleum Limited. All Rights Reserved