



MARKET DAILY

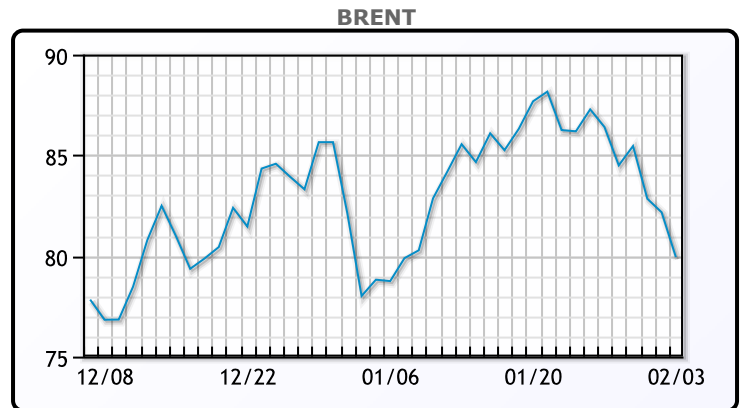
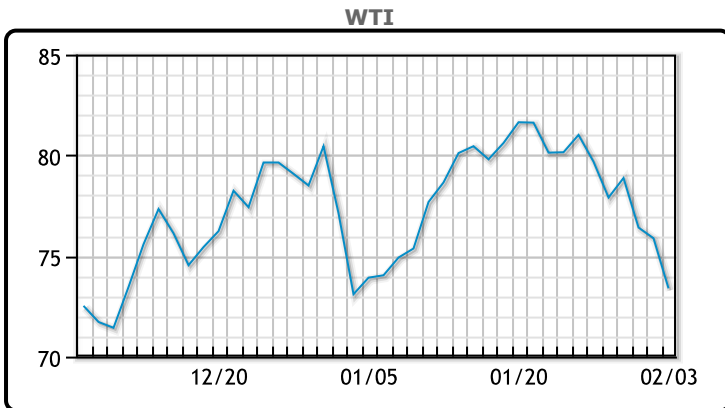
<https://www.pflpetroleum.com>
 1865 Veterans Park Dr. Suite 303
 Naples, Florida 34109
 Phone: 239-390-2885
 Fax: 239-949-0611
 Feb 3, 2023 8:11 PM

Major Energy Futures		
	Settle	Change
Brent	79.94	-2.23
Gas Oil	819	-36.25
Natural Gas	2.41	-0.012
RBOB	232.1	-0.15
ULSD	277.53	-5.44
WTI	73.39	-2.49

Market Commentary

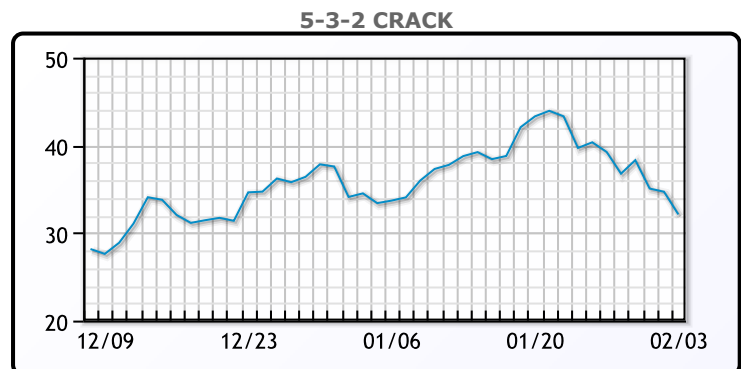
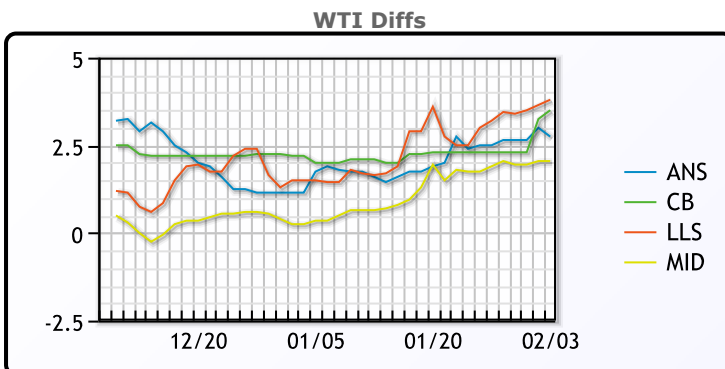
Oil prices were lower today, falling to three week lows even as job growth accelerated sharply. WTI was down 7.9% and Brent 7.8% week over week. Interest rates are likely to weigh on the US and EU economies in 2023 and these fears have been weighing on oil markets. "The market can't decide whether it should be nervous about a recession or more worried about the Federal Reserve being aggressive with interest rates," said Phil Flynn, analyst at Price Futures Group. US energy firms cut the number of oil and gas rigs at the highest rate since June 2020, falling by 10 to 599. Production remained unchanged at 12.2Mm/bpd. WTI traded down \$2.49 or -3.3% to close at \$73.39. Brent traded down \$2.23 or -2.7% to close at \$79.94.

Crude & Product Markets

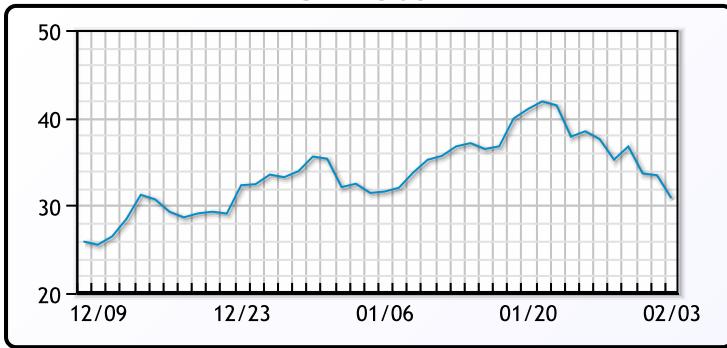


CRUDE			
	Last	Week Ago	Month Ago
ANS	76.14	82.18	78.68
BLS	76.89	81.98	78.93
LLS	77.19	82.88	78.43
Mid	75.44	81.58	77.28
WTI	73.39	79.68	76.93

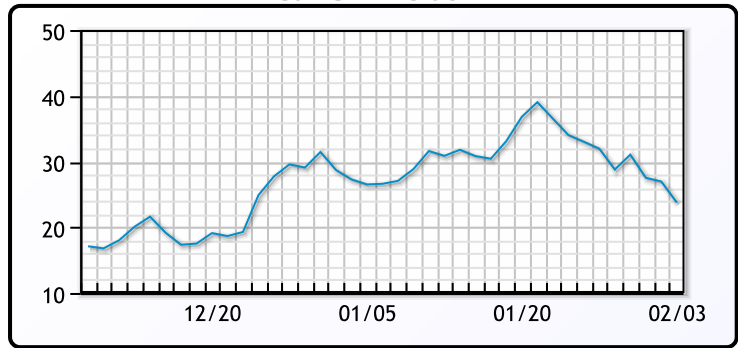
PRODUCTS			
	Last	Week Ago	Month Ago
Gulf RBOB	226.6	253.22	231.37
Gulf ULSD	271.78	316.52	306.65
NYH RBOB	230.1	258.11	235.75
NYH ULSD	280.53	326.55	315.9
USGC 3%	52.63	58.88	55.13



3-2-1 Crack



Gulf 3-2-1 Crack



NGLs

MB

	Last	Week Ago	Month Ago
Butane	114.5	117.25	103.5
IsoButane	115.5	117.25	108
Natural Gasoline	160.25	175.5	156
Propane	80	92	77.25

CONWAY

	Last	Week Ago	Month Ago
Butane	116.25	117.25	102.5
IsoButane	140	144	135
Natural Gasoline	161	174.5	157
Propane	77	90.63	76.63

MB NON

	Last	Week Ago	Month Ago
Butane	113.5	116.25	103.5
IsoButane	115.5	117.25	108
Natural Gasoline	159.25	175	156
Propane	80.75	91.88	76.88

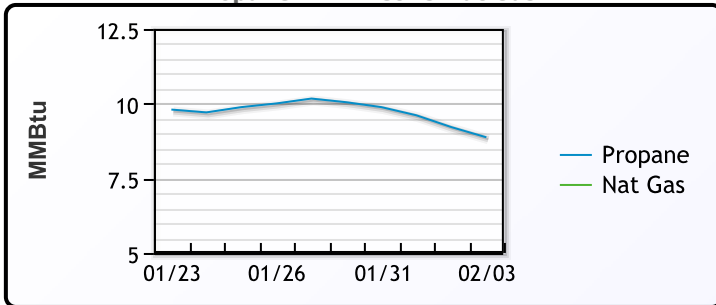
EDMONTON

	Last	Week Ago	Month Ago
Propane	55	70.13	66.63

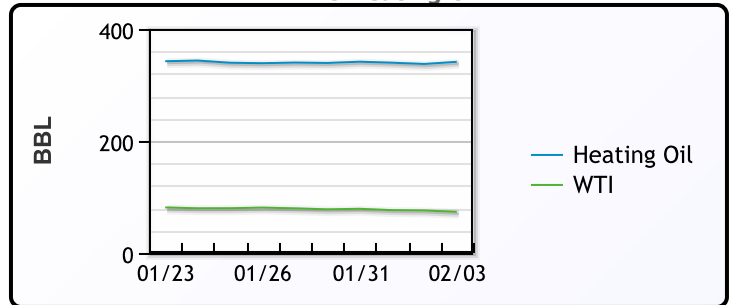
SARNIA

	Last	Week Ago	Month Ago
Propane	108	117.75	100

Propane MT.B Tet vs Nat Gas



WTI vs Heating Oil



FX

	Last	Change
CAD	1.3397	0.0081
DXY	102.915	1.165
Gold	1864.97	-47.75

RATES

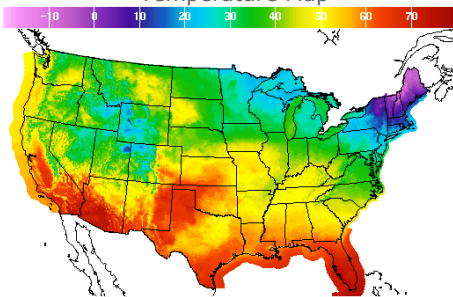
	Last	Change
US 2yr	4.2886	0.1844
US 10yr	3.5246	0.1319
CAN 10yr	2.929	0.102

EQUITIES

	Last	Change
Nasdaq	12006.96	-193.86
TSX	1251.692	3.255
S&P 500	4136.48	-43.28

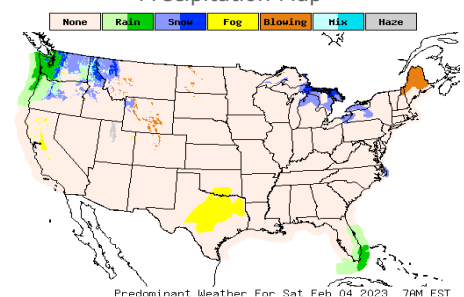
Weather Data

Temperature Map



City	HIGH °F	LOW °F
Calgary	36	17
Conway	0	-24
Cushing	45	22
Denver	46	29
Houston	57	40
Mont Belvieu	55	40
Sarnia	10	3
Williston	30	0

Precipitation Map



This report has been prepared by PFL Petroleum Limited personnel for your information only and the views expressed are intended to provide market commentary and are not recommendations. This report is not an offer to sell or a solicitation of any offer to buy any security. The information contained herein has been compiled by PFL from sources believed to be reliable, but no representation or warranty, express or implied, is made by PFL Petroleum Limited, its affiliates or any other person as to its accuracy, completeness or correctness. Copyright 2017 PFL Petroleum Limited. All Rights Reserved