



# MARKET DAILY

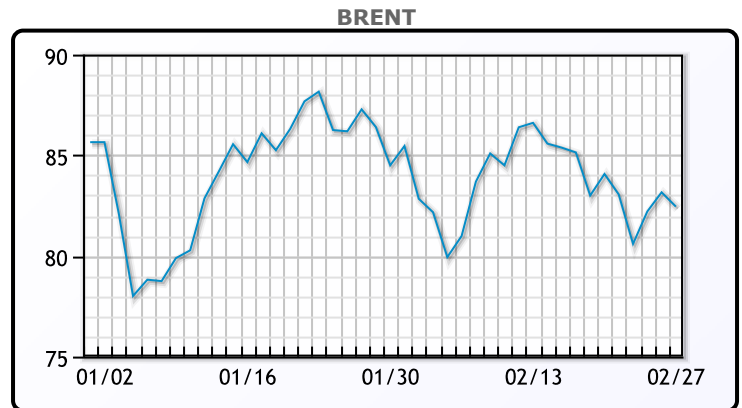
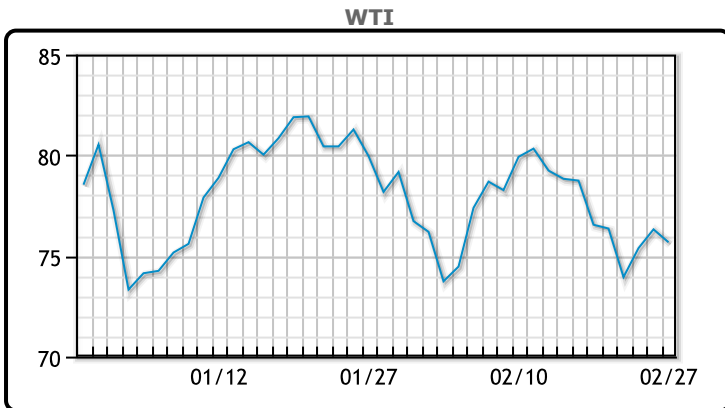
<https://www.pflpetroleum.com>  
 1865 Veterans Park Dr. Suite 303  
 Naples, Florida 34109  
 Phone: 239-390-2885  
 Fax: 239-949-0611  
 Feb 28, 2023 7:16 PM

Major Energy Futures		
	Settle	Change
Brent	83.89	1.44
Gas Oil	826.25	24.75
Natural Gas	2.731	0.183
RBOB	236.83	-2.08
ULSD	281.98	2.36
WTI	77.05	1.37

**Market Commentary**

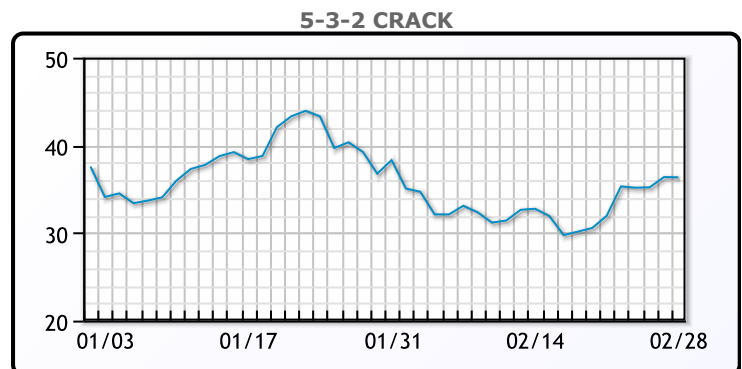
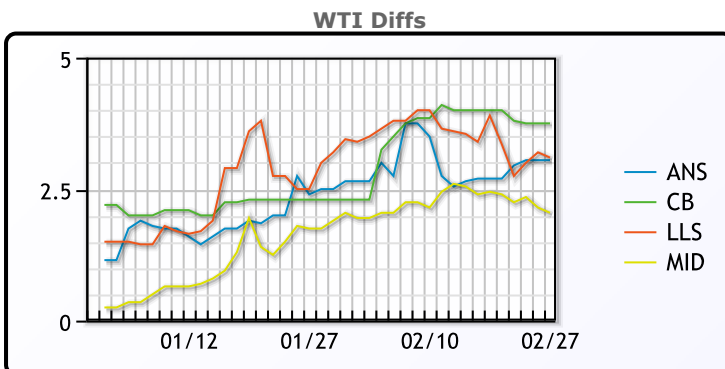
Oil prices were stronger today erasing yesterday's losses as China's economic recovery seems to be picking up steam. The market is expecting positive results from factory activity data in China. "China's economic recovery will drive its demand for commodities higher, with oil positioned to benefit the most," JPMorgan analysts said in a client note. Reuters reported Russian exports to China rose in February from the previous month. Gains were capped by the threat of more U.S. rate increases after stronger-than-expected new orders for core U.S. capital goods in January. WTI traded up \$1.37 or 1.8% to close at \$77.05. Brent traded up \$1.44 or 1.8% to close at \$83.89

## Crude & Product Markets

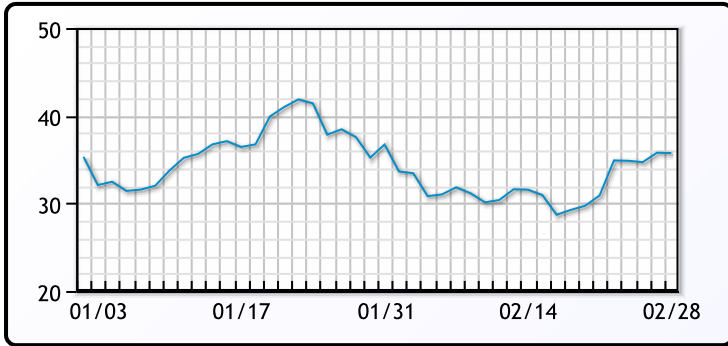


CRUDE			
	Last	Week Ago	Month Ago
ANS	78.73	79.04	82.18
BLS	79.43	80.34	81.98
LLS	78.78	80.24	82.88
Mid	77.73	78.79	81.58
WTI	75.68	76.34	79.68

PRODUCTS			
	Last	Week Ago	Month Ago
Gulf RBOB	229.15	232.82	253.22
Gulf ULSD	277.78	264.96	316.52
NYH RBOB	231.58	236.445	258.11
NYH ULSD	281.48	269.46	326.55
USGC 3%	57.88	57.38	58.88



**3-2-1 Crack**



**Gulf 3-2-1 Crack**



**NGLs**

**MB**

	Last	Week Ago	Month Ago
Butane	137	122.5	117.25
IsoButane	140.5	120.75	117.25
Natural Gasoline	165.3	165.5	175.5
Propane	81	80.5	92

**CONWAY**

	Last	Week Ago	Month Ago
Butane	134	115	117.25
IsoButane	154.5	132.5	144
Natural Gasoline	163.5	161.5	174.5
Propane	77.8	77.5	90.63

**MB NON**

	Last	Week Ago	Month Ago
Butane	140.5	122.5	116.25
IsoButane	140.5	120.75	117.25
Natural Gasoline	162.3	163.5	175
Propane	82	82	91.88

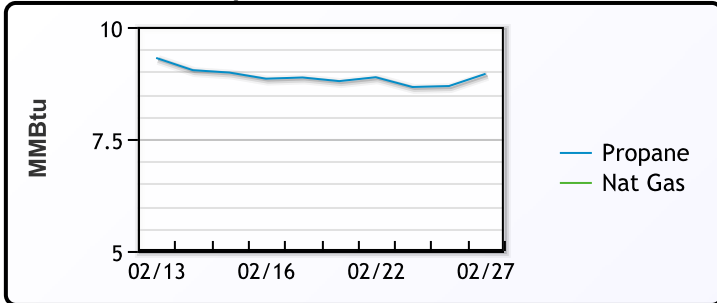
**EDMONTON**

	Last	Week Ago	Month Ago
Propane	54.3	53.25	70.13

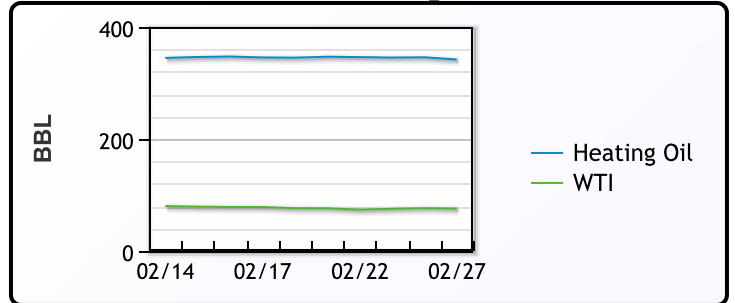
**SARNIA**

	Last	Week Ago	Month Ago
Propane	96.2	98	117.75

**Propane MT.B Tet vs Nat Gas**



**WTI vs Heating Oil**



**FX**

	Last	Change
CAD	1.3576	0.0001
DXY	104.642	-0.031
Gold	1816.2	-0.94

**RATES**

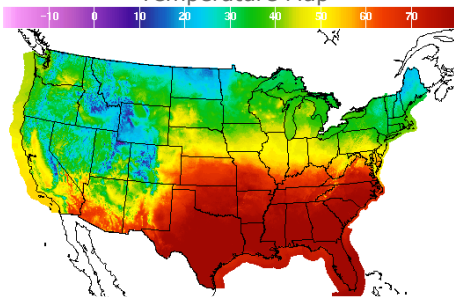
	Last	Change
US 2yr	4.7886	0.0103
US 10yr	3.9258	0.0117
CAN 10yr	3.385	-0.003

**EQUITIES**

	Last	Change
Nasdaq	11466.98	72.04
TSX	1220.248	2.082
S&P 500	3982.24	12.2

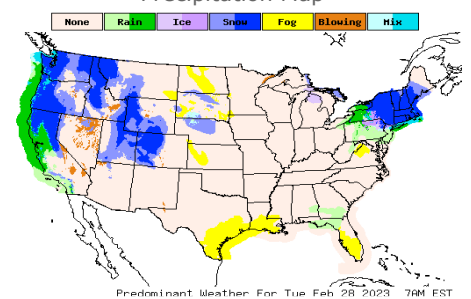
**Weather Data**

**Temperature Map**



City	HIGH °F	LOW °F
Calgary	17	4
Conway	19	4
Cushing	72	45
Denver	46	33
Houston	83	65
Mont Belvieu	78	63
Sarnia	34	29
Williston	24	0

**Precipitation Map**



This report has been prepared by PFL Petroleum Limited personnel for your information only and the views expressed are intended to provide market commentary and are not recommendations. This report is not an offer to sell or a solicitation of any offer to buy any security. The information contained herein has been compiled by PFL from sources believed to be reliable, but no representation or warranty, express or implied, is made by PFL Petroleum Limited, its affiliates or any other person as to its accuracy, completeness or correctness. Copyright 2017 PFL Petroleum Limited. All Rights Reserved