



MARKET DAILY

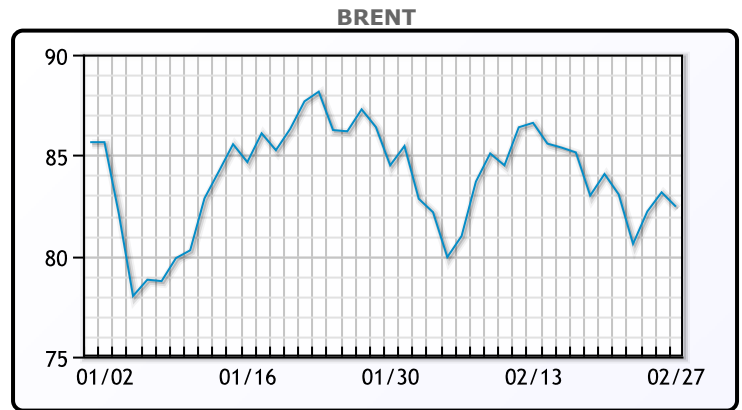
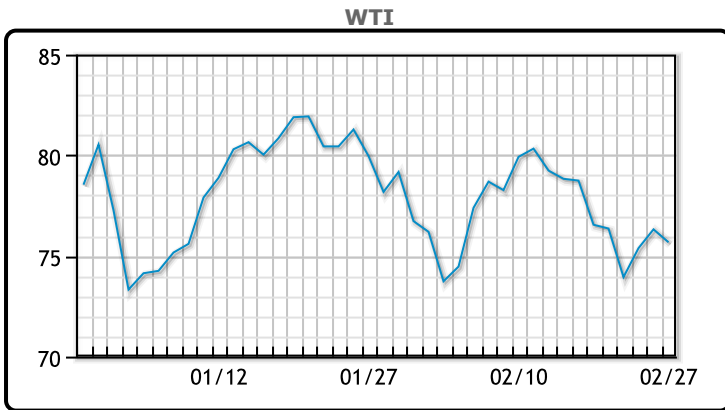
<https://www.pflpetroleum.com>
 1865 Veterans Park Dr. Suite 303
 Naples, Florida 34109
 Phone: 239-390-2885
 Fax: 239-949-0611
 Feb 27, 2023 8:08 PM

Major Energy Futures		
	Settle	Change
Brent	82.45	-0.71
Gas Oil	826.25	24.75
Natural Gas	2.731	0.183
RBOB	236.83	-2.08
ULSD	281.98	2.36
WTI	75.68	-0.64

Market Commentary

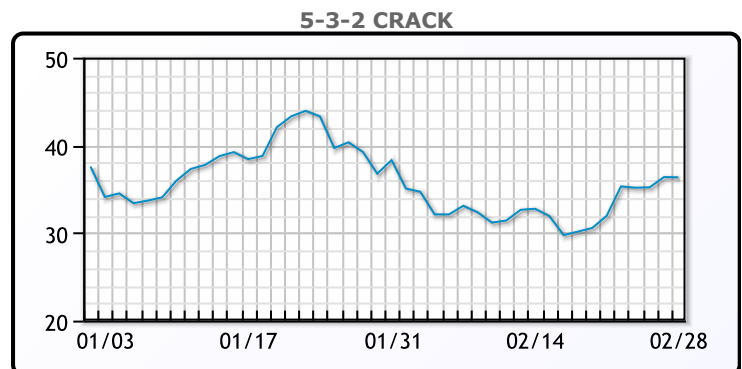
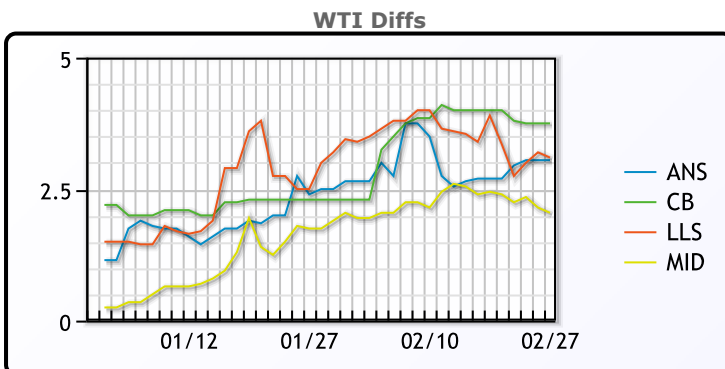
Oil prices slid today as strong US economic data increased worries about future rate hikes. New orders for US manufactured capital goods increased more than expected suggesting business spending on equipment is strong. Meanwhile Fed Governor Jefferson said inflation remains "stubbornly high". On the product side Bob Yawger of Mizuho is expecting another big inventory build this week. Losses were mitigated when Russia announced it is halting exports to Poland via a key pipeline, however a major of Polish imports are waterborne anyways. WTI traded down \$.64 or -.8% to close at \$75.68. Brent traded down \$.71 or -.9% to close at \$82.45.

Crude & Product Markets

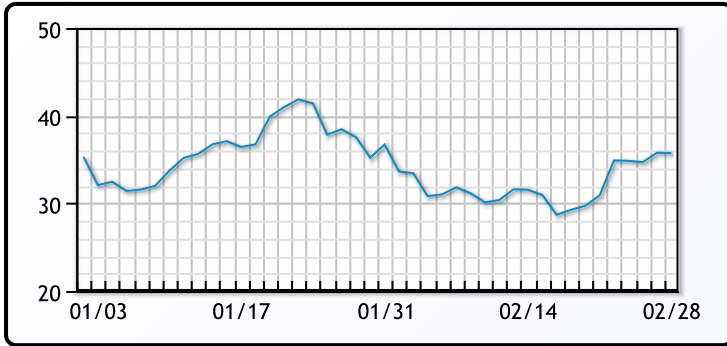


CRUDE			
	Last	Week Ago	Month Ago
ANS	78.73	79.04	82.18
BLS	79.43	80.34	81.98
LLS	78.78	80.24	82.88
Mid	77.73	78.79	81.58
WTI	75.68	76.34	79.68

PRODUCTS			
	Last	Week Ago	Month Ago
Gulf RBOB	229.15	232.82	253.22
Gulf ULSD	277.78	264.96	316.52
NYH RBOB	231.58	236.445	258.11
NYH ULSD	281.48	269.46	326.55
USGC 3%	57.88	57.38	58.88



3-2-1 Crack



Gulf 3-2-1 Crack



NGLs

MB

	Last	Week Ago	Month Ago
Butane	137	122.5	117.25
IsoButane	140.5	120.75	117.25
Natural Gasoline	165.3	165.5	175.5
Propane	81	80.5	92

CONWAY

	Last	Week Ago	Month Ago
Butane	134	115	117.25
IsoButane	154.5	132.5	144
Natural Gasoline	163.5	161.5	174.5
Propane	77.8	77.5	90.63

MB NON

	Last	Week Ago	Month Ago
Butane	140.5	122.5	116.25
IsoButane	140.5	120.75	117.25
Natural Gasoline	162.3	163.5	175
Propane	82	82	91.88

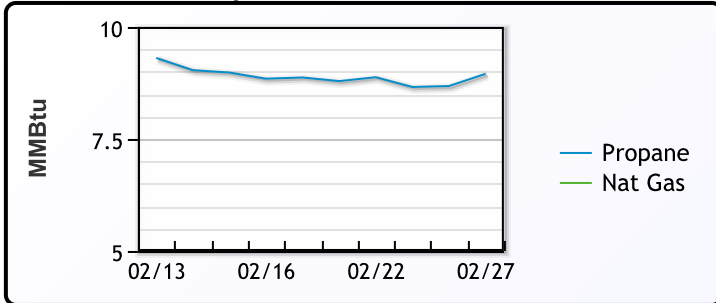
EDMONTON

	Last	Week Ago	Month Ago
Propane	54.3	53.25	70.13

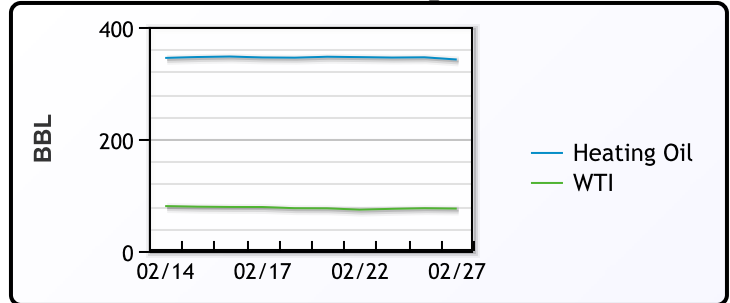
SARNIA

	Last	Week Ago	Month Ago
Propane	96.2	98	117.75

Propane MT.B Tet vs Nat Gas



WTI vs Heating Oil



FX

	Last	Change
CAD	1.3576	0.0001
DXY	104.642	-0.031
Gold	1816.2	-0.94

RATES

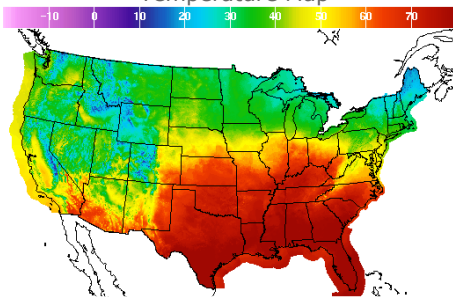
	Last	Change
US 2yr	4.7886	0.0103
US 10yr	3.9258	0.0117
CAN 10yr	3.385	-0.003

EQUITIES

	Last	Change
Nasdaq	11466.98	72.04
TSX	1220.248	2.082
S&P 500	3982.24	12.2

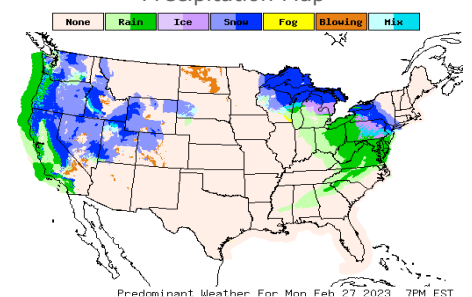
Weather Data

Temperature Map



City	HIGH °F	LOW °F
Calgary	24	6
Conway	34	16
Cushing	69	51
Denver	49	33
Houston	80	69
Mont Belvieu	77	65
Sarnia	32	26
Williston	33	10

Precipitation Map



This report has been prepared by PFL Petroleum Limited personnel for your information only and the views expressed are intended to provide market commentary and are not recommendations. This report is not an offer to sell or a solicitation of any offer to buy any security. The information contained herein has been compiled by PFL from sources believed to be reliable, but no representation or warranty, express or implied, is made by PFL Petroleum Limited, its affiliates or any other person as to its accuracy, completeness or correctness. Copyright 2017 PFL Petroleum Limited. All Rights Reserved