



# MARKET DAILY

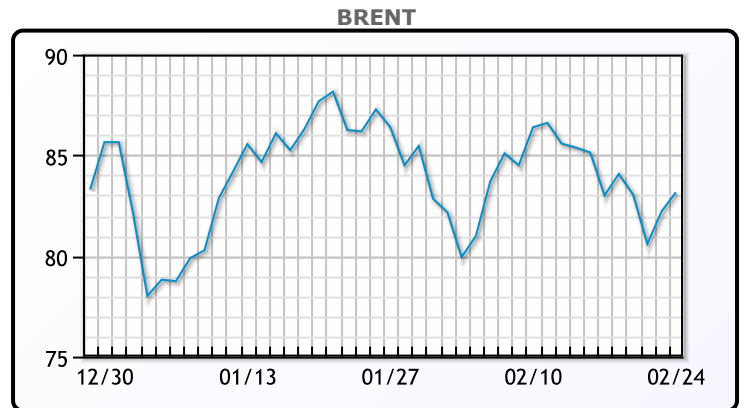
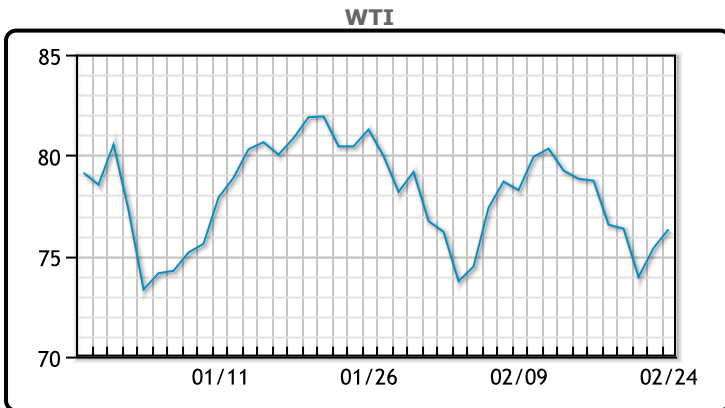
<https://www.pflpetroleum.com>  
 1865 Veterans Park Dr. Suite 303  
 Naples, Florida 34109  
 Phone: 239-390-2885  
 Fax: 239-949-0611  
 Feb 24, 2023 8:50 PM

Major Energy Futures		
	Settle	Change
Brent	83.16	0.95
Gas Oil	808.25	-13.75
Natural Gas	2.548	0.134
RBOB	235.87	4.19
ULSD	279.62	-0.67
WTI	76.32	0.93

**Market Commentary**

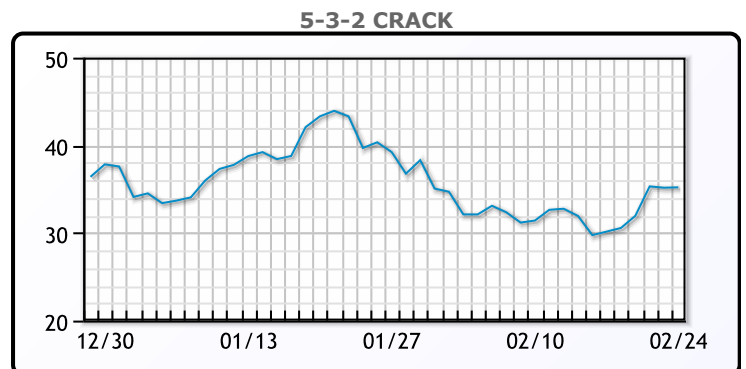
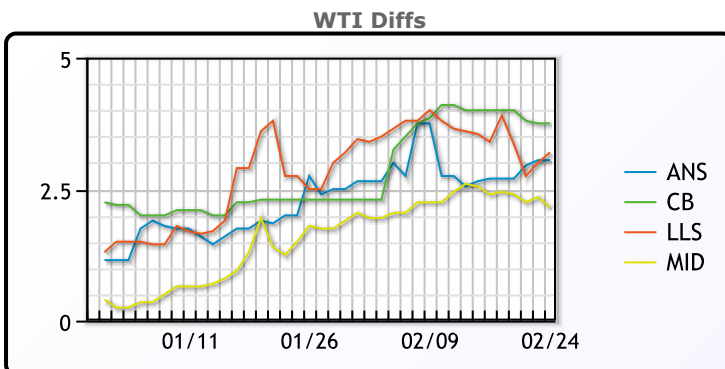
Oil prices were mostly flat week over week edging higher today in a volatile session after both contracts were initially down over \$1. Lower trading volumes also contributed to today's volatility. Prices were supported by the prospect of lower Russian exports but pressured by rising inventories and concerns over global economic activity. The dollar index has been stronger, gaining for four weeks as interest rates increase. "While... curtailed Russian supply are certainly formidable bullish considerations, price action across the complex this month has sent off a powerful message that rising US interest rates that were further reinforced by Fed minutes, will be a major impediment to sustainable oil price strength," said Jim Ritterbusch of consultancy Ritterbusch and associates. WTI traded up \$.93 or 1.2% to close at \$76.32. Brent traded up \$.95 or 1.2% to close at \$83.16.

## Crude & Product Markets

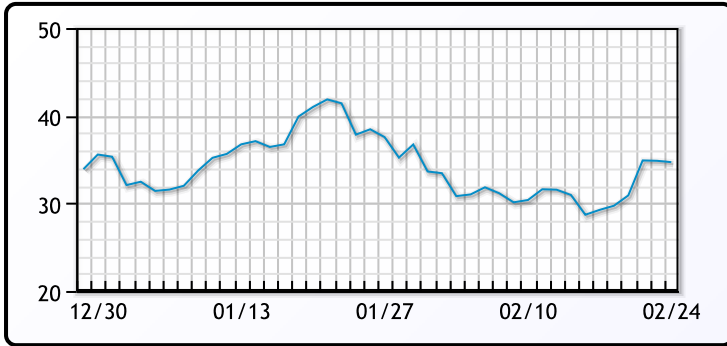


CRUDE			
	Last	Week Ago	Month Ago
ANS	79.37	79.04	82.53
BLS	80.07	80.34	82.08
LLS	79.52	80.24	82.28
Mid	78.47	78.79	81.58
WTI	76.32	76.34	79.78

PRODUCTS			
	Last	Week Ago	Month Ago
Gulf RBOB	228.14	232.82	260.62
Gulf ULSD	273.46	264.96	333.97
NYH RBOB	229.75	236.445	264.42
NYH ULSD	278.49	269.46	344.72
USGC 3%	58.38	57.38	58.63



**3-2-1 Crack**



**Gulf 3-2-1 Crack**



**NGLs**

**MB**

	Last	Week Ago	Month Ago
Butane	133	122.5	117.75
IsoButane	134	120.75	117.75
Natural Gasoline	167.3	165.5	178.75
Propane	82	80.5	90.5

**CONWAY**

	Last	Week Ago	Month Ago
Butane	125	115	116.75
IsoButane	140	132.5	144
Natural Gasoline	165.8	161.5	177
Propane	78.8	77.5	89.75

**MB NON**

	Last	Week Ago	Month Ago
Butane	133	122.5	116.75
IsoButane	134	120.75	117.75
Natural Gasoline	164.3	163.5	178.25
Propane	84	82	90.38

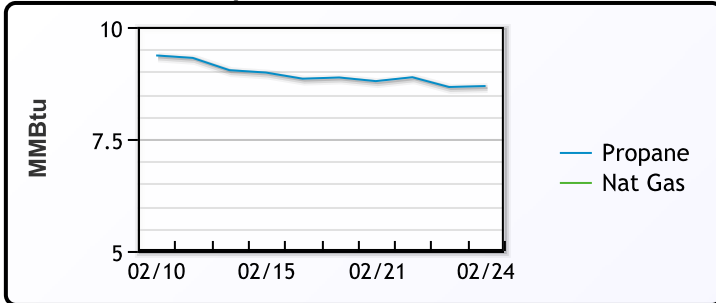
**EDMONTON**

	Last	Week Ago	Month Ago
Propane	55.3	53.25	68.25

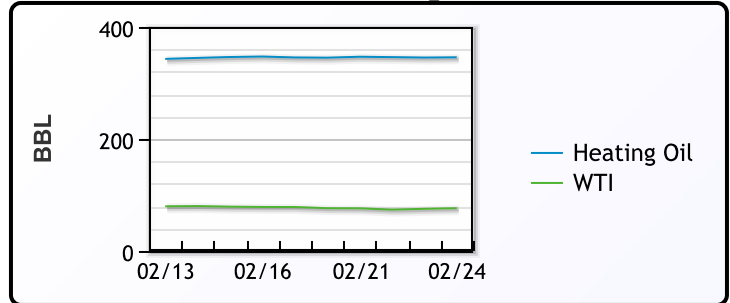
**SARNIA**

	Last	Week Ago	Month Ago
Propane	96.3	98	118.5

**Propane MT.B Tet vs Nat Gas**



**WTI vs Heating Oil**



**FX**

	Last	Change
CAD	1.3611	0.0062
DXY	105.214	0.616
Gold	1811.04	-11.24

**RATES**

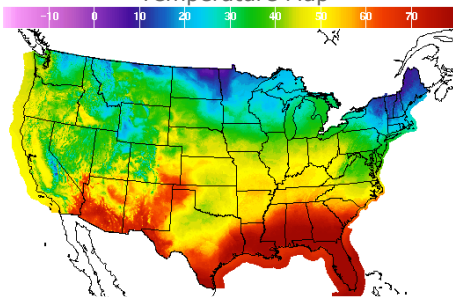
	Last	Change
US 2yr	4.8136	0.1162
US 10yr	3.9432	0.0664
CAN 10yr	3.388	0.053

**EQUITIES**

	Last	Change
Nasdaq	11394.94	-195.46
TSX	1218.166	2.515
S&P 500	3970.04	-42.28

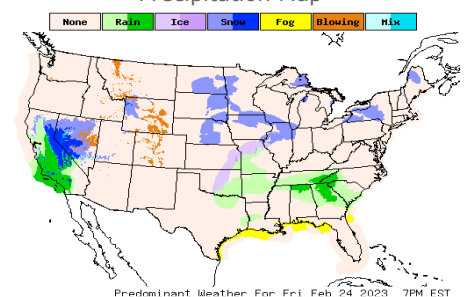
**Weather Data**

**Temperature Map**



City	HIGH °F	LOW °F
Calgary	2	-31
Conway	0	-19
Cushing	33	22
Denver	30	5
Houston	81	68
Mont Belvieu	75	67
Sarnia	29	16
Williston	1	-23

**Precipitation Map**



This report has been prepared by PFL Petroleum Limited personnel for your information only and the views expressed are intended to provide market commentary and are not recommendations. This report is not an offer to sell or a solicitation of any offer to buy any security. The information contained herein has been compiled by PFL from sources believed to be reliable, but no representation or warranty, express or implied, is made by PFL Petroleum Limited, its affiliates or any other person as to its accuracy, completeness or correctness. Copyright 2017 PFL Petroleum Limited. All Rights Reserved