



# MARKET DAILY

<https://www.pflpetroleum.com>  
 1865 Veterans Park Dr. Suite 303  
 Naples, Florida 34109  
 Phone: 239-390-2885  
 Fax: 239-949-0611  
 Feb 23, 2023 7:29 PM

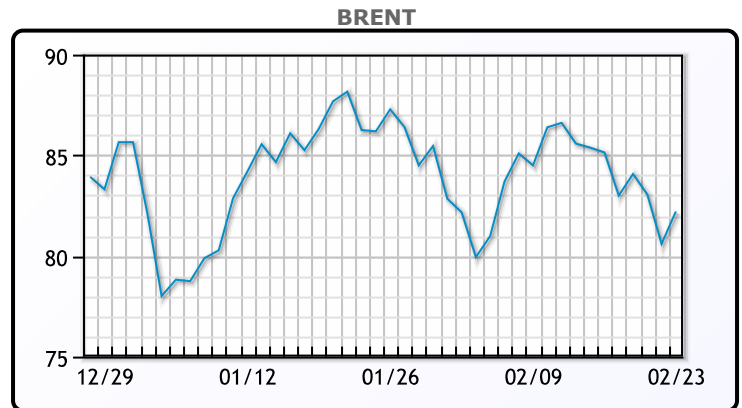
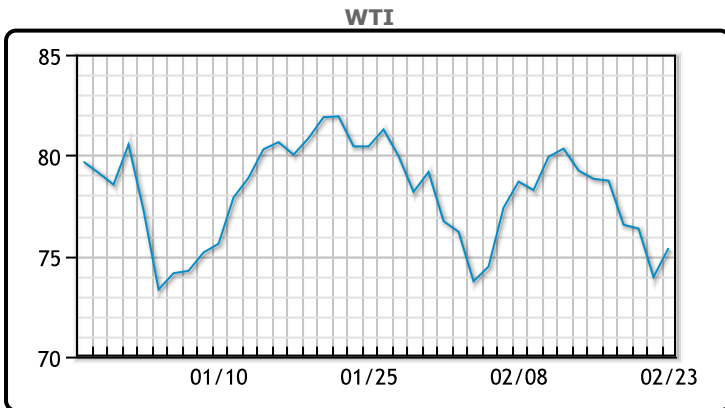
Major Energy Futures		
	Settle	Change
Brent	82.21	1.61
Gas Oil	783.5	-3.5
Natural Gas	2.314	0.14
RBOB	237.95	4.19
ULSD	270.81	-0.67
WTI	75.39	1.44

## Market Commentary

Oil prices settled higher Thursday on expectations of steep cuts to Russian production next month. U.S. West Texas Intermediate ("WTI") crude gained \$1.44 per barrel closing at \$75.39 per barrel ending a six-day slide. Brent crude oil gained two per cent up US \$1.61 per barrel closing at US\$82.21 per barrel. Natgas traded higher closing at \$2.31 per MMBTU up 14 cents per MMBTU day over day.

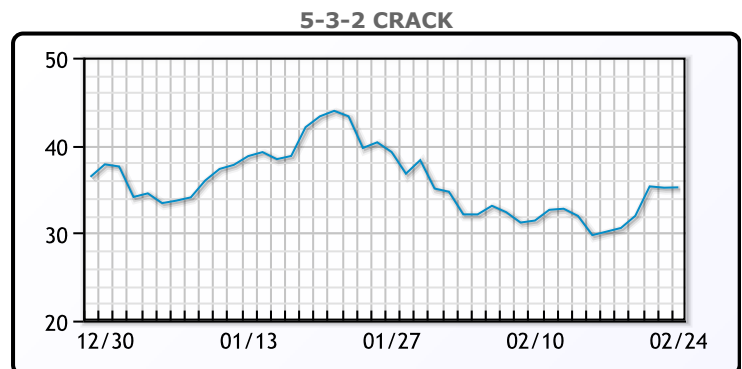
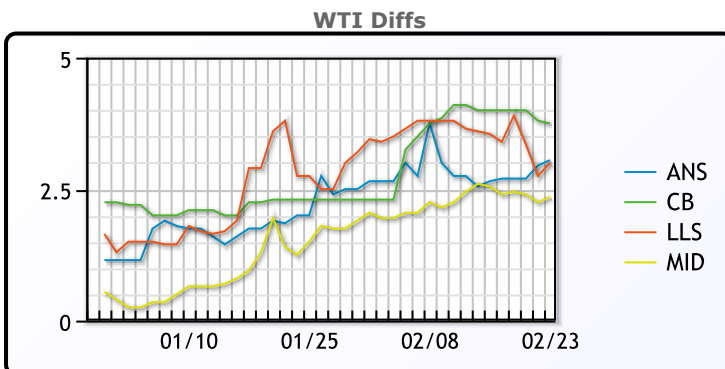
According to the EIA crude inventories rose by 7.6 million barrels, gasoline stocks fell 1.9 million barrels and distillate stockpiles (which include diesel and heating oil) rose 2.7 million barrels week over week.

## Crude & Product Markets

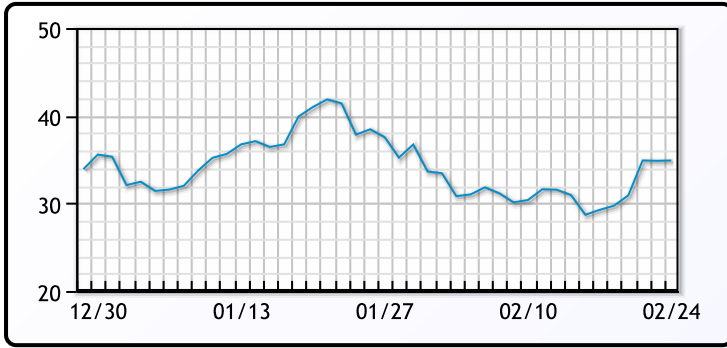


CRUDE			
	Last	Week Ago	Month Ago
ANS	78.29	81.19	83.27
BLS	78.99	82.49	83.57
LLS	78.24	81.89	84.02
Mid	77.59	80.89	82.77
WTI	75.24	78.49	81.27

PRODUCTS			
	Last	Week Ago	Month Ago
Gulf RBOB	227.98	235.925	266.65
Gulf ULSD	264.7	274.33	347.09
NYH RBOB	231.2	239.175	269.27
NYH ULSD	269.06	279.45	358.84
USGC 3%	57.88	59.38	60.38



**3-2-1 Crack**



**Gulf 3-2-1 Crack**



**NGLs**

**MB**

	Last	Week Ago	Month Ago
Butane	70.7	120.38	116.5
IsoButane	129	120.38	116.5
Natural Gasoline	165.5	168.88	179.75
Propane	79.5	81.25	88.88

**CONWAY**

	Last	Week Ago	Month Ago
Butane	123.8	116.75	116
IsoButane	144	135	145
Natural Gasoline	164	169.75	179
Propane	77	78	88.5

**MB NON**

	Last	Week Ago	Month Ago
Butane	128.3	120.38	115.5
IsoButane	129	120.38	116.5
Natural Gasoline	162.5	166.88	179.25
Propane	81.4	82.25	88.75

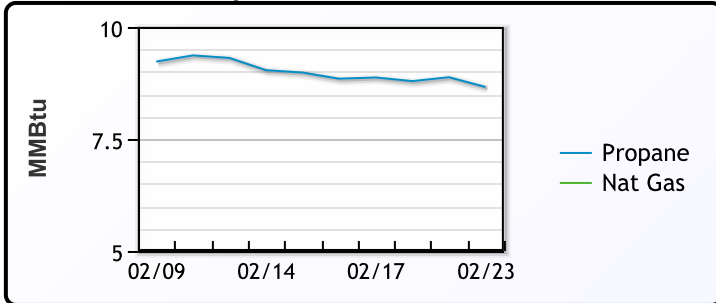
**EDMONTON**

	Last	Week Ago	Month Ago
Propane	53.5	54.5	67

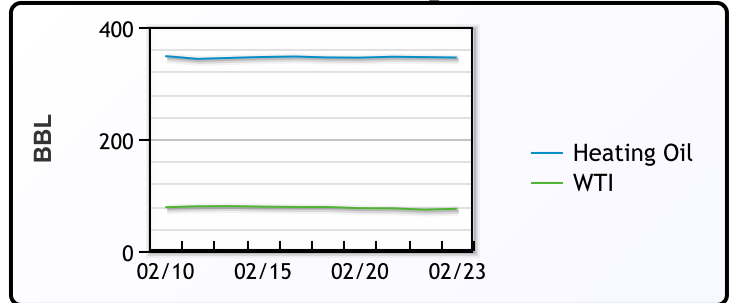
**SARNIA**

	Last	Week Ago	Month Ago
Propane	96.3	98.75	118.75

**Propane MT.B Tet vs Nat Gas**



**WTI vs Heating Oil**



**FX**

	Last	Change
CAD	1.3544	-0.0005
DXY	104.598	0.013
Gold	1823.99	1.71

**RATES**

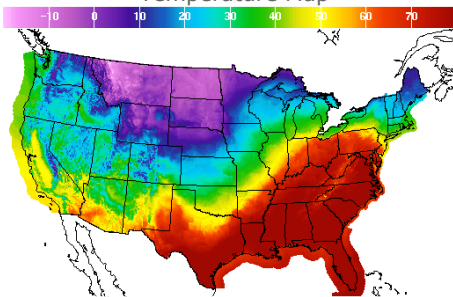
	Last	Change
US 2yr	4.6912	-0.0062
US 10yr	3.8691	-0.0077
CAN 10yr	3.335	-0.037

**EQUITIES**

	Last	Change
Nasdaq	11590.4	83.33
TSX	1215.651	-1.521
S&P 500	4012.32	21.27

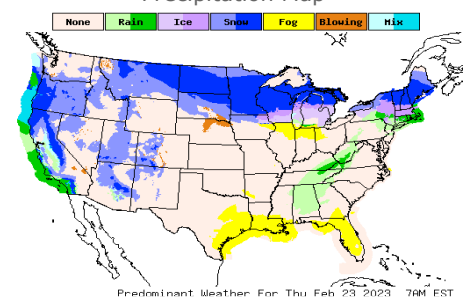
**Weather Data**

**Temperature Map**



City	HIGH °F	LOW °F
Calgary	-10	-24
Conway	-3	-9
Cushing	39	20
Denver	15	-2
Houston	82	66
Mont Belvieu	76	65
Sarnia	36	22
Williston	-3	-14

**Precipitation Map**



This report has been prepared by PFL Petroleum Limited personnel for your information only and the views expressed are intended to provide market commentary and are not recommendations. This report is not an offer to sell or a solicitation of any offer to buy any security. The information contained herein has been compiled by PFL from sources believed to be reliable, but no representation or warranty, express or implied, is made by PFL Petroleum Limited, its affiliates or any other person as to its accuracy, completeness or correctness. Copyright 2017 PFL Petroleum Limited. All Rights Reserved