



MARKET DAILY

<https://www.pflpetroleum.com>
 1865 Veterans Park Dr. Suite 303
 Naples, Florida 34109
 Phone: 239-390-2885
 Fax: 239-949-0611
 Feb 22, 2023 9:03 PM

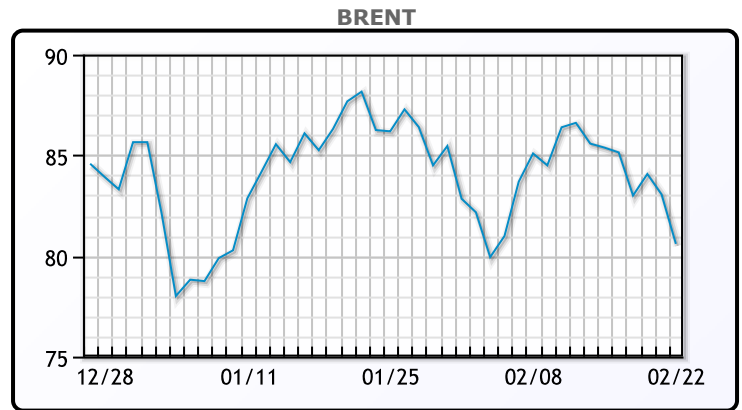
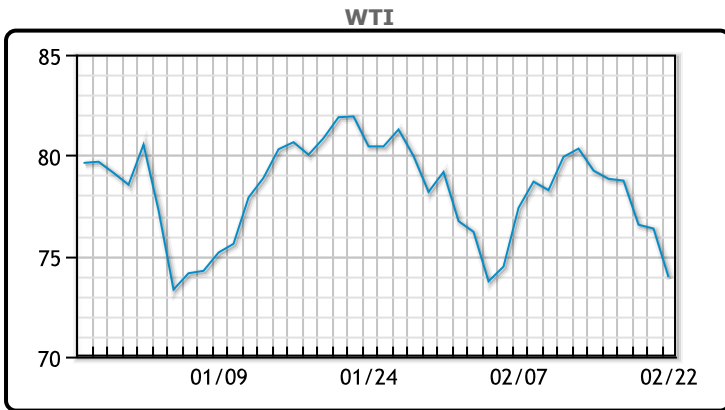
| Major Energy Futures | | |
|----------------------|--------|--------|
| | Settle | Change |
| Brent | 80.60 | -2.45 |
| Gas Oil | 797.25 | -3.5 |
| Natural Gas | 2.174 | 0.101 |
| RBOB | 233.76 | -7.8 |
| ULSD | 271.48 | -7.71 |
| WTI | 73.95 | -2.14 |

Market Commentary

U.S. West Texas Intermediate ("WTI") crude fell \$2.14 per barrel closing at \$73.95 per barrel. Brent crude oil slipped more than three percent in another volatile session today. Brent crude lost US \$2.45 per barrel closing at US\$80.60 per barrel. Natgas traded higher closing at \$2.17 per MMBTU up 10 cents per MMBTU day over day.

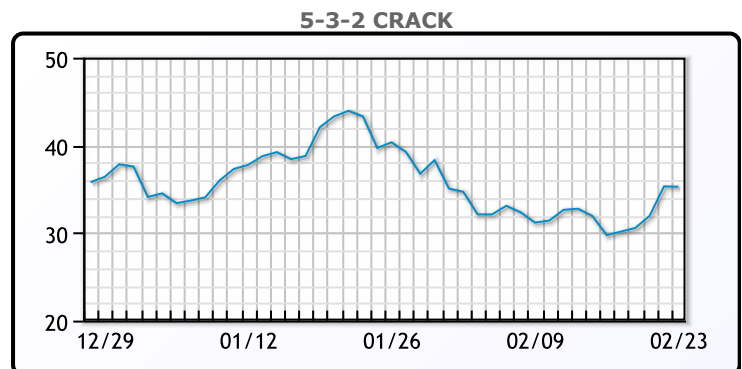
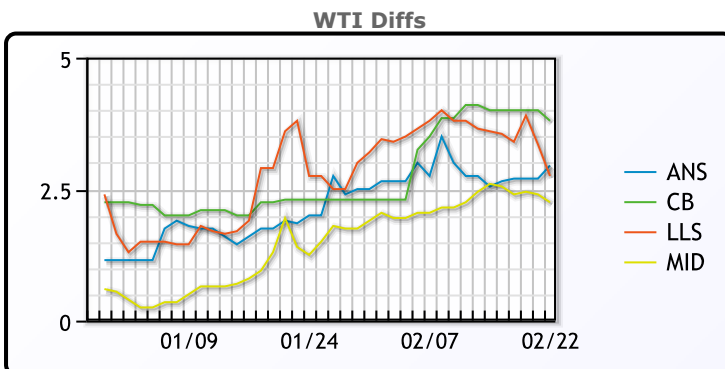
A stronger US\$ weighed on the market today as the Fed's are expected to tighten monetary policy to bring inflation under control.

Crude & Product Markets

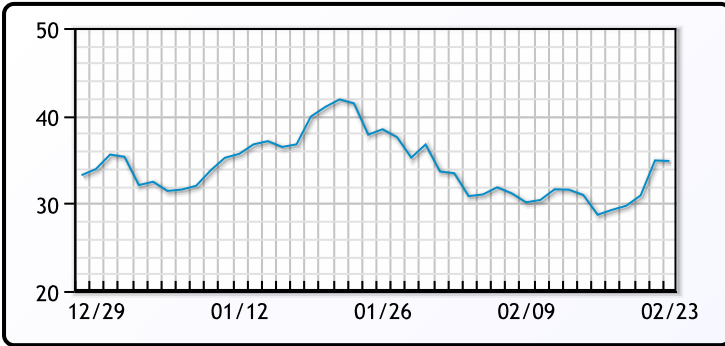


| CRUDE | | | |
|-------|-------|----------|-----------|
| | Last | Week Ago | Month Ago |
| ANS | 76.7 | 81.24 | 83.31 |
| BLS | 77.55 | 82.59 | 83.61 |
| LLS | 76.5 | 82.14 | 84.06 |
| Mid | 76 | 81.14 | 82.56 |
| WTI | 73.75 | 78.59 | 81.31 |

| PRODUCTS | | | |
|-----------|--------|----------|-----------|
| | Last | Week Ago | Month Ago |
| Gulf RBOB | 225.51 | 242.53 | 262.54 |
| Gulf ULSD | 265.23 | 277.07 | 338.68 |
| NYH RBOB | 228.01 | 245.905 | 264.04 |
| NYH ULSD | 269.73 | 283.07 | 350.68 |
| USGC 3% | 57.38 | 59.63 | 60.13 |



3-2-1 Crack



Gulf 3-2-1 Crack



NGLs

MB

| | Last | Week Ago | Month Ago |
|------------------|-------|----------|-----------|
| Butane | 127.5 | 120 | 117.5 |
| IsoButane | 127.5 | 119 | 117.5 |
| Natural Gasoline | 164.5 | 169.5 | 178.75 |
| Propane | 79.3 | 81 | 89.75 |

CONWAY

| | Last | Week Ago | Month Ago |
|------------------|------|----------|-----------|
| Butane | 122 | 112.5 | 116.5 |
| IsoButane | 142 | 140 | 143.5 |
| Natural Gasoline | 164 | 171.25 | 175.75 |
| Propane | 77.3 | 78.5 | 89 |

MB NON

| | Last | Week Ago | Month Ago |
|------------------|-------|----------|-----------|
| Butane | 127.5 | 119 | 116.5 |
| IsoButane | 127.5 | 119 | 117.5 |
| Natural Gasoline | 161.5 | 167.5 | 178.75 |
| Propane | 80.3 | 82.38 | 89.63 |

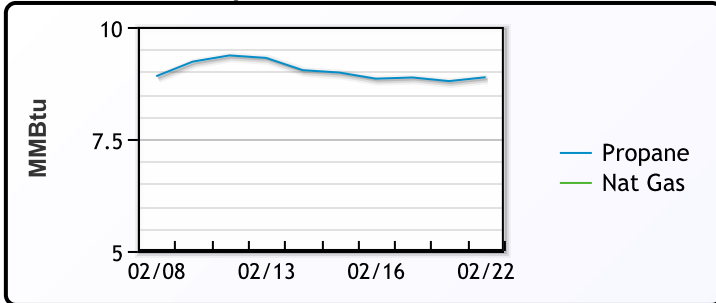
EDMONTON

| | Last | Week Ago | Month Ago |
|---------|------|----------|-----------|
| Propane | 53.8 | 55 | 69.5 |

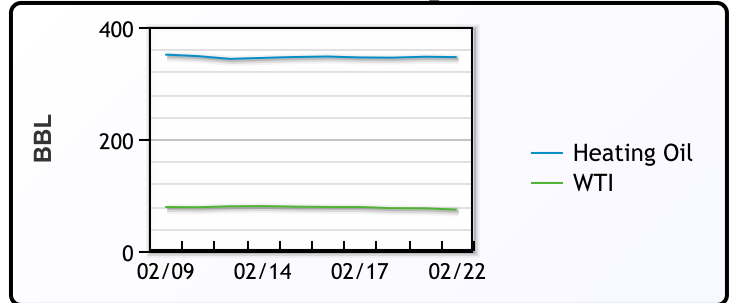
SARNIA

| | Last | Week Ago | Month Ago |
|---------|------|----------|-----------|
| Propane | 98 | 98.75 | 118.5 |

Propane MT.B Tet vs Nat Gas



WTI vs Heating Oil



FX

| | Last | Change |
|------|---------|---------|
| CAD | 1.3531 | -0.0021 |
| DXY | 104.377 | -0.208 |
| Gold | 1826.8 | 1.41 |

RATES

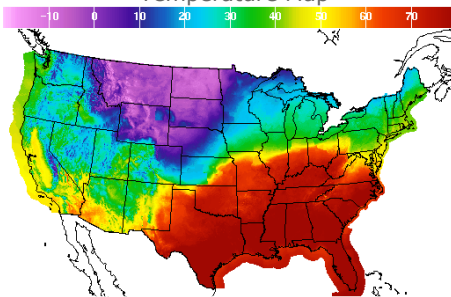
| | Last | Change |
|----------|--------|---------|
| US 2yr | 4.6933 | -0.0293 |
| US 10yr | 3.9156 | -0.0369 |
| CAN 10yr | 3.372 | -0.062 |

EQUITIES

| | Last | Change |
|---------|----------|--------|
| Nasdaq | 11507.07 | 14.77 |
| TSX | 1217.172 | -4.573 |
| S&P 500 | 3991.05 | -6.29 |

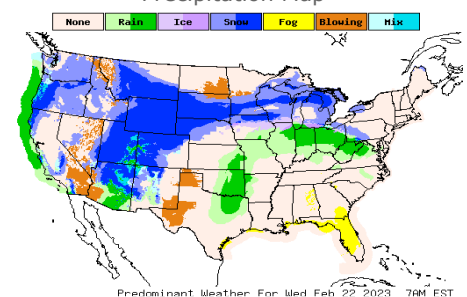
Weather Data

Temperature Map



| City | HIGH °F | LOW °F |
|--------------|---------|--------|
| Calgary | -4 | -11 |
| Conway | -6 | -20 |
| Cushing | 72 | 46 |
| Denver | 37 | 2 |
| Houston | 79 | 69 |
| Mont Belvieu | 74 | 66 |
| Sarnia | 31 | 28 |
| Williston | -2 | -16 |

Precipitation Map



This report has been prepared by PFL Petroleum Limited personnel for your information only and the views expressed are intended to provide market commentary and are not recommendations. This report is not an offer to sell or a solicitation of any offer to buy any security. The information contained herein has been compiled by PFL from sources believed to be reliable, but no representation or warranty, express or implied, is made by PFL Petroleum Limited, its affiliates or any other person as to its accuracy, completeness or correctness. Copyright 2017 PFL Petroleum Limited. All Rights Reserved