



MARKET DAILY

<https://www.pflpetroleum.com>
 1865 Veterans Park Dr. Suite 303
 Naples, Florida 34109
 Phone: 239-390-2885
 Fax: 239-949-0611
 Feb 21, 2023 6:54 PM

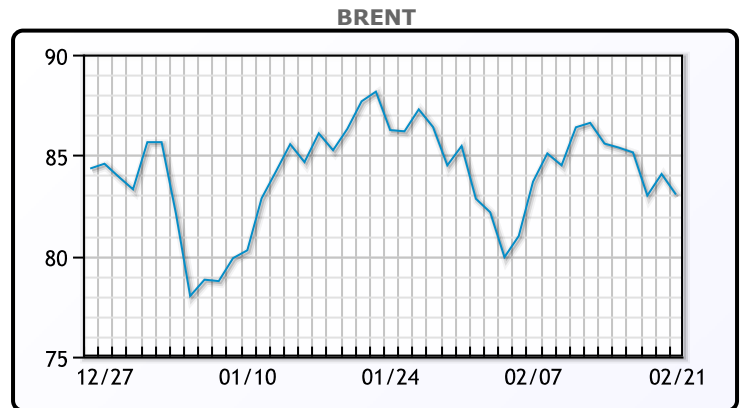
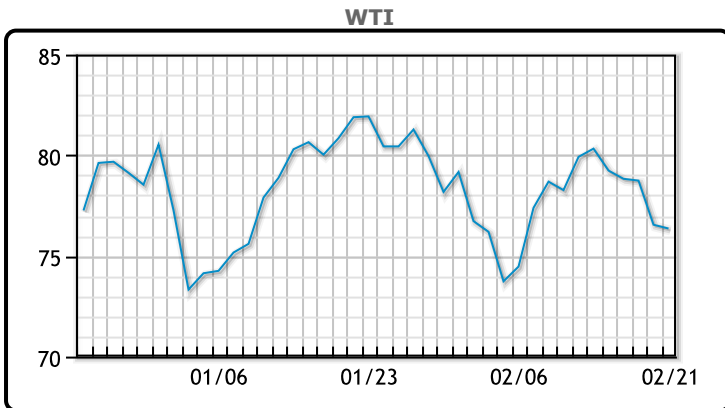
Major Energy Futures		
	Settle	Change
Brent	83.05	-1.02
Gas Oil	800.75	8
Natural Gas	2.073	-0.202
RBOB	241.56	0.74
ULSD	279.19	7.98
WTI	76.16	-0.19

Market Commentary

U.S. West Texas Intermediate ("WTI") crude for March, which expired today, fell 18 cents per barrel closing at \$76.16 per barrel. April closed down 19 cents per barrel closing at \$76.27 per barrel. Brent crude oil slipped more than one per cent in a volatile session today as persistent concerns about global economic growth outweighed supply curbs and prompted investors to take profits on the previous day's gains. Brent crude lost US\$1.02 per barrel closing at US\$83.05 per barrel. Natgas continued to sell off today believe it or not closing at \$2.073 per MMBTU down 20.02 cents!

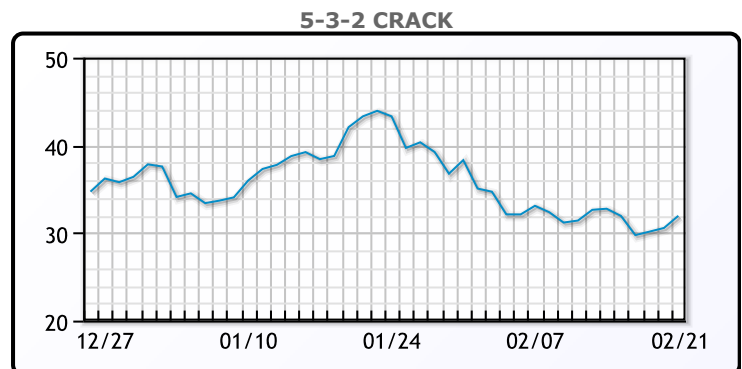
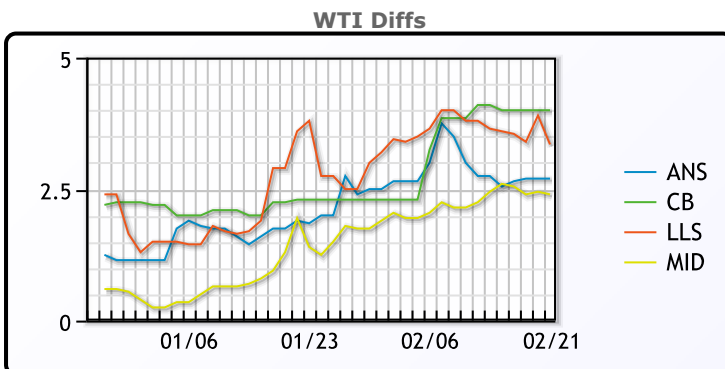
It seems the focus in the wider financial market is firmly on the release on Wednesday of the minutes of the U.S. Federal Reserve's latest meeting, after recent data raised the risk of interest rates remaining higher for longer persist. Markets got hammered today across all asset classes.

Crude & Product Markets

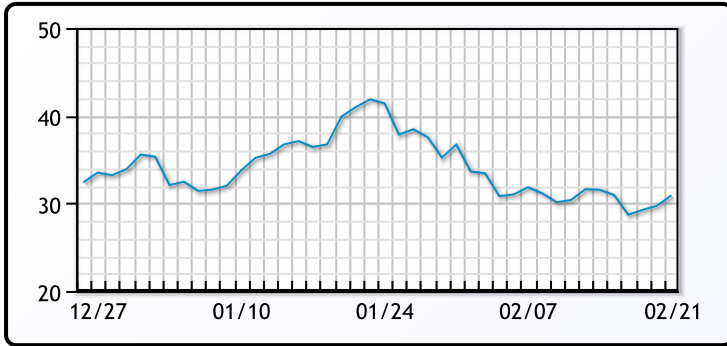


CRUDE			
	Last	Week Ago	Month Ago
ANS	78.86	81.61	83.31
BLS	80.16	83.06	83.61
LLS	79.51	82.66	84.06
Mid	78.56	81.66	82.56
WTI	76.16	79.06	81.31

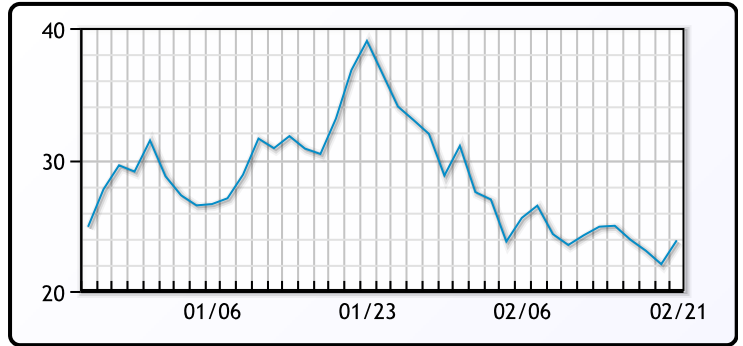
PRODUCTS			
	Last	Week Ago	Month Ago
Gulf RBOB	234.69	242.35	262.54
Gulf ULSD	272.82	286.01	338.68
NYH RBOB	236.81	244.85	264.04
NYH ULSD	277.57	292.88	350.68
USGC 3%	58.88	59.63	60.13



3-2-1 Crack



Gulf 3-2-1 Crack



NGLs

MB

	Last	Week Ago	Month Ago
Butane	126.25	118	116.5
IsoButane	127.25	119	117.5
Natural Gasoline	169.3	172	178.75
Propane	81	82.625	90

CONWAY

	Last	Week Ago	Month Ago
Butane	120.5	114	117
IsoButane	137	141	142
Natural Gasoline	168	171.5	176
Propane	79.5	79.125	89

MB NON

	Last	Week Ago	Month Ago
Butane	126.25	118	116.5
IsoButane	127.25	119	117.5
Natural Gasoline	166.5	168.25	178.75
Propane	82.3	83.25	89.63

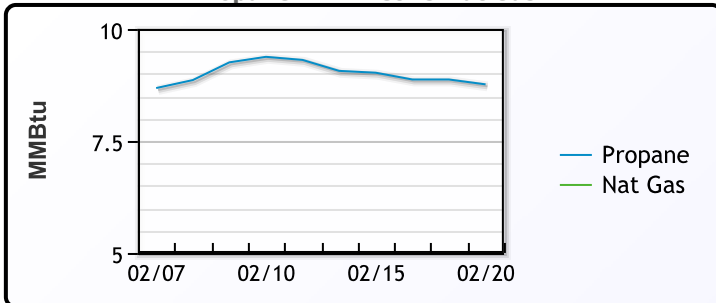
EDMONTON

	Last	Week Ago	Month Ago
Propane	55.4	53.75	69.5

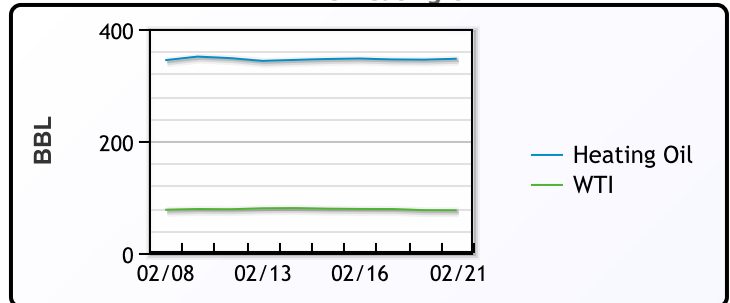
SARNIA

	Last	Week Ago	Month Ago
Propane	98	98.75	118.5

Propane MT.B Tet vs Nat Gas



WTI vs Heating Oil



FX

	Last	Change
CAD	1.3536	-0.0002
DXY	104.176	0.314
Gold	1835.34	0.25

RATES

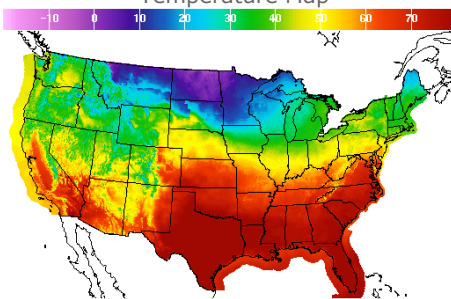
	Last	Change
US 2yr	4.7226	0.1057
US 10yr	3.9525	0.1377
CAN 10yr	3.434	0.144

EQUITIES

	Last	Change
Nasdaq	11492.3	-294.97
TSX	1221.745	-14.17
S&P 500	3997.34	-81.75

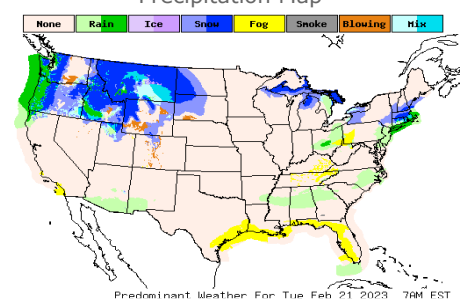
Weather Data

Temperature Map



City	HIGH °F	LOW °F
Calgary	11	-4
Conway	0	-13
Cushing	70	48
Denver	54	34
Houston	82	65
Mont Belvieu	76	64
Sarnia	37	30
Williston	8	-9

Precipitation Map



This report has been prepared by PFL Petroleum Limited personnel for your information only and the views expressed are intended to provide market commentary and are not recommendations. This report is not an offer to sell or a solicitation of any offer to buy any security. The information contained herein has been compiled by PFL from sources believed to be reliable, but no representation or warranty, express or implied, is made by PFL Petroleum Limited, its affiliates or any other person as to its accuracy, completeness or correctness. Copyright 2017 PFL Petroleum Limited. All Rights Reserved