



# MARKET DAILY

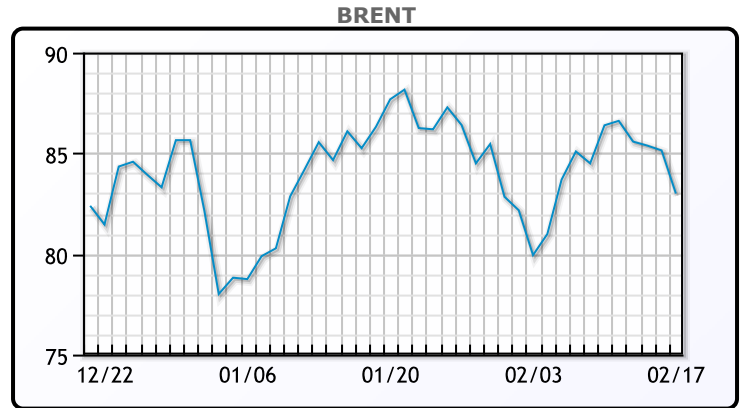
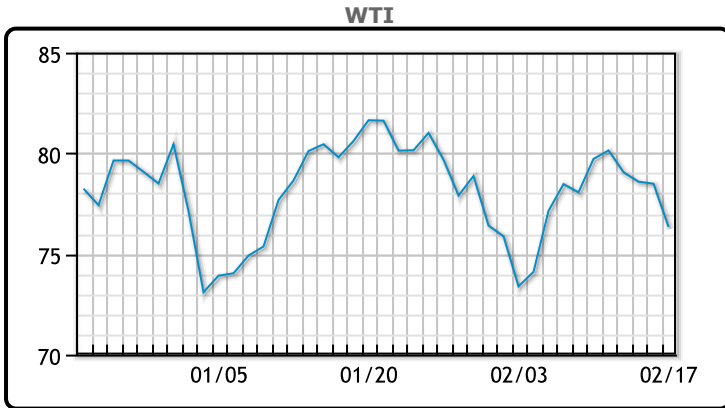
<https://www.pflpetroleum.com>  
 1865 Veterans Park Dr. Suite 303  
 Naples, Florida 34109  
 Phone: 239-390-2885  
 Fax: 239-949-0611  
 Feb 17, 2023 7:14 PM

Major Energy Futures		
	Settle	Change
Brent	84.18	-0.96
Gas Oil	791.25	-9.75
Natural Gas	2.275	-0.082
RBOB	240.82	-6.23
ULSD	271.21	-3.36
WTI	77.52	-0.97

**Market Commentary**

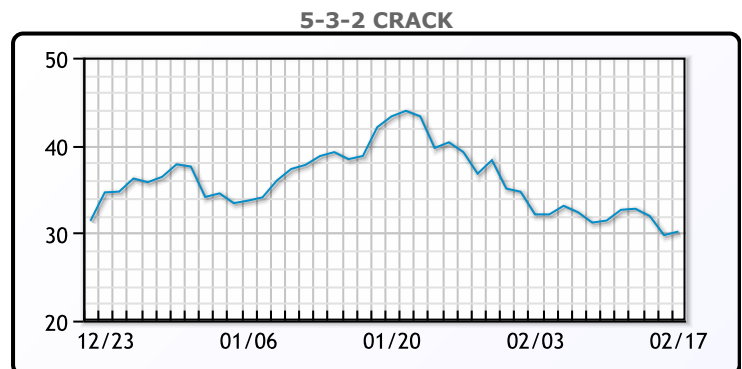
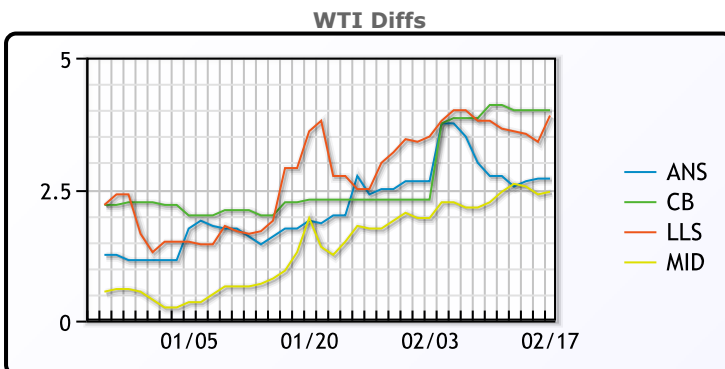
Oil prices closed out the week lower in a choppy week as prices swung between positive and negative sessions. This is a bit of a "good news is bad news" situation as economic data from the US was generally strong but these also heightened concerns that the Federal Reserve would further tighten monetary policy. "Strong U.S. data bolstered concerns over rate hikes and prompted a rise in U.S. Treasury yields, which weighed on oil and other commodity prices," said Kazuhiko Saito, chief analyst at Fujitomi Securities Co Ltd. Financials markets were generally risk-off this week as equities traded down and the dollar strengthened. WTI traded down \$.97 or -1.24% to close at \$77.52. Brent traded down \$.96 or -1.13% to close at \$84.18.

## Crude & Product Markets

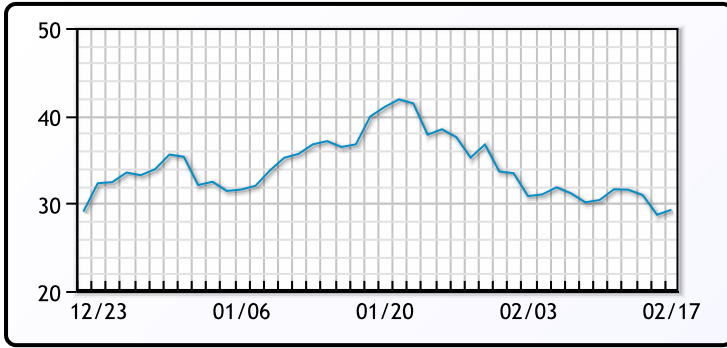


CRUDE			
	Last	Week Ago	Month Ago
ANS	79.04	82.47	81.93
BLS	80.34	83.82	82.43
LLS	80.24	83.52	83.08
Mid	78.79	81.97	81.48
WTI	76.34	79.72	80.18

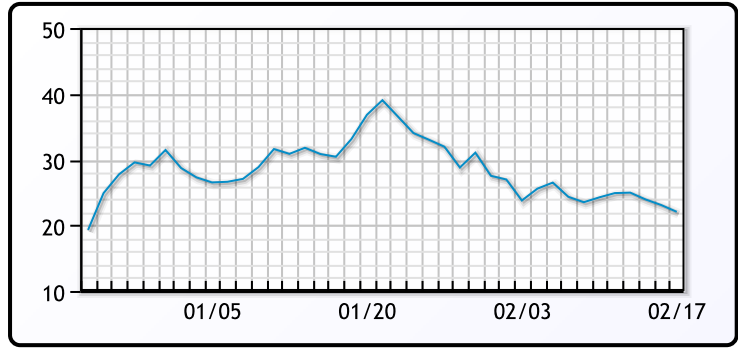
PRODUCTS			
	Last	Week Ago	Month Ago
Gulf RBOB	232.82	246.62	253.01
Gulf ULSD	264.96	278.83	320.1
NYH RBOB	236.44	247.12	254.09
NYH ULSD	269.46	285.83	329.1
USGC 3%	57.38	60.88	59.63



**3-2-1 Crack**



**Gulf 3-2-1 Crack**



**NGLs**

**MB**

	Last	Week Ago	Month Ago
Butane	122.5	130.5	114.25
IsoButane	120.75	129.5	115.5
Natural Gasoline	165.5	171.75	173.5
Propane	80.5	85.25	86.38

**CONWAY**

	Last	Week Ago	Month Ago
Butane	115	125	114
IsoButane	132.5	154	142
Natural Gasoline	161.5	177	176.75
Propane	77.5	81.25	85.25

**MB NON**

	Last	Week Ago	Month Ago
Butane	122.5	129.5	114.25
IsoButane	120.75	129.5	115.5
Natural Gasoline	163.5	169.75	173.5
Propane	82	86.25	86.5

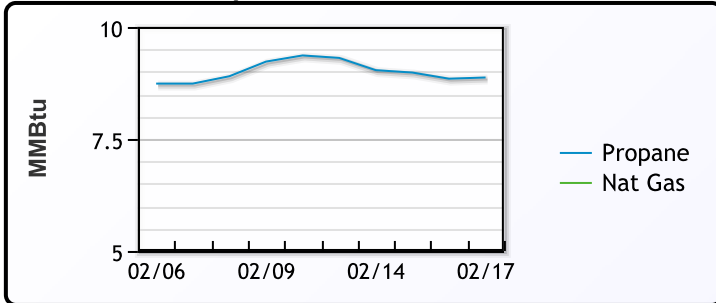
**EDMONTON**

	Last	Week Ago	Month Ago
Propane	53.25	55.25	75.25

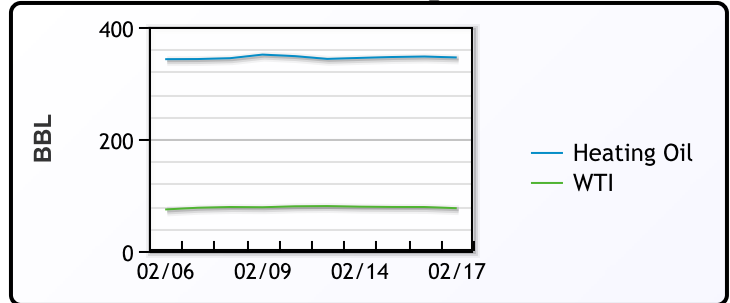
**SARNIA**

	Last	Week Ago	Month Ago
Propane	98	102	110

**Propane MT.B Tet vs Nat Gas**



**WTI vs Heating Oil**



**FX**

	Last	Change
CAD	1.3473	0.0015
DXY	103.862	0.006
Gold	1842.36	6

**RATES**

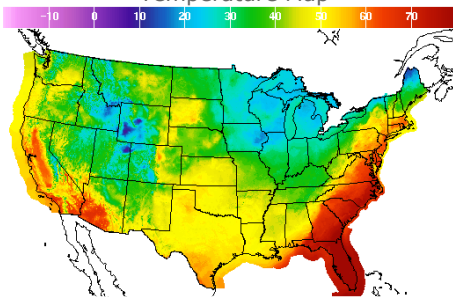
	Last	Change
US 2yr	4.6169	-0.0231
US 10yr	3.8148	-0.046
CAN 10yr	3.29	0.001

**EQUITIES**

	Last	Change
Nasdaq	11787.27	-68.56
TSX	1235.915	-5.698
S&P 500	4079.09	-11.32

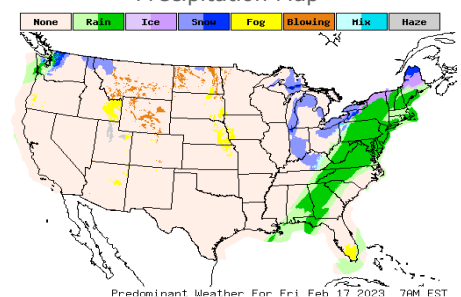
**Weather Data**

**Temperature Map**



City	HIGH °F	LOW °F
Calgary	35	16
Conway	33	-1
Cushing	45	25
Denver	46	23
Houston	52	39
Mont Belvieu	50	37
Sarnia	28	15
Williston	33	15

**Precipitation Map**



This report has been prepared by PFL Petroleum Limited personnel for your information only and the views expressed are intended to provide market commentary and are not recommendations. This report is not an offer to sell or a solicitation of any offer to buy any security. The information contained herein has been compiled by PFL from sources believed to be reliable, but no representation or warranty, express or implied, is made by PFL Petroleum Limited, its affiliates or any other person as to its accuracy, completeness or correctness. Copyright 2017 PFL Petroleum Limited. All Rights Reserved