



MARKET DAILY

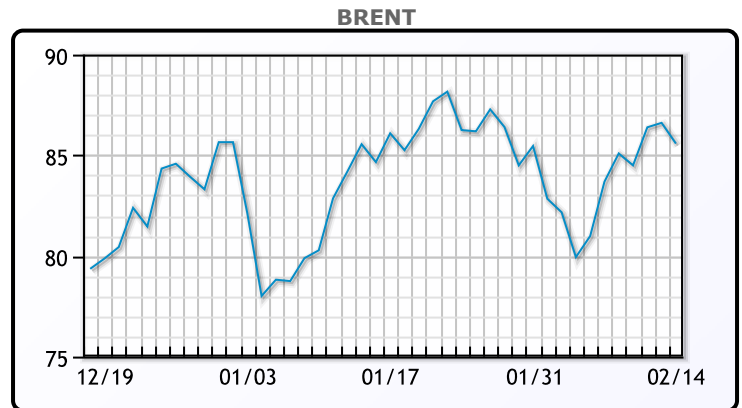
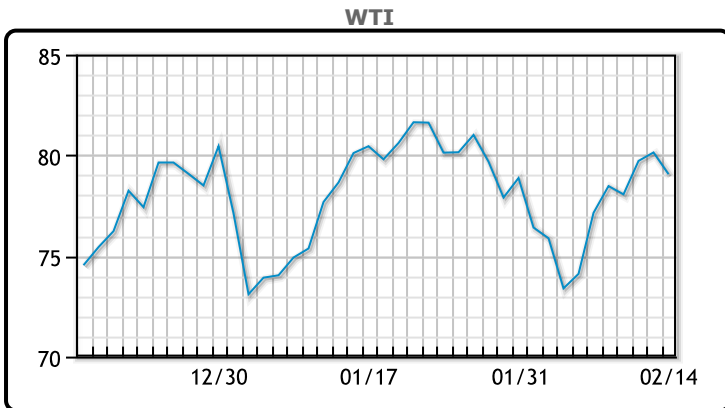
<https://www.pflpetroleum.com>
 1865 Veterans Park Dr. Suite 303
 Naples, Florida 34109
 Phone: 239-390-2885
 Fax: 239-949-0611
 Feb 15, 2023 7:17 PM

Major Energy Futures		
	Settle	Change
Brent	85.38	-0.20
Gas Oil	850.25	5.5
Natural Gas	2.567	0.162
RBOB	248.85	-4.26
ULSD	294.01	3.44
WTI	78.59	-0.47

Market Commentary

Oil prices were lower today after a much higher than expected build in US crude inventories but forecasts of higher demand helped support prices. "Crude prices are under pressure as the dollar rallies following impressive economic data that paves the way for more Fed tightening," said Edward Moya, senior market analyst at data and analytics firm OANDA. Crude stockpiles jumped by 16.3MM/bbls last week to 471.4MM/bbls, the highest level since June 2021. Retuers was only forecasting a 1.2MM/bbl increase. The IEA raised its forecast for 2023 oil demand growth and said there could be a supply deficit in the second half due to restrained production from OPEC+. WTI traded down \$.47 or -.6% to close at \$78.59. Brent traded down \$.20 or .2% to close at \$85.38.

Crude & Product Markets

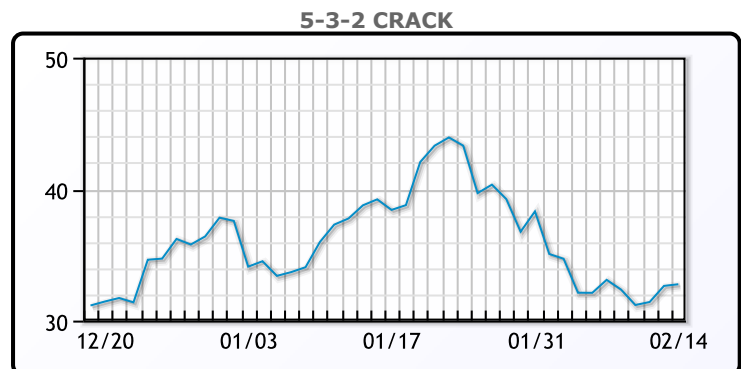
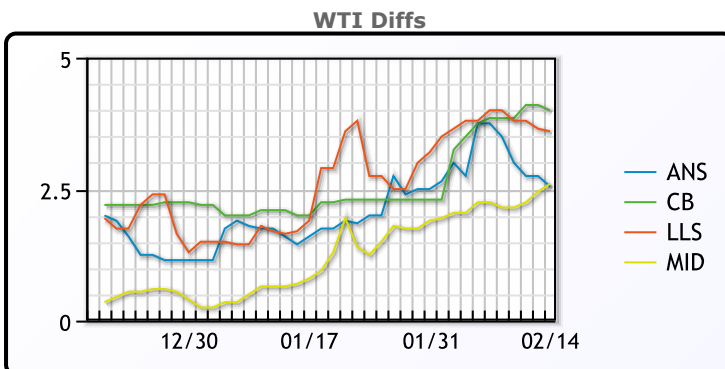


CRUDE

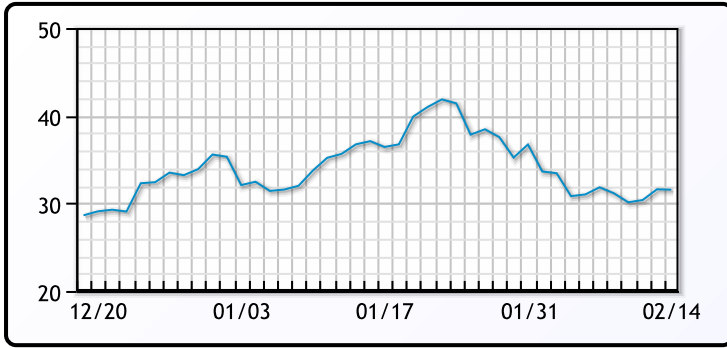
	Last	Week Ago	Month Ago
ANS	81.61	80.89	81.61
BLS	83.06	80.99	82.11
LLS	82.66	81.14	82.76
Mid	81.66	79.39	80.81
WTI	79.06	77.14	79.86

PRODUCTS

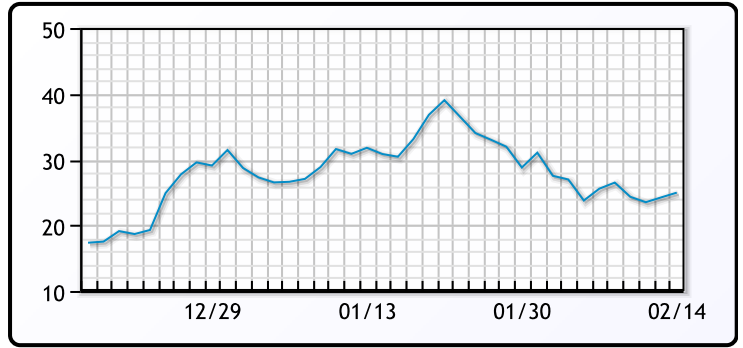
	Last	Week Ago	Month Ago
Gulf RBOB	242.35	242.43	250.03
Gulf ULSD	286.01	283.69	321.59
NYH RBOB	244.85	243.18	252.78
NYH ULSD	292.89	291.19	330.59
USGC 3%	59.63	57.63	58.13



3-2-1 Crack



Gulf 3-2-1 Crack



NGLs

MB

	Last	Week Ago	Month Ago
Butane	118	120.25	109
IsoButane	119	121.25	112.5
Natural Gasoline	172	167.25	174
Propane	82.625	81.125	82

CONWAY

	Last	Week Ago	Month Ago
Butane	114	119.5	111
IsoButane	141	139	140
Natural Gasoline	171.5	169.5	174
Propane	79.125	77.75	80.5

MB NON

	Last	Week Ago	Month Ago
Butane	118	120.25	109
IsoButane	119	121.25	112.5
Natural Gasoline	168.25	165	173.75
Propane	83.25	82.25	82.38

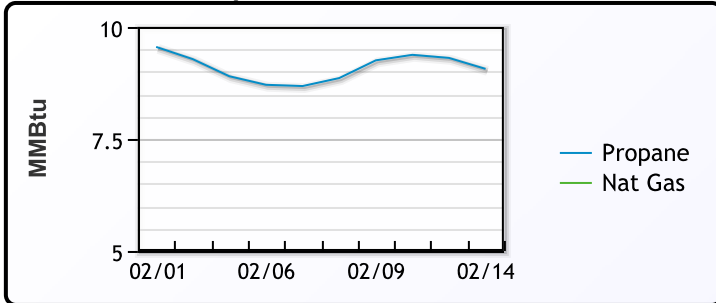
EDMONTON

	Last	Week Ago	Month Ago
Propane	53.75	55.38	67.25

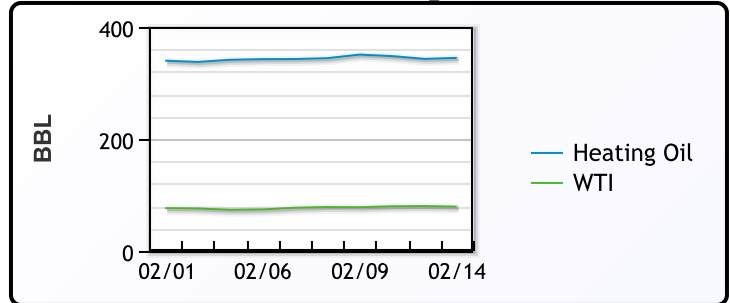
SARNIA

	Last	Week Ago	Month Ago
Propane	98.75	99.25	108

Propane MT.B Tet vs Nat Gas



WTI vs Heating Oil



FX

	Last	Change
CAD	1.3338	0.0001
DXY	103.233	-0.112
Gold	1854.37	0.06

RATES

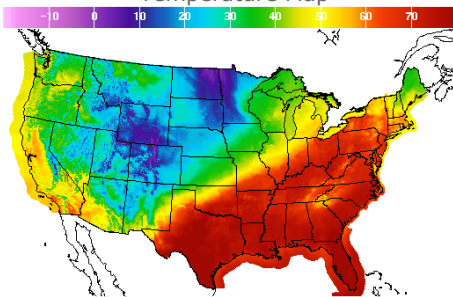
	Last	Change
US 2yr	4.6154	0.0979
US 10yr	3.7435	0.0419
CAN 10yr	3.183	0.076

EQUITIES

	Last	Change
Nasdaq	11960.15	68.36
TSX	1248.902	-0.921
S&P 500	4136.13	-1.16

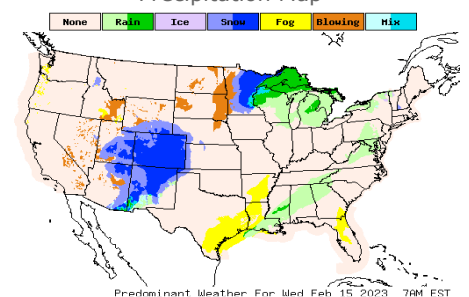
Weather Data

Temperature Map



City	HIGH °F	LOW °F
Calgary	31	12
Conway	6	-4
Cushing	58	40
Denver	24	13
Houston	76	62
Mont Belvieu	71	60
Sarnia	54	39
Williston	21	-4

Precipitation Map



This report has been prepared by PFL Petroleum Limited personnel for your information only and the views expressed are intended to provide market commentary and are not recommendations. This report is not an offer to sell or a solicitation of any offer to buy any security. The information contained herein has been compiled by PFL from sources believed to be reliable, but no representation or warranty, express or implied, is made by PFL Petroleum Limited, its affiliates or any other person as to its accuracy, completeness or correctness. Copyright 2017 PFL Petroleum Limited. All Rights Reserved