



# MARKET DAILY

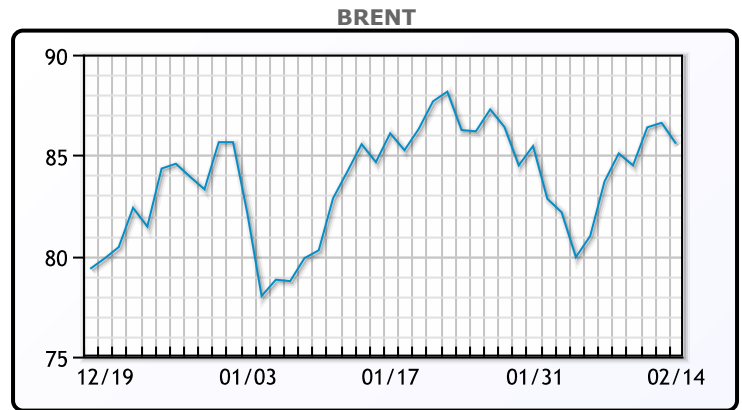
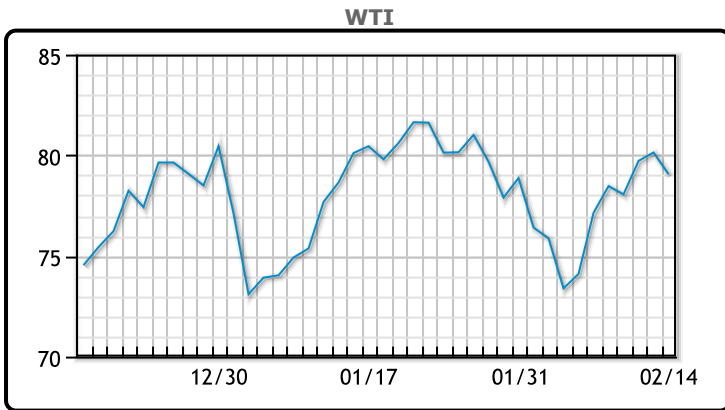
<https://www.pflpetroleum.com>  
 1865 Veterans Park Dr. Suite 303  
 Naples, Florida 34109  
 Phone: 239-390-2885  
 Fax: 239-949-0611  
 Feb 14, 2023 6:47 PM

Major Energy Futures		
	Settle	Change
Brent	85.58	-1.03
Gas Oil	850.25	5.5
Natural Gas	2.567	0.162
RBOB	248.85	-4.26
ULSD	294.01	3.44
WTI	79.06	-1.08

**Market Commentary**

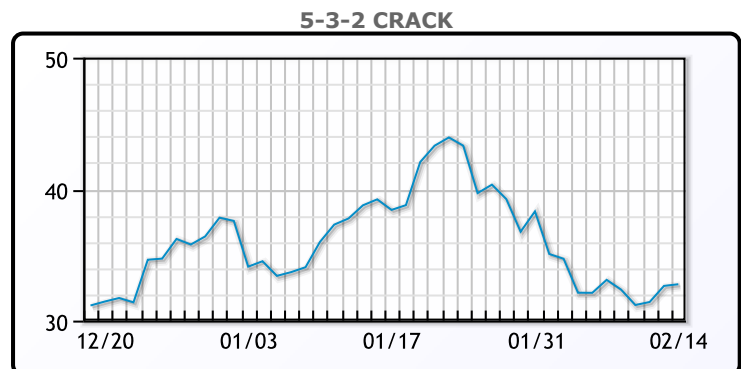
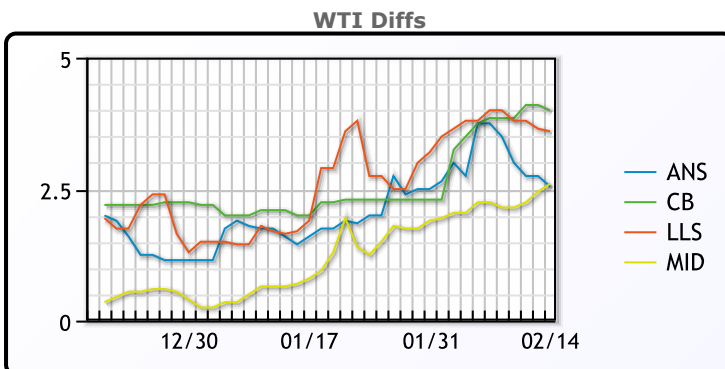
Oil prices were lower today as the Biden administration decided yet again to release more oil from the SPR. The SPR is already at the lowest level since 1983 and the administration is saying they will sell another 26MM/bbls based on a previous obligation. US CPI data was released today which showed a 6.4% annualized inflation rate, the lowest since late 2021 but still a very high number. The data could moderate the Federal Reserve's approach to interest rates. "Interest rates are now at a point where every 25 basis points matter and could be the difference between a soft landing and a recession," OANDA analyst Craig Erlam said in a note. WTI fell \$1.08 or -1.4% to close at \$79.06. Brent traded down \$1.03 or -1.2% to close at \$85.58.

## Crude & Product Markets

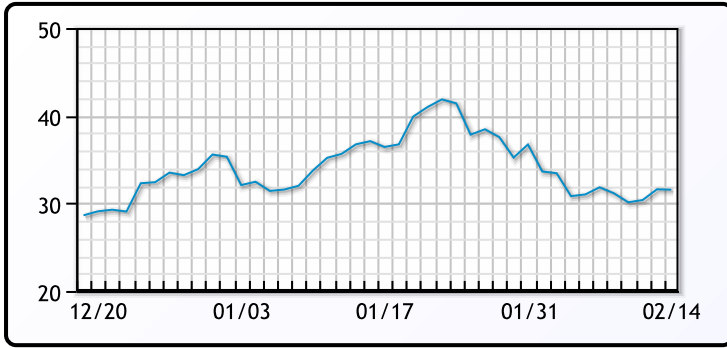


CRUDE			
	Last	Week Ago	Month Ago
ANS	81.61	80.89	81.61
BLS	83.06	80.99	82.11
LLS	82.66	81.14	82.76
Mid	81.66	79.39	80.81
WTI	79.06	77.14	79.86

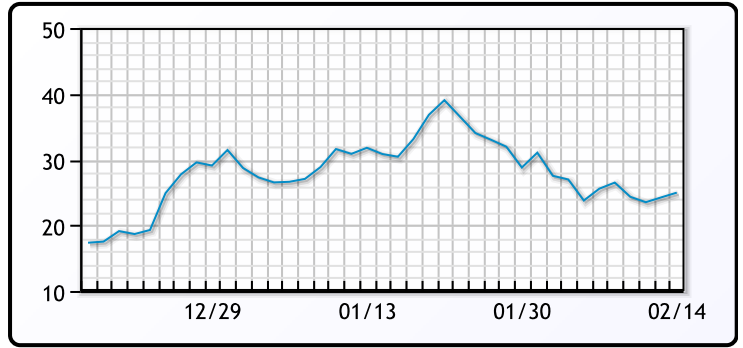
PRODUCTS			
	Last	Week Ago	Month Ago
Gulf RBOB	242.35	242.43	250.03
Gulf ULSD	286.01	283.69	321.59
NYH RBOB	244.85	243.18	252.78
NYH ULSD	292.89	291.19	330.59
USGC 3%	59.63	57.63	58.13



**3-2-1 Crack**



**Gulf 3-2-1 Crack**



**NGLs**

**MB**

	Last	Week Ago	Month Ago
Butane	118	120.25	109
IsoButane	119	121.25	112.5
Natural Gasoline	172	167.25	174
Propane	82.625	81.125	82

**CONWAY**

	Last	Week Ago	Month Ago
Butane	114	119.5	111
IsoButane	141	139	140
Natural Gasoline	171.5	169.5	174
Propane	79.125	77.75	80.5

**MB NON**

	Last	Week Ago	Month Ago
Butane	118	120.25	109
IsoButane	119	121.25	112.5
Natural Gasoline	168.25	165	173.75
Propane	83.25	82.25	82.38

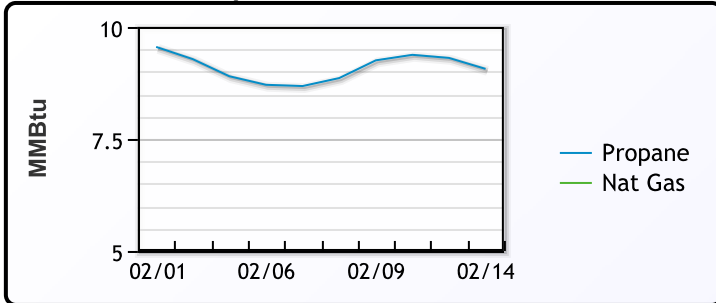
**EDMONTON**

	Last	Week Ago	Month Ago
Propane	53.75	55.38	67.25

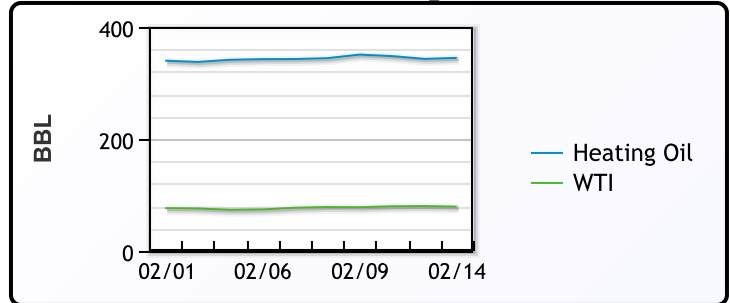
**SARNIA**

	Last	Week Ago	Month Ago
Propane	98.75	99.25	108

**Propane MT.B Tet vs Nat Gas**



**WTI vs Heating Oil**



**FX**

	Last	Change
CAD	1.3338	0.0001
DXY	103.233	-0.112
Gold	1854.37	0.06

**RATES**

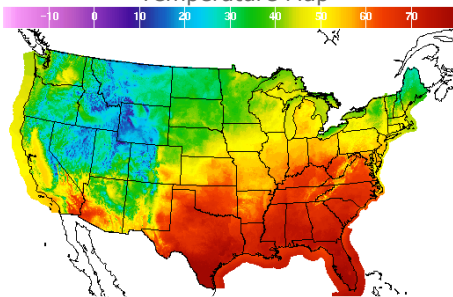
	Last	Change
US 2yr	4.6154	0.0979
US 10yr	3.7435	0.0419
CAN 10yr	3.183	0.076

**EQUITIES**

	Last	Change
Nasdaq	11960.15	68.36
TSX	1248.902	-0.921
S&P 500	4136.13	-1.16

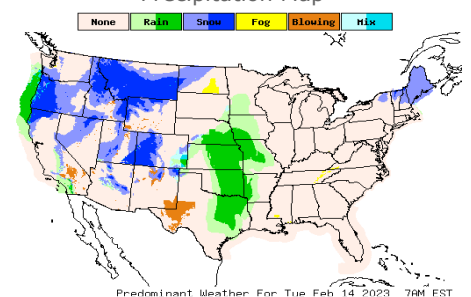
**Weather Data**

**Temperature Map**



City	HIGH °F	LOW °F
Calgary	27	14
Conway	32	6
Cushing	63	48
Denver	46	26
Houston	77	64
Mont Belvieu	73	61
Sarnia	46	32
Williston	30	2

**Precipitation Map**



This report has been prepared by PFL Petroleum Limited personnel for your information only and the views expressed are intended to provide market commentary and are not recommendations. This report is not an offer to sell or a solicitation of any offer to buy any security. The information contained herein has been compiled by PFL from sources believed to be reliable, but no representation or warranty, express or implied, is made by PFL Petroleum Limited, its affiliates or any other person as to its accuracy, completeness or correctness. Copyright 2017 PFL Petroleum Limited. All Rights Reserved