



MARKET DAILY

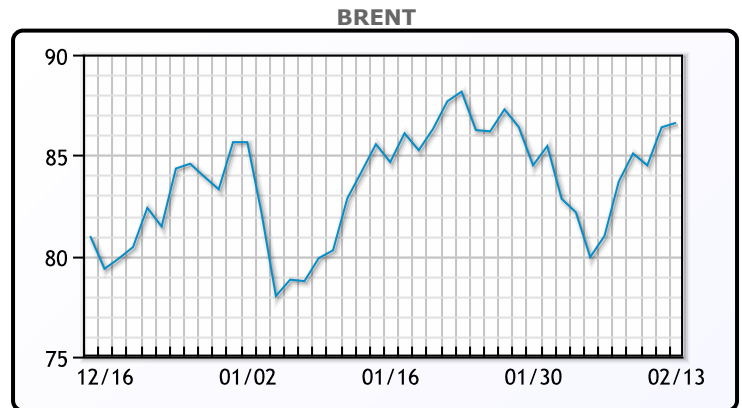
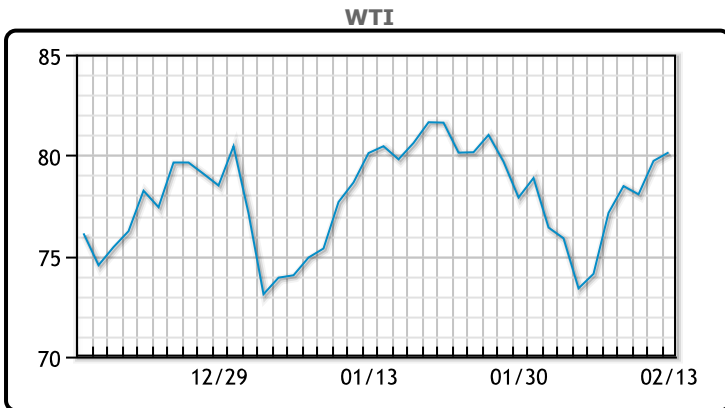
<https://www.pflpetroleum.com>
 1865 Veterans Park Dr. Suite 303
 Naples, Florida 34109
 Phone: 239-390-2885
 Fax: 239-949-0611
 Feb 13, 2023 7:51 PM

Major Energy Futures		
	Settle	Change
Brent	86.61	0.22
Gas Oil	841.25	19.25
Natural Gas	2.405	-0.109
RBOB	253.11	2.74
ULSD	290.57	4.11
WTI	80.14	0.42

Market Commentary

Oil prices edged higher today after last week's rally as short term demand concerns seem to be outweighed by Russia's production cut. "The fundamental backdrop for oil is still very strong," said Phil Flynn, analyst at Price Futures Group. "With China reopening, we will see more demand and Russia and OPEC has the same or less supply, which is bullish." Azeri crude is now flowing from Turkey's main export terminal today, first time since the earthquake on Feb 6th. On the supply side, the EIA is expecting US crude production to rise to its highest on record in March. WTI traded up \$.42 or .5% to close at \$80.14. Brent traded up \$.22 or .3% to close at \$86.61.

Crude & Product Markets

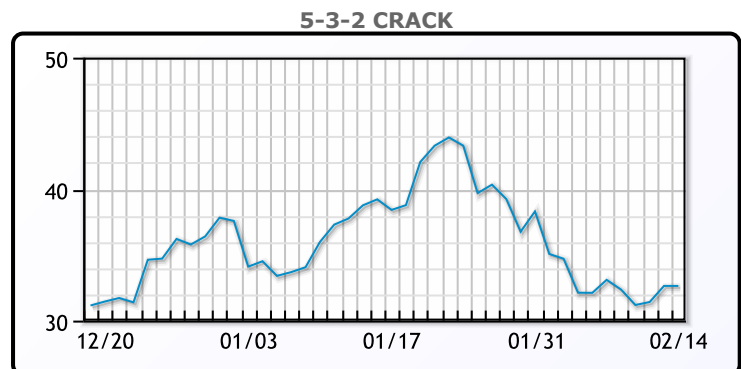
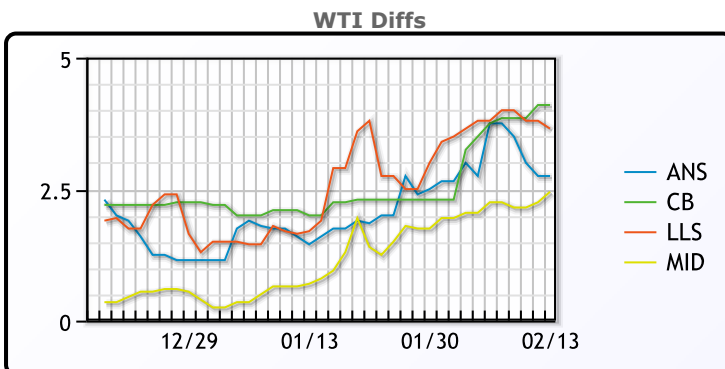


CRUDE

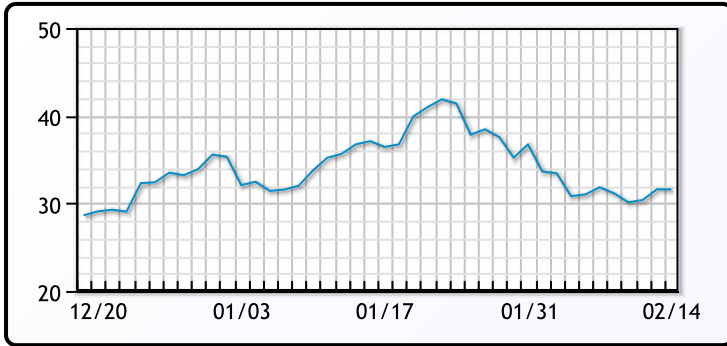
	Last	Week Ago	Month Ago
ANS	82.89	77.86	81.61
BLS	84.24	77.86	82.11
LLS	83.79	77.91	82.76
Mid	82.59	76.36	80.81
WTI	80.14	74.11	79.86

PRODUCTS

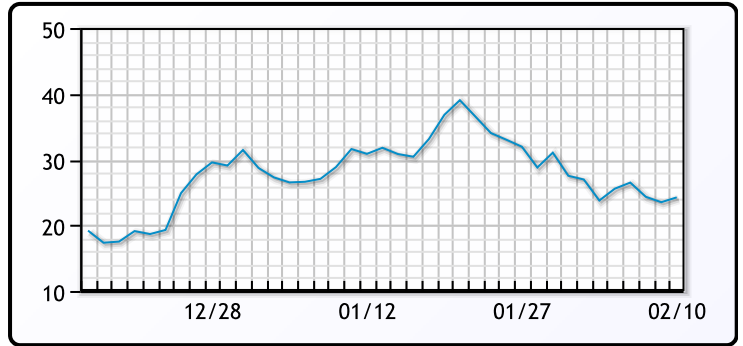
	Last	Week Ago	Month Ago
Gulf RBOB	247.61	232.84	250.03
Gulf ULSD	283.32	270.75	321.59
NYH RBOB	249.86	234.44	252.78
NYH ULSD	289.57	277.75	330.59
USGC 3%	60.63	54.13	58.13



3-2-1 Crack



Gulf 3-2-1 Crack



NGLs

MB

	Last	Week Ago	Month Ago
Butane	121	118.5	112
IsoButane	120	121	113.5
Natural Gasoline	171.75	160.5	174
Propane	82.75	80	82.25

CONWAY

	Last	Week Ago	Month Ago
Butane	118.5	117.5	109.75
IsoButane	144	140	141
Natural Gasoline	173	161.5	174
Propane	79.38	75.38	81.25

MB NON

	Last	Week Ago	Month Ago
Butane	120	117.5	109.5
IsoButane	120	121	113.5
Natural Gasoline	169.75	159.5	174
Propane	83.75	80.75	82.38

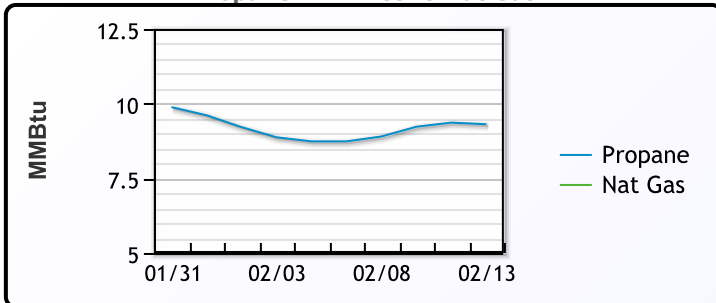
EDMONTON

	Last	Week Ago	Month Ago
Propane	53.38	51.38	67.25

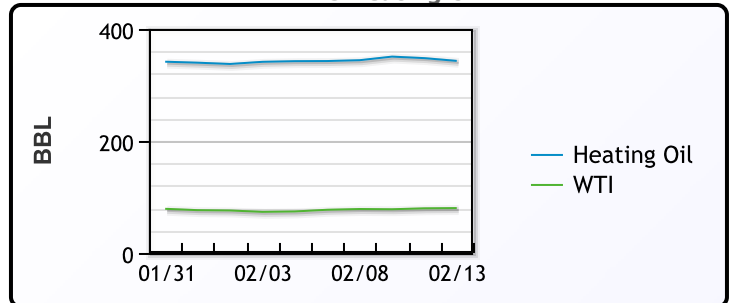
SARNIA

	Last	Week Ago	Month Ago
Propane	101	102	108

Propane MT.B Tet vs Nat Gas



WTI vs Heating Oil



FX

	Last	Change
CAD	1.3338	0.0006
DXY	103.345	-0.285
Gold	1856.05	2.56

RATES

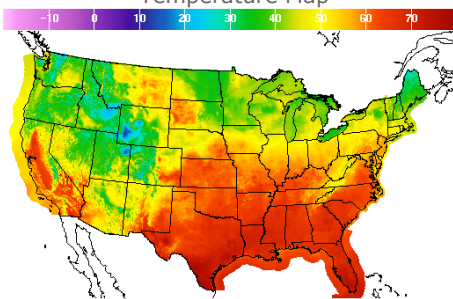
	Last	Change
US 2yr	4.5111	-0.0064
US 10yr	3.6959	-0.0057
CAN 10yr	3.107	-0.046

EQUITIES

	Last	Change
Nasdaq	11891.79	173.67
TSX	1249.823	5.435
S&P 500	4137.29	46.83

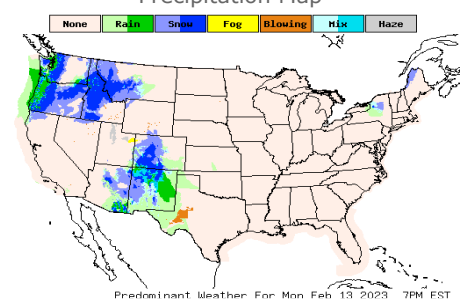
Weather Data

Temperature Map



City	HIGH °F	LOW °F
Calgary	39	22
Conway	34	15
Cushing	59	37
Denver	56	35
Houston	71	50
Mont Belvieu	66	49
Sarnia	44	34
Williston	38	22

Precipitation Map



This report has been prepared by PFL Petroleum Limited personnel for your information only and the views expressed are intended to provide market commentary and are not recommendations. This report is not an offer to sell or a solicitation of any offer to buy any security. The information contained herein has been compiled by PFL from sources believed to be reliable, but no representation or warranty, express or implied, is made by PFL Petroleum Limited, its affiliates or any other person as to its accuracy, completeness or correctness. Copyright 2017 PFL Petroleum Limited. All Rights Reserved