



MARKET DAILY

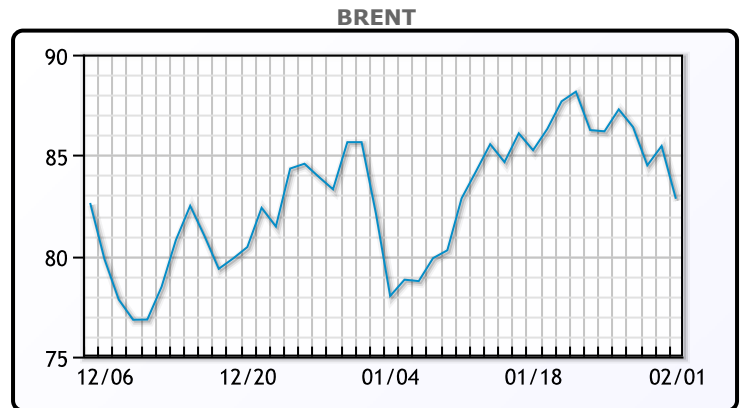
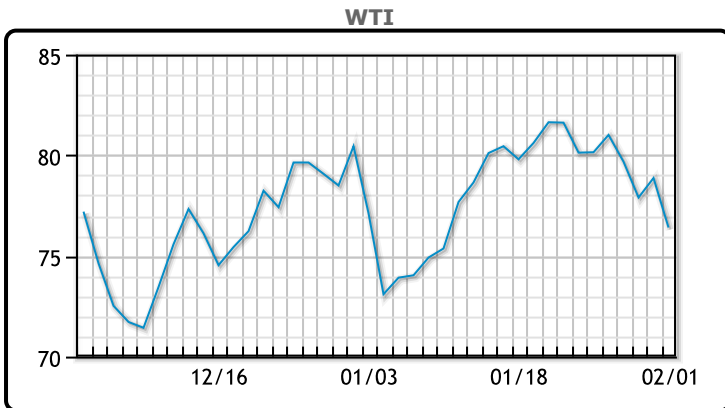
<https://www.pflpetroleum.com>
 1865 Veterans Park Dr. Suite 303
 Naples, Florida 34109
 Phone: 239-390-2885
 Fax: 239-949-0611
 Feb 1, 2023 7:34 PM

Major Energy Futures		
	Settle	Change
Brent	82.84	-2.62
Gas Oil	881.75	5.75
Natural Gas	2.468	-0.216
RBOB	245.38	-11.3
ULSD	295.11	-19.37
WTI	76.41	-2.46

Market Commentary

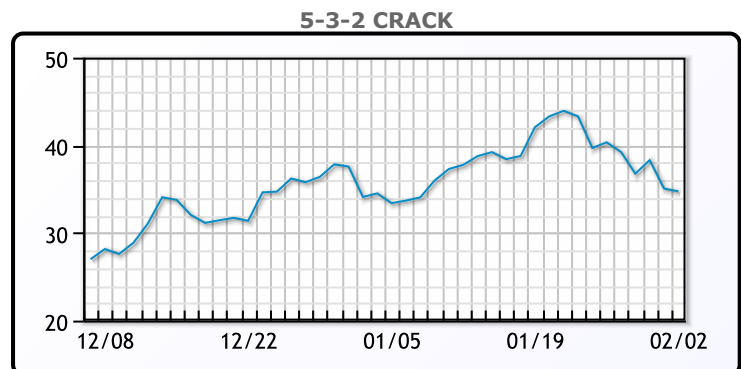
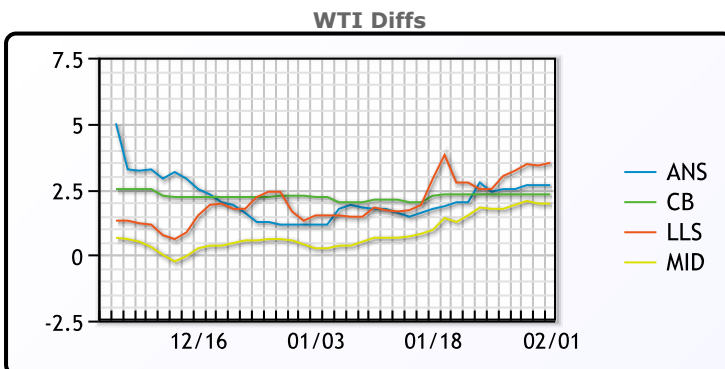
Oil prices were hit hard today after EIA data showed big builds in crude inventories. Crude stocks had a build of 4.1MM/bbls, vs an expected build of 376K/bbls. Gasoline and distillate stocks had a build of 2.57MM/bbls and 2.32MM/bbls respectively. Overall it was a bearish report as crude and fuel inventories touched their highest levels since 2021. "The market is reacting to the report that indicates there isn't demand for crude oil or fuels," said John Kilduff, partner at Again Capital LLC in New York. The Fed today hikes interest rates by 25bps (as expected) but left the door open for another hike in March. WTI traded down \$2.46 or -3.1% to close at \$76.41. Brent traded down \$2.62 or -3.1% to close at \$82.84.

Crude & Product Markets

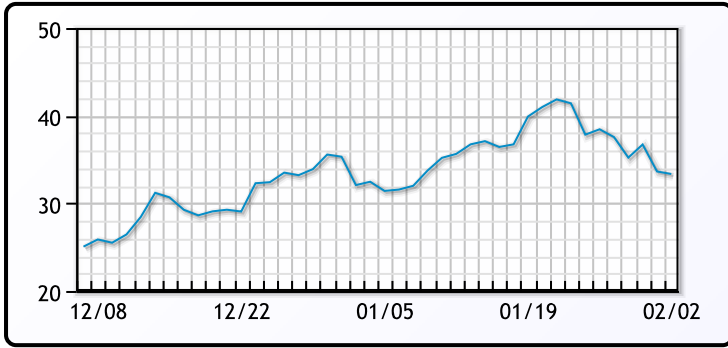


CRUDE			
	Last	Week Ago	Month Ago
ANS	79.06	82.25	81.41
BLS	78.71	82.15	82.46
LLS	79.91	82.35	81.76
Mid	78.36	81.6	80.51
WTI	76.41	79.85	80.26

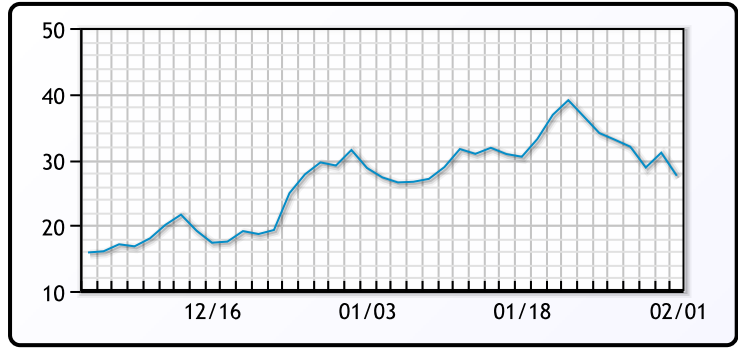
PRODUCTS			
	Last	Week Ago	Month Ago
Gulf RBOB	239.63	258.28	243.83
Gulf ULSD	290.23	325.98	335.5
NYH RBOB	243.63	258.84	247.46
NYH ULSD	297.73	337.13	336.72
USGC 3%	55.38	58.88	59.88



3-2-1 Crack



Gulf 3-2-1 Crack



NGLs

MB

	Last	Week Ago	Month Ago
Butane	117.5	117.25	101.5
IsoButane	118.13	117	99.75
Natural Gasoline	167.5	177	151
Propane	84.38	91.63	70.75

CONWAY

	Last	Week Ago	Month Ago
Butane	117.13	116.5	95.38
IsoButane	139	143	130
Natural Gasoline	169.25	175	160
Propane	81.82	90.5	77

MB NON

	Last	Week Ago	Month Ago
Butane	116.5	116.25	101.5
IsoButane	118.13	117	99.75
Natural Gasoline	166.5	176.5	151
Propane	85.06	91.88	70.75

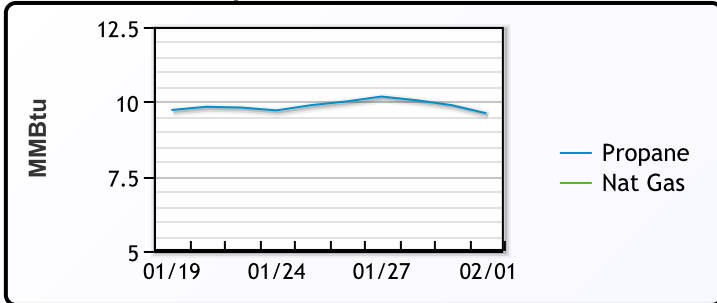
EDMONTON

	Last	Week Ago	Month Ago
Propane	61.06	71	65.5

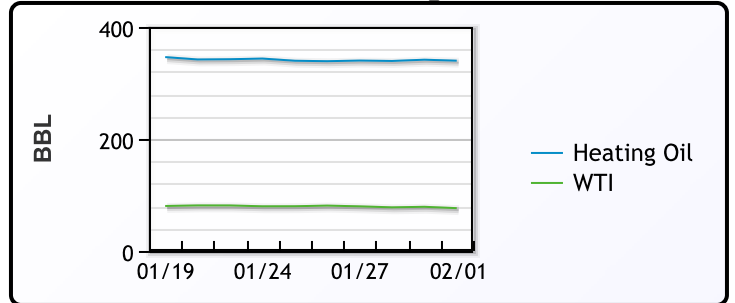
SARNIA

	Last	Week Ago	Month Ago
Propane	110.25	118	100

Propane MT.B Tet vs Nat Gas



WTI vs Heating Oil



FX

	Last	Change
CAD	1.3274	-0.0017
DXY	101.217	-0.88
Gold	1952.02	1.5

RATES

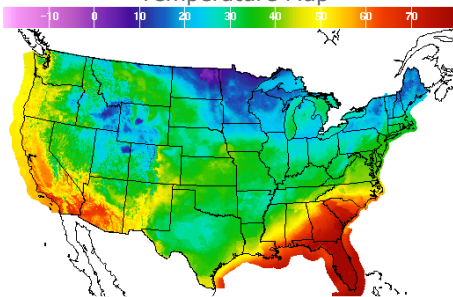
	Last	Change
US 2yr	4.094	-0.0123
US 10yr	3.4057	-0.0109
CAN 10yr	2.859	-0.057

EQUITIES

	Last	Change
Nasdaq	11816.32	231.77
TSX	1248.788	-2.719
S&P 500	4119.21	42.61

Weather Data

Temperature Map



City	HIGH °F	LOW °F
Calgary	17	0
Conway	11	-17
Cushing	33	20
Denver	36	15
Houston	42	39
Mont Belvieu	41	38
Sarnia	23	5
Williston	18	0

Precipitation Map

