



MARKET DAILY

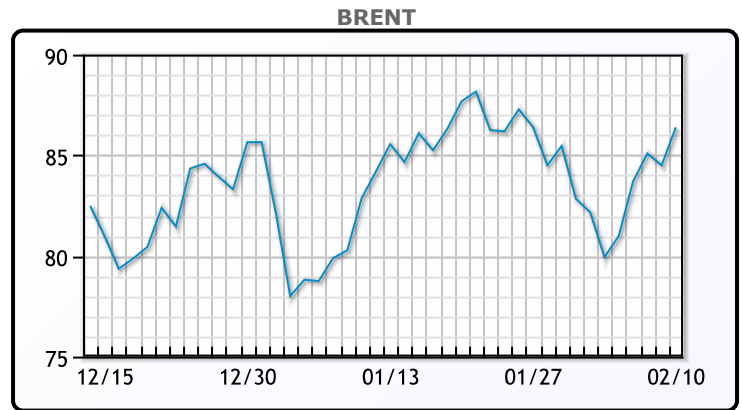
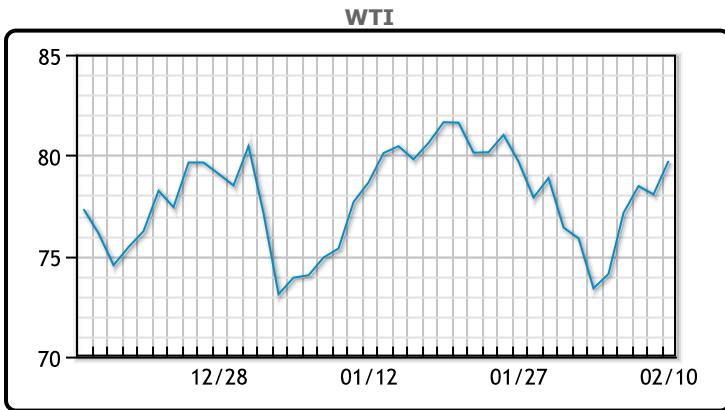
<https://www.pflpetroleum.com>
 1865 Veterans Park Dr. Suite 303
 Naples, Florida 34109
 Phone: 239-390-2885
 Fax: 239-949-0611
 Feb 10, 2023 7:56 PM

Major Energy Futures		
	Settle	Change
Brent	86.39	1.89
Gas Oil	835.75	-17.25
Natural Gas	2.514	0.034
RBOB	250.37	-1.53
ULSD	286.46	-7.79
WTI	79.72	1.66

Market Commentary

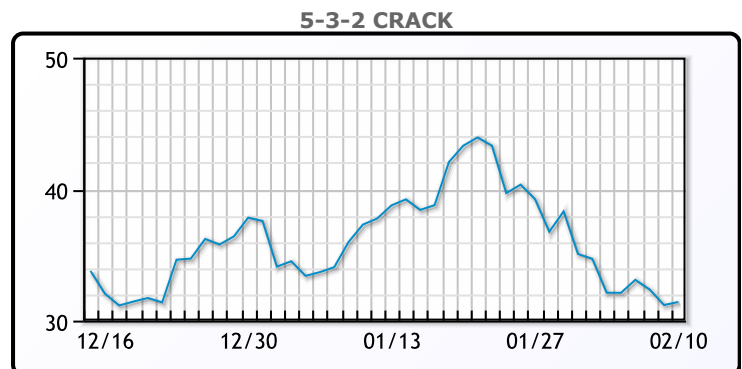
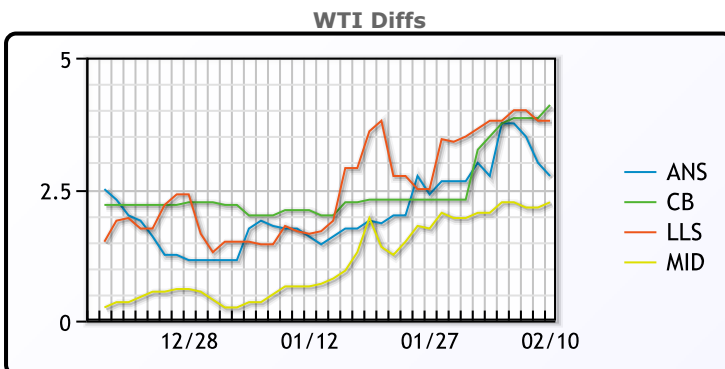
Oil prices were higher today as Russia announced a plan to cut output in response to western sanctions and the EU price cap. Russia is saying they plan to reduce crude production by 500K bpd or 5% of their total output. Brent and WTI posted weekly gains of more than 8%. "Most analysts have already penciled in Russian production falling by 700,000-900,000 in 2023," said Rebecca Babin, senior energy trader at CIBC Private Wealth U.S. "The key for crude to break out of its current trading range is Chinese demand recovery." Meanwhile OPEC+ plans no further action after the Russian announcement. WTI traded up \$1.66 or 2.1% to close at \$79.72. Brent traded up 2.2% or \$1.89 to close \$86.39.

Crude & Product Markets

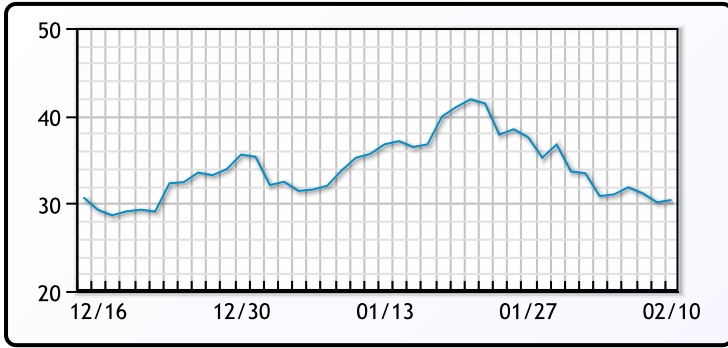


CRUDE			
	Last	Week Ago	Month Ago
ANS	82.47	76.14	76.72
BLS	83.82	76.89	77.22
LLS	83.52	77.19	76.77
Mid	81.97	75.44	75.77
WTI	79.72	73.39	75.12

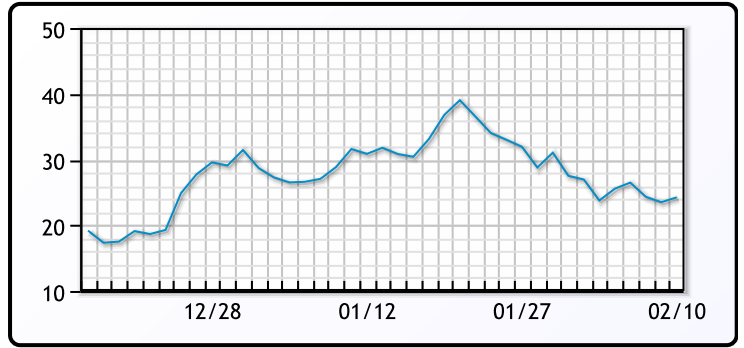
PRODUCTS			
	Last	Week Ago	Month Ago
Gulf RBOB	246.62	226.6	227.02
Gulf ULSD	278.83	271.78	313.82
NYH RBOB	247.12	230.1	232.37
NYH ULSD	285.83	280.53	319.07
USGC 3%	60.88	52.63	52.13



3-2-1 Crack



Gulf 3-2-1 Crack



NGLs

MB

	Last	Week Ago	Month Ago
Butane	130.5	114.5	109
IsoButane	129.5	115.5	111
Natural Gasoline	171.75	160.25	158.5
Propane	85.25	80	76.75

CONWAY

	Last	Week Ago	Month Ago
Butane	125	116.25	109
IsoButane	154	140	136
Natural Gasoline	177	161	153.5
Propane	81.25	77	76

MB NON

	Last	Week Ago	Month Ago
Butane	129.5	113.5	108
IsoButane	129.5	115.5	111
Natural Gasoline	169.75	159.25	158.5
Propane	86.25	80.75	76.88

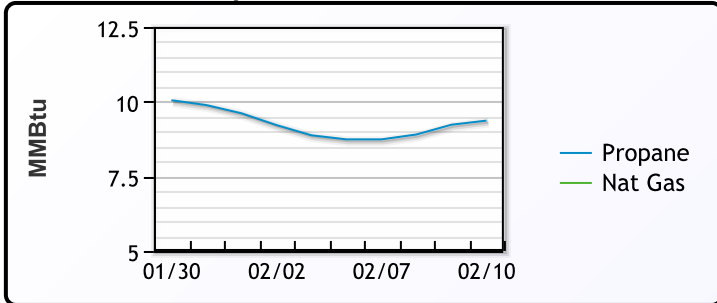
EDMONTON

	Last	Week Ago	Month Ago
Propane	55.25	55	63

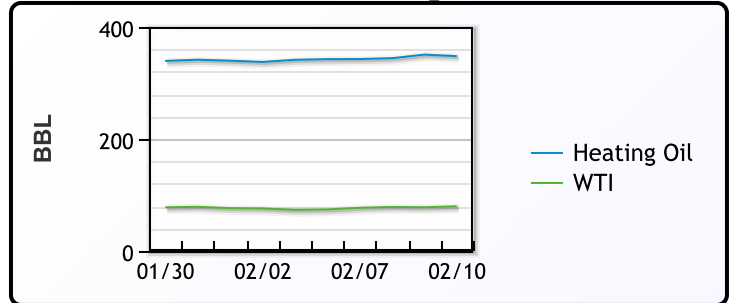
SARNIA

	Last	Week Ago	Month Ago
Propane	102	108	102

Propane MT.B Tet vs Nat Gas



WTI vs Heating Oil



FX

	Last	Change
CAD	1.3344	-0.011
DXY	103.63	0.409
Gold	1865.57	3.79

RATES

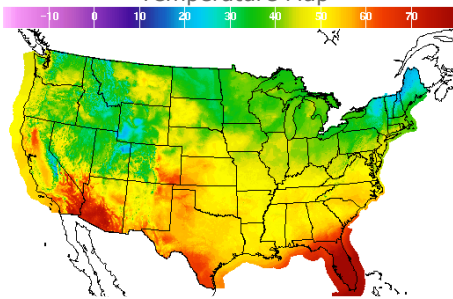
	Last	Change
US 2yr	4.517	0.035
US 10yr	3.732	0.0741
CAN 10yr	3.153	0.1

EQUITIES

	Last	Change
Nasdaq	11718.12	-71.46
TSX	1244.388	2.697
S&P 500	4090.46	8.96

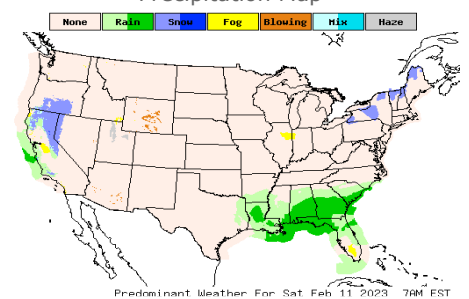
Weather Data

Temperature Map



City	HIGH °F	LOW °F
Calgary	39	20
Conway	29	0
Cushing	40	30
Denver	42	25
Houston	61	48
Mont Belvieu	60	47
Sarnia	39	28
Williston	36	12

Precipitation Map



This report has been prepared by PFL Petroleum Limited personnel for your information only and the views expressed are intended to provide market commentary and are not recommendations. This report is not an offer to sell or a solicitation of any offer to buy any security. The information contained herein has been compiled by PFL from sources believed to be reliable, but no representation or warranty, express or implied, is made by PFL Petroleum Limited, its affiliates or any other person as to its accuracy, completeness or correctness. Copyright 2017 PFL Petroleum Limited. All Rights Reserved